


# Results Policy Report

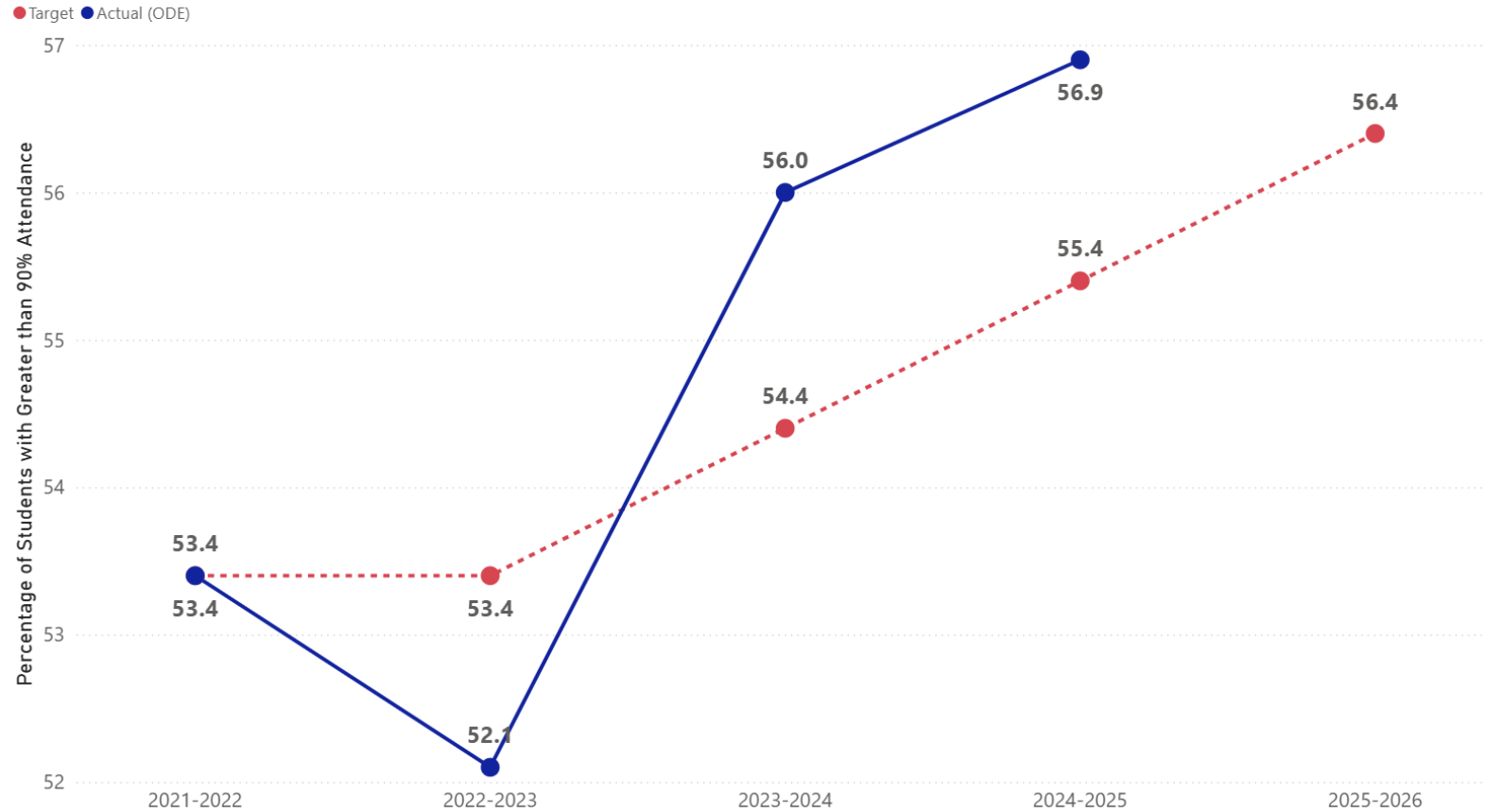
Regular Attenders  
January 27, 2026



# Regular Attenders

Status: Exceeded Annual Target


Percentage of Students Who Are Regular Attenders



56.9%, or 20,486 out of 35,987 students, had an attendance rate greater than 90.0%.

This is an improvement of 0.9 percentage points over the prior year.

**Who are included in these data:** Students enrolled in Salem-Keizer Public Schools on the first school day in May, and for at least 75 days prior. (Source: ODE).



# Regular Attenders

## Demographic Breakdowns

Groups	2023-2024			2024-2025		
	Percentage of Regular Attenders	Number of Regular Attenders	Total Students	Percentage of Regular Attenders	Number of Regular Attenders	Total Students
<b>Race/Ethnicity</b>						
American Indian/Alaska Native	44.8	117	261	51.3 ↑	119	232
Asian	78.9	634	804	74.8	620	829
Black/African American	64.1	373	582	66.6 ↑	411	617
Hispanic/Latino	49.8	8563	17186	51.7 ↑	8909	17232
Multi-Racial	58.5	1390	2378	59.9 ↑	1409	2353
Native Hawaiian/Pacific Islander	37.8	432	1144	42.0 ↑	486	1158
White	63.1	9077	14394	62.9	8532	13566
<b>Gender</b>						
Female	55.2	9781	17704	56.7 ↑	9846	17365
Male	56.9	10740	18887	57.2 ↑	10577	18489
Non-Binary	41.1	65	158	47.4 ↑	63	133
<b>Student Groups</b>						
English Learner	50.5	4018	7953	52.1 ↑	4360	8362
Ever English Learners	50.7	6321	12474	52.4 ↑	6531	12456
Homeless	27.8	258	928	31.9 ↑	310	973
Migrant	51.4	657	1278	53.7 ↑	677	1260
Recent Arrivers	57.5	539	937	58.3 ↑	825	1415
Students with Disabilities	51.3	3407	6645	51.9 ↑	3485	6719
Talented and Gifted	74.2	1482	1996	75.0 ↑	1666	2221

# Regular Attenders

## Grade Breakdown

Grade	2023-2024			2024-2025		
	Percentage of Regular Attenders	Number of Regular Attenders	Total Students	Percentage of Regular Attenders	Number of Regular Attenders	Total Students
K	53.8	1301	2420	56.2 ↑	1280	2279
1	60.3	1634	2712	59.6	1512	2536
2	63.1	1730	2742	65.5 ↑	1776	2711
3	64.9	1740	2679	67.9 ↑	1897	2792
4	65.9	1868	2836	66.4 ↑	1804	2718
5	66.9	1946	2908	64.3	1851	2877
6	64.7	1804	2790	67.0 ↑	1901	2838
7	57.8	1629	2820	59.1 ↑	1647	2786
8	55.5	1664	2998	55.1	1566	2844
9	46.2	1368	2958	50.5 ↑	1509	2988
10	44.2	1404	3178	43.0	1225	2851
11	45.0	1324	2944	44.7	1368	3062
12	42.5	1174	2764	42.5	1150	2705

**Elementary school:** Kindergarten and grades 2-4 showed improvement.

**Middle school:** Grades 6 and 7 showed improvement.

**High school:** Grade 9 showed improvement.

# School Highlights

Of 65 schools:

- 53 exceeded our district goal of 55.4% regular attenders.
- 36 had a higher percentage of regular attenders than the prior year.
- 5 schools improved by 5 percentage points or more.

# School Highlights



Salem Heights Elementary



Auburn Elementary

# Strategy Progress & Next Steps

Initiative	Current Progress	Next Steps
<b>Strategy Two, Initiative Two:</b> Understand and engage students, families, and communities	<p><i>Activity 3: Expand parent and community shared responsibility for student attendance through improved communication.</i></p> <p>Continuing our Attendance awareness campaign: Attendance Matters</p>	<ul style="list-style-type: none"> <li>• Implement the second year of our attendance nudge letters focusing on a positive attendance habits and forming connections with school staff.</li> <li>• Analyze survey data from students and families regarding attendance. Increasing the practice of home visits from school staff for higher-tier attendance concerns.</li> </ul>
Use of data to develop support plans	<ul style="list-style-type: none"> <li>• School celebrations, classroom competitions, grade level targets</li> <li>• MTSS teams focused on attendance</li> </ul>	<ul style="list-style-type: none"> <li>• Explore the use of data tools to develop tiered interventions</li> <li>• Continue supporting schools through attendance incentive funds.</li> </ul>
Direct student and family supports	<ul style="list-style-type: none"> <li>• Parent and student attendance contracts, home visits, transportation resources, and specific supports for family needs.</li> </ul>	<ul style="list-style-type: none"> <li>• Continue working directly with families to identify and address attendance barriers</li> <li>• Continue supports to individual students in secondary to identify and eliminate barriers</li> </ul>