

**Evanston Skokie CCSD 65**

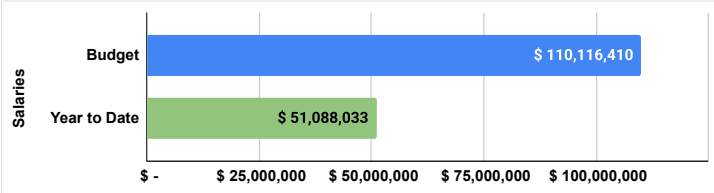
**Budget-to-Actual Expenditure Monitoring (All Funds)**

As of January 31, 2026

Fiscal Year Elapsed: 58.33% (July - January)

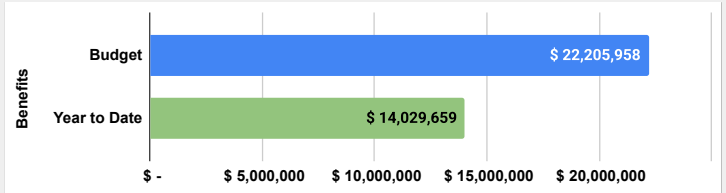
**Salaries**

Budget \$ 110,116,410  
 Year to Date \$ 51,088,033 **46.39%**



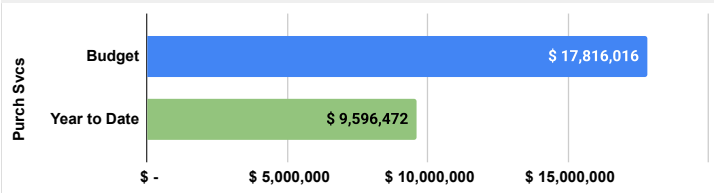
**Benefits**

Budget \$ 22,205,958  
 Year to Date \$ 14,029,659 **63.18%**



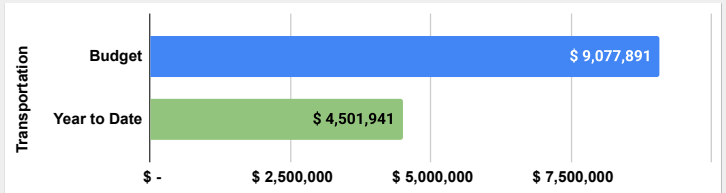
**Purchased Services (excluding Transportation)**

Budget \$ 17,816,016  
 Year to Date \$ 9,596,472 **53.86%**



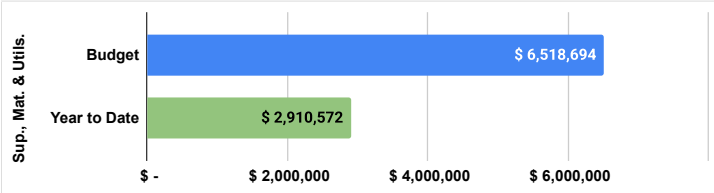
**Purchased Services - Transportation**

Budget \$ 9,077,891  
 Year to Date \$ 4,501,941 **49.59%**



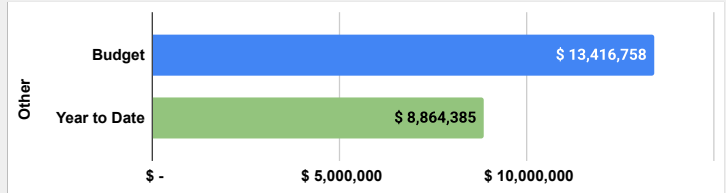
**Supplies, Materials & Utilities**

Budget \$ 6,518,694  
 Year to Date \$ 2,910,572 **44.65%**



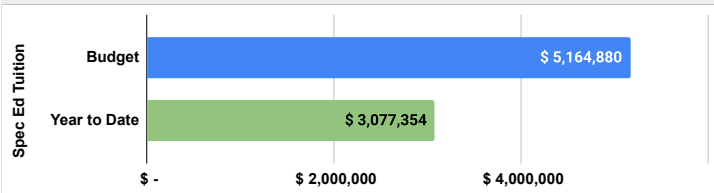
**Capital Outlay, Non-Capitalized Equipment, Debt Service & Other**

Budget \$ 13,416,758  
 Year to Date \$ 8,864,385 **66.07%**



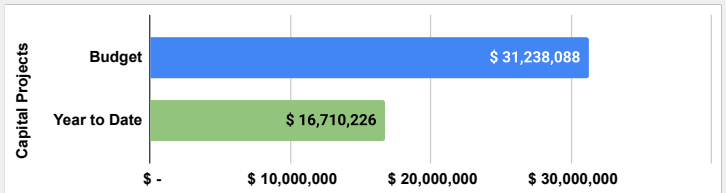
**Special Education Tuition**

Budget \$ 5,164,880  
 Year to Date \$ 3,077,354 **59.58%**



**Capital Projects (Foster School and Districtwide)**

Budget \$ 31,238,088  
 Year to Date \$ 16,710,226 **53.49%**



*Note: Expenditure patterns vary by category due to seasonality, contractual timing, and project schedules. Percentages shown reflect timing as well as variance.*