


February Art Department showcase

This is how the Art Department addresses the five domains of the CV learner profile

Due Monday 02/13/26




Happy Valentine's Day!




Conestoga Valley High School

Students in Drawing 1 are tasked with observing and rendering various Plants and flowers. Students employed newly acquired observational skills to accurately render the flowers in front of them. These observational skills teach them to closely observe the world around them. This is a skill that is important to solving any problem, as well as providing Lifelong Learning opportunities. Students rotated throughout the room seeing other's completed works and their working process. This allows for authentic communication and collaboration.



Connor Accardi



Abigail Aller



Hunter Reed



Paityn Channell



Luz Lopez Lopez





Fritz Elementary Art



Inspired by master artists and their artwork, Auguste Rodin (*The Thinker*) and Edgar Degas (*Little Dancer of Fourteen Years*), the 5th Grade Fritz Elementary Art Students created *Ballerinas*. As Innovative problem solvers, students applied knowledge and skills through creative, adaptable, and original problem-solving methods. Students learned how to draw the human figure in proportion and then applied those skills and drew a human figure looking at a model. Students created beautiful ballerinas colored in chalk pastels.






Fritz Elementary Art




Fritz Elementary Art



Fritz Elementary Art






Emma

Smoketown Elementary

Students in third grade talked about the uniqueness of snowflakes and how each one is different from the next. Students experimented with paint that they described as representing “winter colors.” After the painted paper was dry, students used rulers to help them cut neat lines. They then pasted their strips and shapes of paper into their own snowflake. Students were challenged to make sure their snowflake looked different from their peers sitting next to them. This helped to create a positive school environment as students were excited to show one another their snowflakes.



Greyson

Ava



Roan






Ayah -in progress

Students also in third grade worked on an exercise to get them use to looking at their surrounding. Students were taught and discussed what it means to draw from observation. Students had a small piece of paper and were directed to pick a spot in the art room to draw with only a pencil to start. Students were challenged to pick a large space and try their best to draw the items they saw while making accurate proportions.

*all drawings are in progress



Greyson




Amaya



Emma

Drawing 2

Students learned the academic drawing method, progressing from large general shapes of highlight and shadow to refined details and nuanced value structures. This process fosters a conceptual understanding of visual form and problem-solving. Starting with charcoal for traditional practice, students then applied the same approach to digital media, highlighting its cross-medium applicability. The "big-to-small" strategy promotes flexible thinking for various artistic situations as well as many other problem solving methods.



Jackson


Kyah



Gavin



Brixton



Daktari




GHMS - 7th Grade

Students are working on creating Nancy Graves inspired animals. Projects are made from toilet and paper towel rolls and brown butcher paper. These are a work in progress, stay tuned for final animals.



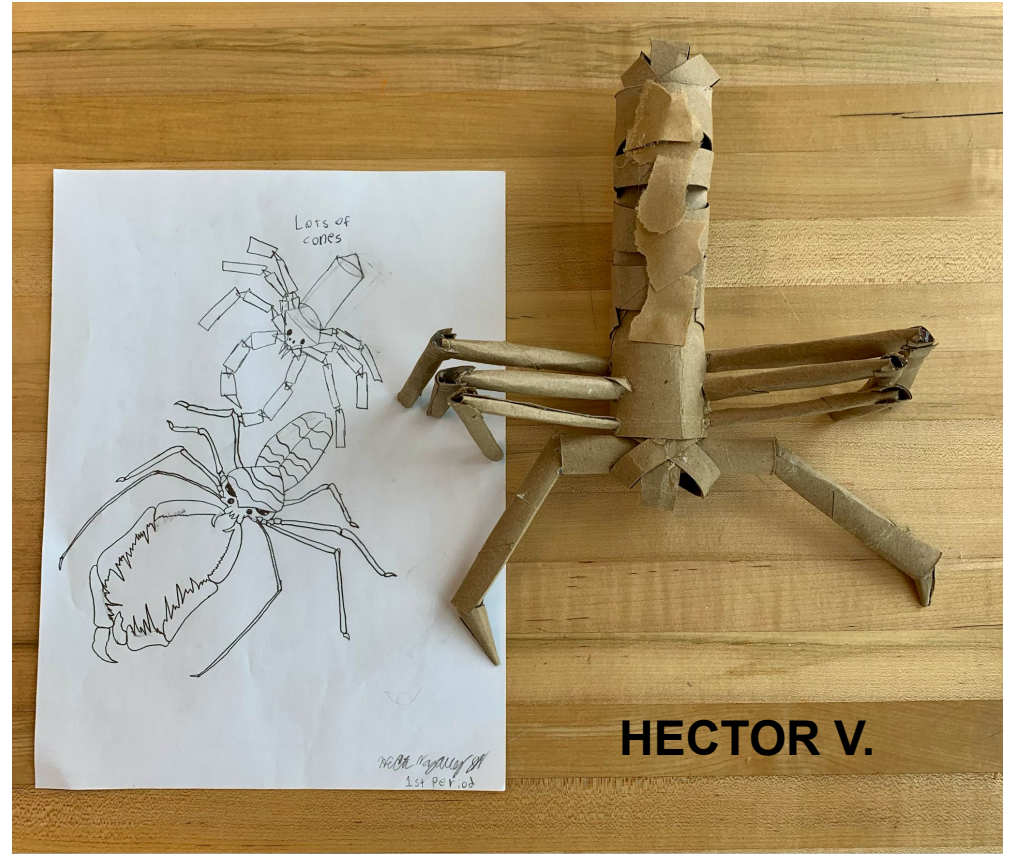
Lily L

Planning and Process






IKER G. & HENRY I.



HECTOR V.



VINCENT T. & DONOVAN M.



JESNALY A.

Brownstown Elementary

Fourth grade artists at Brownstown are practicing being global citizens. Students studied African Kente Cloth and the work of Ghanaian Sculptor El Anatsui while creating their own weavings. Students learned that El Anatsui has a positive impact on his African community by employing local artists, using recycled materials, and bringing new resources to his village.



El Anatsui: "Man's Cloth ", 2005



El Anatsui <https://www.cleveland.com>



Traditional Kente Cloth

Brownstown Elementary



Daniel



Tia

Weavings in progress

Brownstown Elementary



Kali



Noah

Brownstown Elementary

During a unit on “Family”, first grade artists practiced communicating about their families in a new way. They created these designs by using the letters in the names of their family members and colors they associate with each member of their family.



Aidan



Rosalie

Brownstown Elementary



Trey



Willow