

MEETING RECORD



Date:	12/15/2025
Project:	Ivy Stockwell ES Add Reno
Project No:	225437.00
Prepared by:	Joel Pehrson

DISTRIBUTION LIST

Name	Organization	Email
Zach Chambers	Project Manager, TSD	zach.chambers@tsd.org
Steve Walker	Project Manager, FCI	SWalker@fciol.com
Felix Rojas	Preconstruction Manager, FCI	frojas@fciol.com
Joel Pehrson	Project Manager, HCM	jpehrson@hcm2.com
Kara Aylesworth	Principal, HCM	kaylesworth@hcm2.com
Jean Bonnette	TSD - Ivy Stockwell	jean.bonnette@tsd.org
Stu Boyd	Board of Education	stu.boyd@tsd.org
Lynsey Morgan	TSD – Ivy Parent	lynsey.phelps@gmail.com
Ryan Nelson	TSD – Ivy Parent	ryan@mrbrickdesigner.com
Katie Charboneau	TSD - Ivy Stockwell	katie.charboneau@tsd.org
Matt Neibauer	TSD - Ivy Stockwell	matt.neibauer@tsd.org
Emily Yenny	TSD - Ivy Stockwell	emily.yenny@tsd.org
Justin Blick	TSD - Ivy Stockwell	justin.blick@tsd.org
Tammie Knauer	TSD – Bond Director	tammie.knauer@tsd.org
Kristen Battige	TSD – Director of Operations	kristen.battige@tsd.org
Todd Piccone	TSD – Asst. Superintendent	todd.piccone@tsd.org
Albert Nieto	FCI	anieto@fciol.com
Jordan Sale	FCI	jsale@fciol.com
Jeff Borden	FCI	jborden@fciol.com

DAG 01 Meeting

Overview

DAG 01 slides are attached at end of meeting for reference

01

The Agenda and Introductions were presented

02

The definition of a DAG, the DAG process, along with the roles and expectations were presented.

TSD Guiding Principles were presented.

The general Design Schedule was shared.

03

A General Project Overview was presented with a basic conceptual addition location.

04

The next section is Visioning.

Three interactive Slides with questions were presented for discussion and feedback.

1. What are important features, attributes, spaces for Ivy Stockwell?

STEM School - existing classroom has carpeting, prefer tile or hard surface flooring
Plenty of daylight, durable equip, durable materials
More areas for Display for student artwork
Safety and Security, balance of daylight/security at windows, skylights, clerestories
Possibly solar tubes in hallways
Adequate restrooms, adult restrooms
Additional locations of work area/teacher spaces in addition – 48 staff
Teacher lunch/community space/lounge – accommodate 12
Walkability around the building, connection to the Park and community
Gym striping for games, ropes and cardio net, include drinking fountains, office space and Gym storage
Design with the whole child in mind, collaboration spaces
STEM lab design as a focus, collaboration lab
Serious consideration/research should be devoted to making sure that the design of the building meets the variety of instructional strategies that will be implemented at Ivy.
School climate, sense of belonging, etc. are of course important considerations when designing any school. However, because Ivy is already one of the largest elementaries in TSD and, like Berthoud EI, will become the largest PK-5 in the district, it's very important that the design of the building optimizes the opportunities to offer and support intangible aspects such as school climate, sense of belonging, etc. I'm familiar with research that says that creating and supporting those intangibles becomes more difficult as student population reaches 600 or more
Community Spaces are important
Adequate Classrooms sizes
No Interior rooms
Existing outdoor classroom
Parking lot lighting, More parking
Welcoming and Inviting entry area
Parents and students congregate and visit at the front of the School in the grass
Lots of students walk to school
Need more Bike racks
AV components for the Gym, adequate for performances and gatherings

2. What are your concerns for the project?

Losing exterior doors
Ensure classrooms keep exterior daylight and windows
Dedicated storage space for the PTO
Adequate classroom space for class sizes
Overall design thinking about renovation and addition together
Construction noise, distractions
Include space for Display cases for awards, school spirit items
Infrastructure for new spaces, power, data, etc
Save as many mature trees as we can
Traffic and parking are an issue
Learning opportunities for Students
Donor bricks - possibly incorporate
Honor the past and traditions

3. How would you define success for the project?

Everything works, smooth opening for the start of school
A School Design to be proud of, Beauty
Student input
The building is no longer the concern or worry for teachers/staff
A safe building
A smooth building flow for spaces, smooth circulation
No more roof leaks, no trash cans for roof leaks
A new Elementary Gym, a dedicated Gym separate from the Cafeteria

Access to the playground from the Gym
Good student circulation on the exterior
Kids don't go by the trash to get to the playground
Xeriscaping and Water efficiency
Not decreasing the fields/playground size
Provide Shade at playgrounds

Community
Family
Pride
Cohesiveness
Meaningful Traditions
Work hard Have Fun

05

Next Steps

Proposed DAG Meeting #2 January 20th

Proposed DAG Meeting #3 March 9th

These meeting notes were prepared by Hord Coplan Macht, Inc for the purpose of recording the information covered during this meeting. Should anyone object to any statement or interpretation contained herein, please inform Hord Coplan Macht, Inc. within seven days or the meeting notes shall stand as written.

Issued by,
Joel Pehrson
Hord Coplan Macht, Inc.

DECEMBER 15, 2025

THOMPSON SCHOOL DISTRICT

IVY STOCKWELL ELEMENTARY SCHOOL

DAG #01



FCI|HCM
a design/build team

AGENDA

A group of people, including men and women, are gathered around a large table in a meeting room. They are looking at various documents and papers spread across the table. The room has large windows in the background, and the overall atmosphere is professional and collaborative. The image is overlaid with a semi-transparent blue filter.

- 01 Introductions
- 02 Process Overview
- 03 Project Overview
- 04 Visioning
- 05 Next Steps

01 INTRODUCTIONS

DESIGN ADVISORY GROUP : MEMBERS

DESIGN-BUILD TEAM:

Hord Coplan Macht (HCM):

- Kara Aylesworth
- Joel Pehrson

FCI Constructors(FCI):

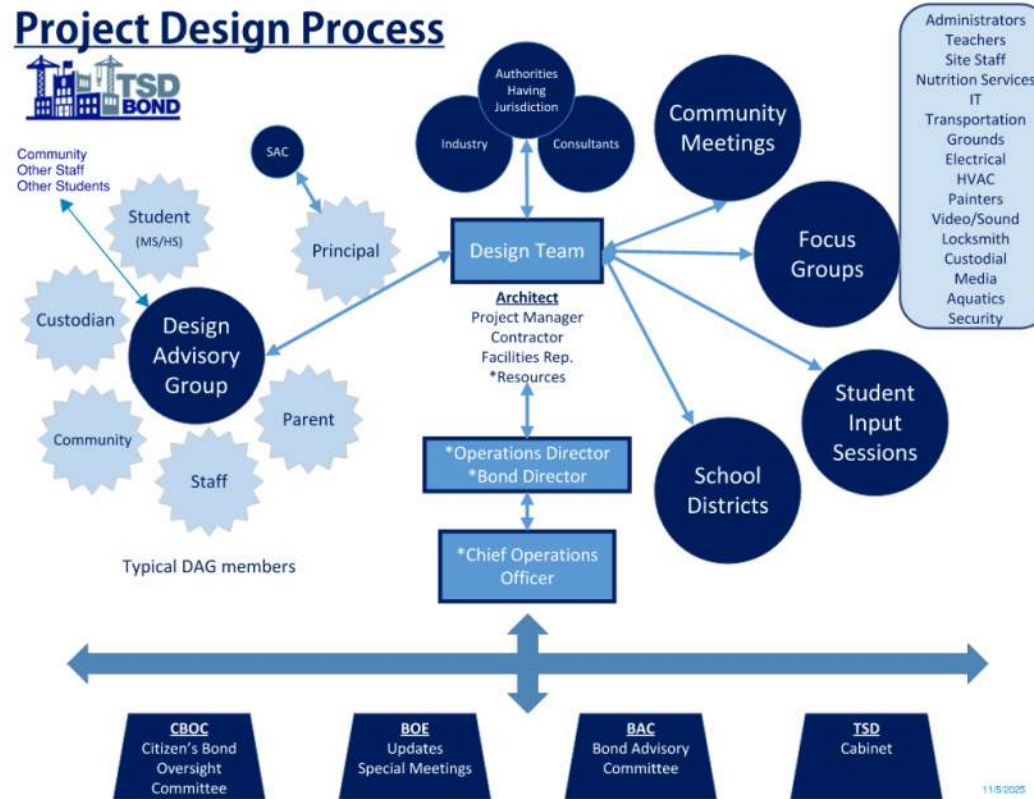
- Steve Walker
- Felix Riojas
- Jeff Borden
- Ken Flannigan
- Albert Nieto
- Colby Green
- Jordyn Sale

DESIGN ADVISORY GROUP : MEMBERS

- **Your Name**
- **Your Position With Thompson SD or**
 - **Your Relationship to the School**

02 PROCESS OVERVIEW

DESIGN PROCESS AND DESIGN ADVISORY GROUP



ROLE OF A DESIGN ADVISORY GROUP MEMBER



Guide design from a Big Picture and Future-Minded Perspective



Provide advisory input to the design team and district leadership



React and give feedback to design direction and options / alternatives



Be respectful of all DAG member opinions



Act as a liaison for the project to colleagues, parents, neighbors



Regular in person attendance is important

DESIGN ADVISORY DO AND DON'T

DO

ACT AS AMBASSADORS TO KEEP YOUR PEERS INFORMED OF PROGRESS AND BRING ADDITIONAL FEEDBACK TO THE GROUP.

BIG PICTURE DESIGN “GUIDANCE”

- Organization and Adjacencies
- Culture/Aesthetic Feel
- General

PROVIDE INPUT FOR BUILDING AND SITE LAYOUT

DON'T

SET SCOPE, BUDGET OR SCHEDULE FOR THE PROJECT

SELECT BUILDING SYSTEMS

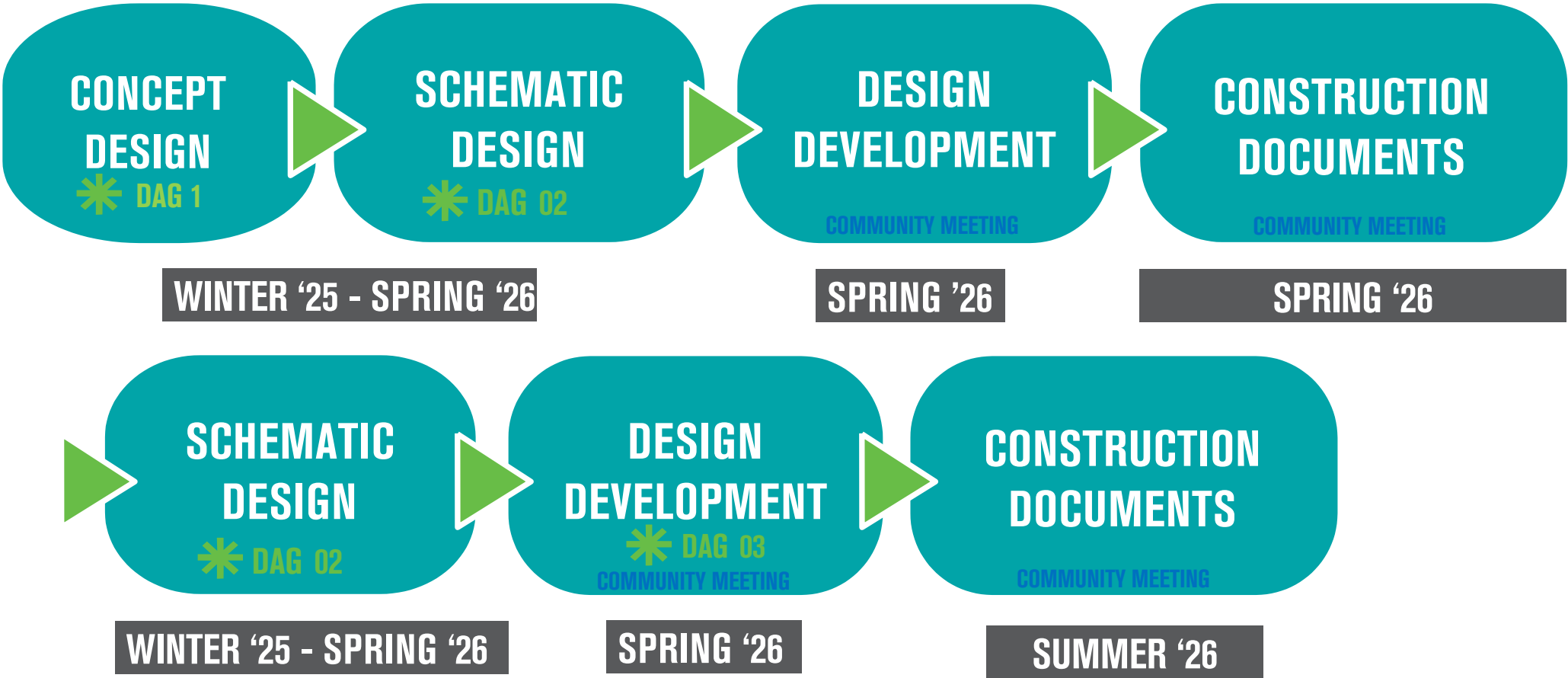
SELECT SPECIFIC MATERIALS AND COLORS

PROVIDE SPECIFIC DETAIL/USER INPUT

TSD Guiding Principles for Facility Planning


- Support comprehensive programming and services for all students.
- Support Innovation.
- Provide flexible and adaptable spaces to support a variety of student learning styles.
- Put learning on display and provide lines of sight for supervision and observation.
- Promote school community within the building.
- Connect to the outdoors through views, natural light and exterior learning environments.
- Accommodate staff planning and preparation that is social and communal.
- Be warm, welcoming and safe.

DESIGN SCHEDULE





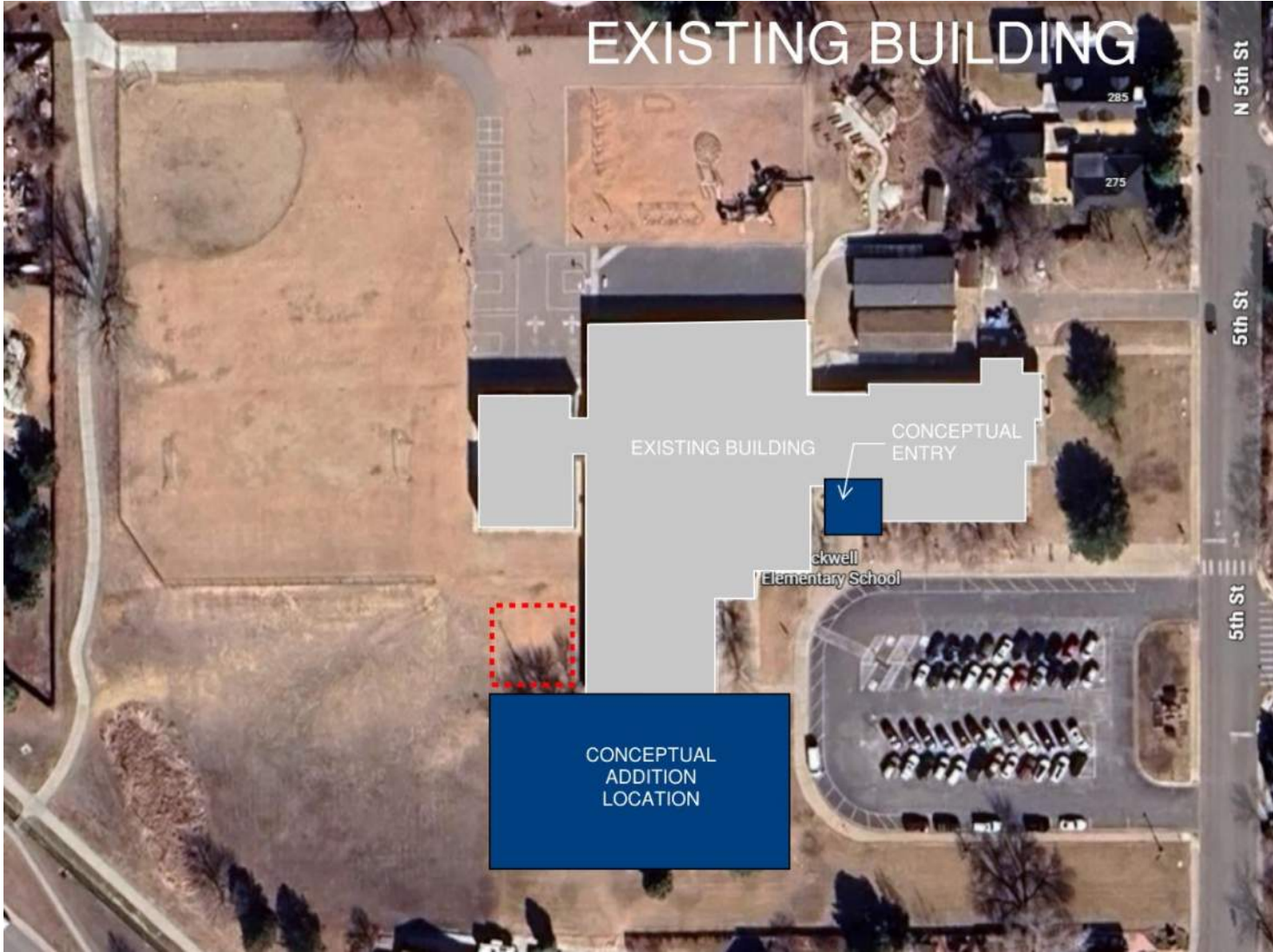
03 PROJECT OVERVIEW



GENERAL PROJECT OVERVIEW

Bond Scope of Work

Four Round Elementary School K-5
Preschool Classroom and New playground
Parking Lot Improvements
Gym Addition
Building Cooling
New Secure Entry Design
Interior Renovation



EXISTING BUILDING

N 5th St

5th St

5th St

285

275

EXISTING BUILDING

CONCEPTUAL ENTRY

ckwell Elementary School

CONCEPTUAL ADDITION LOCATION



04 VISIONING



YOUR THOUGHTS



What are important features / attributes / spaces for Ivy Stockwell?

YOUR THOUGHTS



What are your concerns for the project?

YOUR THOUGHTS



How would you define success for this project?

NEXT STEPS

NEXT STEPS

- **DAG Meeting #2** **January 20**
- **DAG Meeting #3** **March 9**

DECEMBER 15, 2025

THOMPSON SCHOOL DISTRICT

IVY STOCKWELL ELEMENTARY SCHOOL

DAG #01



FCI|HCM
a design/build team

AGENDA



- 01 Introductions
- 02 Process Overview
- 03 Project Overview
- 04 Visioning
- 05 Next Steps

01 INTRODUCTIONS

DESIGN ADVISORY GROUP : MEMBERS

DESIGN-BUILD TEAM:

Hord Coplan Macht (HCM):

- Kara Aylesworth
- Joel Pehrson

FCI Constructors(FCI):

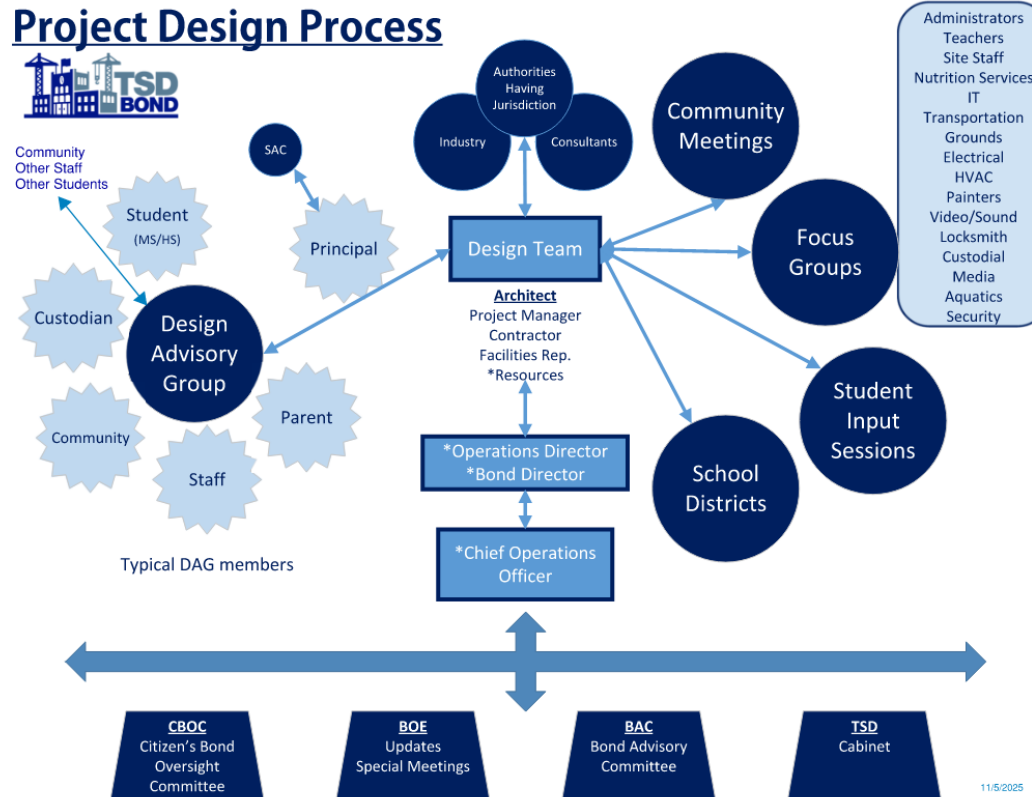
- Steve Walker
- Felix Riojas
- Jeff Borden
- Ken Flannigan

DESIGN ADVISORY GROUP : MEMBERS

- **Your Name**
- **Your Position With Thompson SD or**
 - **Your Relationship to the School**

02 PROCESS OVERVIEW

DESIGN PROCESS AND DESIGN ADVISORY GROUP



11/5/2025

ROLE OF A DESIGN ADVISORY GROUP MEMBER



Guide design from a Big Picture and Future-Minded Perspective



Provide advisory input to the design team and district leadership



React and give feedback to design direction and options / alternatives



Be respectful of all DAG member opinions



Act as a liaison for the project to colleagues, parents, neighbors




Regular in person attendance is important

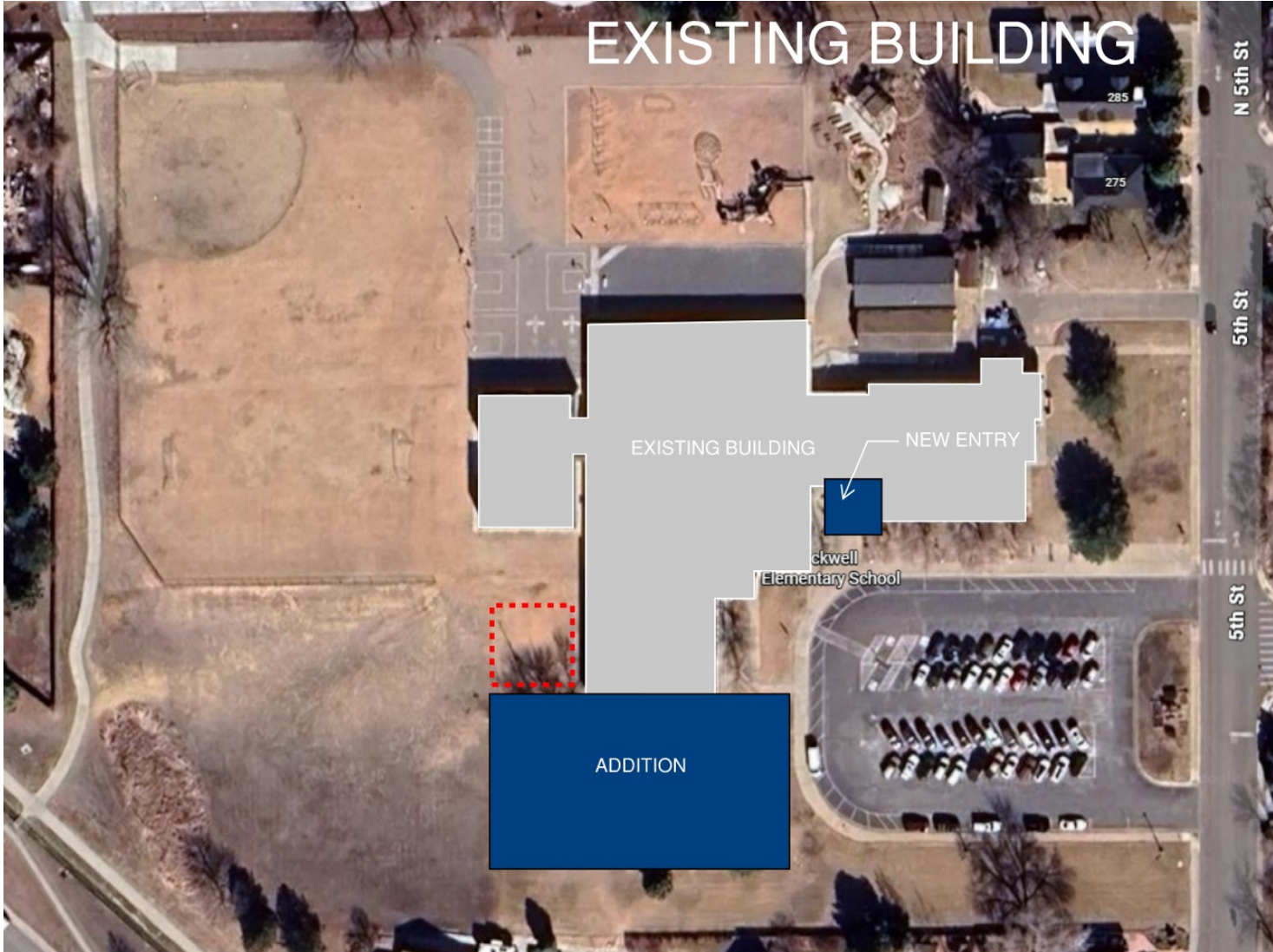
DESIGN SCHEDULE





03 PROJECT OVERVIEW






GENERAL PROJECT OVERVIEW

Bond Scope of Work

Four Round Elementary School K-5
Preschool Classroom and New playground
Parking Lot Improvements
HVAC Upgrades
New Secure Entry Design
Interior Renovation



04 VISIONING



YOUR THOUGHTS



What are important features / attributes / spaces for Ivy Stockwell?

YOUR THOUGHTS



What are your concerns for the project?

YOUR THOUGHTS



How would you define success for this project?

NEXT STEPS

NEXT STEPS

- **DAG Meeting #2** **January 14**
- **DAG Meeting #3** **March 4**