

# SUMMER CONNECTIONS


Maximizing Scholar Learning and Engagement

Thursday, February 19 | 6-7:30 pm



FEDERAL WAY  
PUBLIC SCHOOLS





# Assistive Technology

Tools That Help All Students Learn and Thrive






**FEDERAL WAY  
PUBLIC SCHOOLS**

Each Scholar: A voice. A dream. A **BRIGHT** future.

**We're glad  
you're here!**



## Introductions

**Cara Newlun, OTR/L, M.Ed.**

Occupational Therapist/Assistive Technology  
Facilitator

**Toddie Downs, MA, CCC-SLP**

Speech Language Pathologist/Assistive  
Technology Facilitator

# What is Assistive Technology?

**Activity:** What assistive technology do YOU use on a daily basis?



# What is Assistive Technology?

Assistive technology (AT) is any product or service that helps a person function in their daily life!

- Use anywhere and everywhere: Glasses, hearing aids
- Use on the go: Canes, wheelchairs, elevators

In school, AT is any technology used to increase the functional capability of a student with a disability. (Quality Indicators for Assistive Technology p. 6)

AT is meant to remove existing barriers to access the curriculum. Some AT can benefit students without a disability as well!


# Examples of Assistive Technology in Schools Include:

Category	Examples
Computer access	Alternative keyboards, touchscreens, trackballs, eye gaze systems
Communication	Speech generating devices, communication apps, core communication boards
Learning support software	Graphic organizers, text-to-speech and word prediction software
Mobility and positioning	Adaptive seating, desk modifications, wheelchair mounts

\*\* There is also assistive technology for students with vision and hearing impairments, but they have their own departments, so we won't address these in this presentation.

# Range of Assistive Technology

Low Tech



High Tech

# How Does Assistive Tech Help Our Students with Disabilities?

AT is all about removing barriers and creating opportunities for students to perform to their potential.

## When Your Child Struggles

- Having trouble with reading, writing, math, or social studies
- Can't fully participate in clubs, sports, or school activities
- School team steps in to help

## The Support Team

- Teachers, specialists, and YOU work together
- Everyone shares what they know about your child
- Team meets to create a plan

## The Goal: Independence

- Help your child succeed on their own
- Give them tools to participate fully
- Build confidence and self-reliance



# Benefits of AT in the Classroom for Every Student

- Inclusion and Equity: Allows all students to participate and succeed regardless of ability or background.
- Personalized Learning: Addresses individual needs—academic, physical, or emotional—for tailored instruction.
- Enhanced Engagement: Interactive tools make lessons more dynamic and accessible.
- Improved Learning Outcomes: Students demonstrate more confidence, improved skill acquisition, and academic independence.
- Teacher Support: Allows educators to design diverse teaching strategies for classrooms with students of all levels of ability.



This Photo by Unknown Author is licensed under [CC BY-ND](#)

# References

Bowser, Gayl, et al. Quality Indicators for Assistive Technology. CAST Professional Publishing, 1 June 2016.

“Supporting School Access | DSHS.” Wa.gov, 2025,  
[www.dshs.wa.gov/dda/school-age](http://www.dshs.wa.gov/dda/school-age).

“Top Assistive Technologies Transforming Learning Experiences in Today’s Classroom.” Burt, Andrew, edtechmate.com, 1 February 2026.

# Discussion

Questions?



Comments?

**Please make your way to your next breakout session**

6:55-7:30 pm

## **WORKSHOPS**

The A-B-C's of Raising Resilient Kids: Your Simple Guide to Emotional, Social & Digital Wellness - Part B

Room B117

Growing Readers at Home (Secondary)

Room B113

FWPS Summer Learning: Fueling Ways to Power Scholars

Room B109



## **RESOURCE FAIR**

Speak with representatives from participating organizations about summer resources, childcare, and more.

Commons

# Feedback Survey

**Please help us improve by sharing your feedback about today's event through a 3-minute survey:**

*Encuesta posterior al evento: !Ayúdenos a mejorar!*

*Sau buổi sự kiện: Hãy giúp chúng tôi cải thiện!*

Опрос мнения по окончании мероприятия:  
Помогите нам учесть недочёты!

پست-نظرسنجی : رویداد به ما کمک می کند  
بهبود یابیم!



**Scan the QR code or, Visit:**  
[www.fwps.org/FamilyAcademySurvey](http://www.fwps.org/FamilyAcademySurvey)