

# TRAVIS UNIFIED SCHOOL DISTRICT



Reaching beyond the boundaries  
to build a community of learners.

# SCHOOL SAFETY PLAN

Travis Unified School District  
2751 De Ronde Drive  
Fairfield, CA 94533

## Travis Elementary School

Principal: Lindsay Dalske

Approval Date: February 10, 2026

**SECTION 1 – CALIFORNIA EDUCATION CODE SECTION 32281 (B)(1), (B)(2)**

The school has partnered with local law enforcement and community responders to develop our Standard Response Protocol for threats such as active shooter, air pollution/chemical release, bomb threat, civil disturbance on campus, earthquake, fire, evacuation, severe windstorm/tornado, lockdown, secure and threat of explosion/gas leaks/aircraft accident.

Our goal is to use a Standard Response Protocol to practice simple responses to emergency situations. Staff members have been trained in emergency response and hold regular drills with students. Precautionary measures are used to secure buildings such as fencing and visitor sign-in procedures.

The School Safety Plan was written and developed by the [EC Section 32281 (b)(1) and 32281 (b)(2)]:

Name of committee: **School Site Council**

**Council/Committee Members [EC Section 32281 (b)(2)]:**

<b>Name</b>	<b>Position</b>	<b>Role</b>
Lindsay Dalske	Principal	Member
Pamela George	Staff	Secretary
Rebecca Guerra	Teacher	Member
Samantha Bennett	Parent	Member
Christina LaPorte	Parent	Chair

## SECTION 2 – CALIFORNIA EDUCATION CODE SECTION 32281 (B)(3)

The School Safety Plan was written and developed through consultation with local law enforcement agencies including the Travis Air Force Base Security Forces [EC Section 32281 (b)(3)].

## SECTION 3 – CALIFORNIA EDUCATION CODE SECTION 32282 (A)(1)

The comprehensive school safety plan includes, but is not limited to all of the following [EC Section 32282 (a)]:

An assessment of the current status of school crime at the school and at school-related functions, which may be accomplished by reviewing one or more of the following types of information [EC Section 32282 (a)(1)]:

Additional school specific data can be located at the following links:

- [California Dashboard](#)
- [Dataquest](#)
- [SARC](#)
- [LCAP](#)

### Current Attendance and Discipline Data:

2024-2025 Average Attendance Rate: 98.43%

2024-2025 Discipline Data

School of Incident	Ed Code Violation	Ed Code Violation Description	Incidents
Travis Elementary	48900(a)(2)	Willfully used force or violence upon the person of another, except in self-defense.	2
	48900(r)	Engaged in an act of bullying.	1
	48900.3	Caused, attempted to cause an act of hate violence	1

## SECTION 4 – CALIFORNIA EDUCATION CODE SECTION 32282 (A)(2)

The comprehensive school safety plan includes, but is not limited to all of the following [EC Section 32282 (a)]:

Identify appropriate strategies and programs that provide and maintain a high level of school safety and address the school's procedures for complying with existing laws related to school safety [ED Section 32282 (a)(2)]

## **Our school has implemented the following programs and strategies to maintain a high level of school safety:**

Travis Elementary School Staff are committed to providing students with a safe and productive learning environment. Safety is our number one priority. As a site team, safety systems have been implemented that strategically address safety needs in the area of student and staff physical safety, socio-emotional safety and school facilities.

- Emergency Response Protocols: see Document 1
- Discipline Flowchart: see Document 2
- Safe Ingress and Egress Procedures: see Document 3
- Drill Schedule: see Document 4
- Health Protocols: see Document 5

### **School Facilities**

Our school facilities are maintained by Travis Unified School District to ensure that our site meets safety guidelines and regulations. Custodians review site needs regularly and walk-through the school with the school administrator to discuss on-going projects, areas of concern, and the progress of work orders. Both day and evening custodians work diligently to ensure that all classrooms, school offices and school meeting areas are clean and in good working order. When there is a facility concern, staff report to site custodian and office staff for a work order to be placed that day. The work orders are routinely reviewed for completion. Larger scale improvement projects are communicated to district administration and followed through as funds allow.

### **Staff/Student Physical Safety**

Travis Elementary partners with the Travis AirForce Base Security Forces and Fire Department to practice drills monthly. We practice: Hold, Secure, Evacuation, Lockdown and Shelter drills, which include our fire and earthquake drills, to be ready for emergency situations. We have drills that are both announced and unannounced so that we are ready in case of an emergency.

All staff utilize Catapult as a communication tool, as well as the radios assigned to each staff member. Students are supervised by site staff before and after school as well as at every recess. We have a yard duty schedule to ensure that all entrances/exits of the school are supervised daily.

All visitors and volunteers are required to sign in at the front office on a dedicated computer, and volunteers also sign on the district CERVIS computer. This provides an accurate record of visitors and volunteers on our campus. All visitors to campus are required to place a sticker on their upper body, identifying them as an approved campus visitor. All volunteers are asked to wear a badge with lanyard while on campus.

Through weekly school newsletters, weekly "all-call" phone communications, Travis' updated website, families are informed of areas of concern and constructive solutions. These communications include information regarding traffic patterns, designated parking areas, driving at safe speeds, and keeping an eye out for all students to and from school.

SB906 Requirement – homicidal threat. If there is a homicidal threat made, school administration will follow our current protocol that we have in place, which includes, but is not limited to the following steps:

- Investigate threat
- Collaborate with site crisis response team
- Notify law enforcement and file a police report, if warranted

- Notify Student Services
- Collaborate with law enforcement and the district office
- Notify staff and families, if warranted
- Contact Solano County Mobile Crisis Unit, if warranted
- Complete a school safety plan with student

### **Socio-Emotional Safety**

To support social and emotional growth of students we have a unified school Positive Behavior Intervention and Support (PBIS) system that includes common classroom management plans, weekly communication from teachers and administrators, recognizing students for displaying our school core values of respect, responsibility, and safety. We recognize students who exhibit these values with "Falcon Talons". Each classroom conducts character education lessons and socio-emotional lessons to help students develop positive relationships and strengthen problem-solving skills. Each classroom has a calming corner when students may find themselves overwhelmed. We also have a school Wellness Center that all students have access to when they are in need of support with calming strategies and emotional regulation. On campus, we have a Principal, Teacher on Special Assignment, MFLC, School Social Worker, Intervention Specialist, and Student Support Specialist to provide additional support to students and staff. We conduct Multi-Tiered Systems of Support (MTSS) and Student Study Team (SST) meetings when students are not making typical progress. We conduct SART/SARB meetings to address attendance concerns and support students being present on time and every day. Key staff have been trained in Nonviolent Crisis Intervention (NCI) to help implement de-escalation strategies when needed.

### **Tactical Response**

Travis Elementary School takes criminal incidents seriously. When an incident occurs, restoring order to the school community and ensuring the safety of students and staff is the top priority. Law enforcement are notified in accordance with Education Code 48902 and 49393. Administration conducts a thorough investigation and determines corrective action based on board policy, administrative regulations, and education code.

### **Opioid Overdose**

In response to the rising number of opioid related fatalities in the nation, state, and Solano County, Travis Elementary School has staff trained in the identification of opioid exposure and in the administration of an opioid antagonist medication. In the event that any person on campus is suffering or is perceived to be suffering from an opioid overdose school staff will call 911 while trained staff administer naloxone. Naloxone is available at each school site in Travis Unified School District.

## SECTION 5 – CALIFORNIA EDUCATION CODE SECTION 32282

Our school follows procedures for complying with laws related to school safety, including but not limited to the following Board Policies, Administrative Regulations and other documents, which can be viewed in their entirety using the corresponding [link](#). [EC Sections 32282 (a)(2)(A) – 32282 (e)]:

- A. Child Abuse Reporting procedures (BP 5141.4 and AR 5141.4) [EC Section 32282 (a)(2)(A)]
  - B. Disaster procedures, routine and emergency, crisis response plan including adaptations for pupils with disabilities and the following. [EC Section 32282 (a)(2)(B)]
    - i. Earthquake emergency procedures that include. [EC Section 32282 (a)(2)(B)(i)]
      - I. A school building disaster plan. [EC Section 32282 (a)(2)(B)(i)(I)]
      - II. A drop procedure. [EC Section 32282 (a)(2)(B)(i)(II)] Dates/Times of drop procedure drills held at least once each quarter in elementary; once each semester in secondary schools
      - III. Protective measures to be taken before, during and after an earthquake. [EC Section 32282 (a)(2)(B)(i)(III)]
      - IV. A program to ensure that pupils, and certificated and classified staff are aware of and are trained in the procedures. [EC Section 32282 (a)(2)(B)(i)(III)]
        - Travis USD Emergency Response Protocol
          - Emergency Response/Disaster Procedures (Document 1)
          - District Drill Schedule (Document 4)
    - ii. Establish procedures to allow a public agency to use school buildings, grounds, and equipment for mass care and welfare shelters during an emergency. (BP 1330 and AR 1330) [EC Section 32282 (a)(2)(B)(ii)]
  - C. Suspension/Expulsion policies and procedures (BP 5144.1, AR 5144.1 and AR 5144.2) [EC Section 32282 (a)(2)(C)]
  - D. Procedures to notify teachers of dangerous pupils (BP 4158/4258/4358 and AR 4158/4258/4358) [EC Section 32282 (a)(2)(D)]
  - E. Discrimination and Harassment Policy. Include hate crime reporting procedures and policies (BP 4112.9/4212.9/4312.9, BP 4119.11/4219.11/4319.11, AR 4119.11/4219.11/4319.11, BP 5145.3, AR 5145.3 and BP 5131.2) [EC Section 32282 (a)(2)(E)]
  - F. Schoolwide Dress Code, if it exists, including prohibition of gang-related apparel (BP 5132/5136 and AR 5132/5136) [EC Section 32282 (a)(2)(F)]
  - G. Procedures for safe ingress and egress of pupils, parents, and school employees to and from school site (BP 1250 and AR 1250) [EC Section 32282 (a)(2)(G)]
    - Safe Ingress and Egress Procedures (Document 3)
  - H. A safe and orderly environment conducive to learning at the school (BP 5137) [EC Section 32282 (a)(2)(H)]
  - I. Rules and procedures on school discipline (BP 5144, AR 5144 and BP 5131) [EC Section 32282 (a)(2)(I)]
- c) Where practical, consult, cooperate and coordinate with other school site councils or school safety planning committees. [EC Section 32282 (c)]
  - d) Evaluate and amend the plan as needed and at least once each year, to ensure the plan is properly implemented. Keep an updated file of all non-sensitive safety-related plans and materials readily available for inspection by the public. [EC Section 32282 (d)]
  - e) Legislature encourages that policies and procedures aimed at the prevention of bullying be included in the comprehensive school safety plan. See (E) above (BP 5131.2) [EC Section 32282 (e)]

## SECTION 6 – CALIFORNIA EDUCATION CODE SECTION 32286

- Each school shall adopt its comprehensive school safety plan by March 1, 2000, and shall review and update its plan by March 1, every year thereafter. [EC Section 32286 (a)]
- Commencing in July 2000, and every July thereafter, each school shall report on the status of its school safety plan, including a description of its key elements in the annual [school accountability report card](#) prepared pursuant to Section 33126 and 35256. [EC Section 32286 (b)]

## SECTION 7 – CALIFORNIA EDUCATION CODE SECTION 32288

This plan was submitted to the Student Services Department of the Travis Unified School District on **December 19, 2025** for approval by the Travis Unified School District Board of Education. [EC Section 32288 (a)]

This Safety Plan was communicated to the public at a public meeting held at the school site on **December 16, 2025**.

[EC Section 32288 (b)(1)]

## SECTION 8 – STUDENTS WITH DISABILITIES

For the purposes of this section, students with special needs are those who cannot safely access and use the standard resources offered in disaster preparedness, relief and recovery, whether their disability is chronic or temporary. For individuals with special needs, physical environments become a great deal more hostile and difficult to deal with during and after an emergency. The ability to get to accessible exits and personal items may be reduced. To comply with statutes involving students with special needs, individuals responsible for evacuation and emergency operation plans, notification protocols, shelter identification, emergency medical care and other emergency response and recovery programs must:

- Have sound working knowledge of the accessibility and nondiscrimination requirements applicable under Federal disability rights laws;
- Know the special needs demographics of the students attending classes on site;
- Involve students with different types of disabilities and staff and teachers in identifying the communication and transportation needs, accommodations, support systems, equipment, services, and supplies that they may need during an emergency;
- consider emergency accommodations for those with temporary disabilities;
- identify existing resources within the school and local community that meet the special needs of these students; develop new community partner and resources, as needed;
- inform parents about the efforts to keep their child safe at school;
- identify any necessary tools such as evacuation equipment or visual aids;
- include local responders and as appropriate assist in establishing a relationship between first responders and individual students with disabilities and their education support staff.

## SECTION 9 – SCHOOL CLOSURE: INSTRUCTIONAL CONTINUITY

In the event of a school closure, our School Safety Plan ensures that instructional continuity is maintained by transitioning to online learning through the Google Classroom platform. Within 10 days of the closure students will be able to resume their education remotely, with teachers providing virtual lessons, assignments, and resources to support ongoing learning. To facilitate this transition, all students and staff will receive clear instructions on accessing Google Classroom and participating in online classes. Additionally, support will be available for those who need assistance with technology or connectivity issues. This approach aims to minimize disruption to the academic calendar and ensure that educational progress continues smoothly, regardless of physical school closures.

## SECTION 10 – SUDDEN CARDIAC ARREST

We will ensure that all staff members receive information on recognizing the signs of sudden cardiac arrest and are familiar with emergency response protocols, including the location of the Automated External Defibrillator (AED). In the event of a medical emergency, staff will contact 911 and coordinate with any available school health personnel to ensure swift and effective intervention.

## SECTION 11 – SENATE BILL 98

Our school will notify parents, guardians, teachers, administrators, and school staff if immigration enforcement is confirmed to be present on campus. The goal is to keep everyone informed and safe while protecting student and family privacy. The principal or designee will send notifications as soon as possible through our regular communication systems. These procedures are included to meet the requirements of SB 98 and will be reviewed and updated as needed.

## SECTION 12 – SENATE BILL 848

The school shall maintain clear and proactive procedures to ensure the supervision and protection of all students from abuse, neglect, and sex offenses. Staff will receive regular training on recognizing and reporting signs of suspected abuse or neglect, consistent with mandated reporter requirements. All staff and volunteers will undergo appropriate screening as required by the district hiring/volunteering practices. The school will implement structured supervision protocols during all instructional and non-instructional times, including arrival, dismissal, transitions, and extracurricular activities, to reduce opportunities for misconduct. All concerns or reports will be responded to promptly through established reporting channels, in coordination with the appropriate child protective and law enforcement agencies.

# IN AN EMERGENCY TAKE ACTION



## HOLD! In your room or area. Clear the halls.

### STUDENTS

Clear the hallways and remain in room or area until the "All Clear" is announced  
Do business as usual

### ADULTS

Close and lock the door  
Account for students and adults  
Do business as usual



## SECURE! Get inside. Lock outside doors.

### STUDENTS

Return to inside of building  
Do business as usual

### ADULTS

Bring everyone indoors  
Lock outside doors  
Increase situational awareness  
Account for students and adults  
Do business as usual



## LOCKDOWN! Locks, lights, out of sight.

### STUDENTS

Move away from sight  
Maintain silence  
Do not open the door

### ADULTS

Recover students from hallway if possible  
Lock the classroom door  
Turn out the lights  
Move away from sight  
Maintain silence  
Do not open the door  
Prepare to evade or defend



## EVACUATE! (A location may be specified)

### STUDENTS

Leave stuff behind if required to  
If possible, bring your phone  
Follow instructions

### ADULTS

Lead students to Evacuation location  
Account for students and adults  
Notify if missing, extra or injured students or adults



## SHELTER! Hazard and safety strategy.

### STUDENTS

Use appropriate safety strategy for the hazard

Hazard	Safety Strategy
Tornado	Evacuate to shelter area
Hazmat	Seal the room
Earthquake	Drop, cover and hold
Tsunami	Get to high ground

### ADULTS

Lead safety strategy  
Account for students and adults  
Notify if missing, extra or injured students or adults

## Emergency Telephone Numbers

From an outside line CALL 911

**\*Stay calm\*Speak clearly\*State your emergency\*Give name/address\*Allow dispatcher to direct conversation \*Stay on phone\***

### Travis Unified School District

Main Number ..... (707) 437-4604

### Non-emergency Police:

TAFB Military Police Desk ..... (707) 424-2800 or (707) 424-2227

Sheriff/Fire ..... (707) 784-7030

Fairfield Police/Fire Dept ..... (707) 428-7300

Vacaville Police/Fire Dept ..... (707) 421-5200

**Emergency:** Police/Fire/Sheriff/Medical.....911

TAFB EMERGENCY ..... (707) 424-4911

Cell Phone Emergency # - Fairfield..... (707) 428-7373

Cell Phone Emergency # - Vacaville..... (707) 449-5200

Poison Control..... (800) 876-4766

Gas/Power Failure..... (800) 743-5000

Red Cross..... (707) 429-3131

Tune in to Radio Frequencies TV for emergency broadcasts:

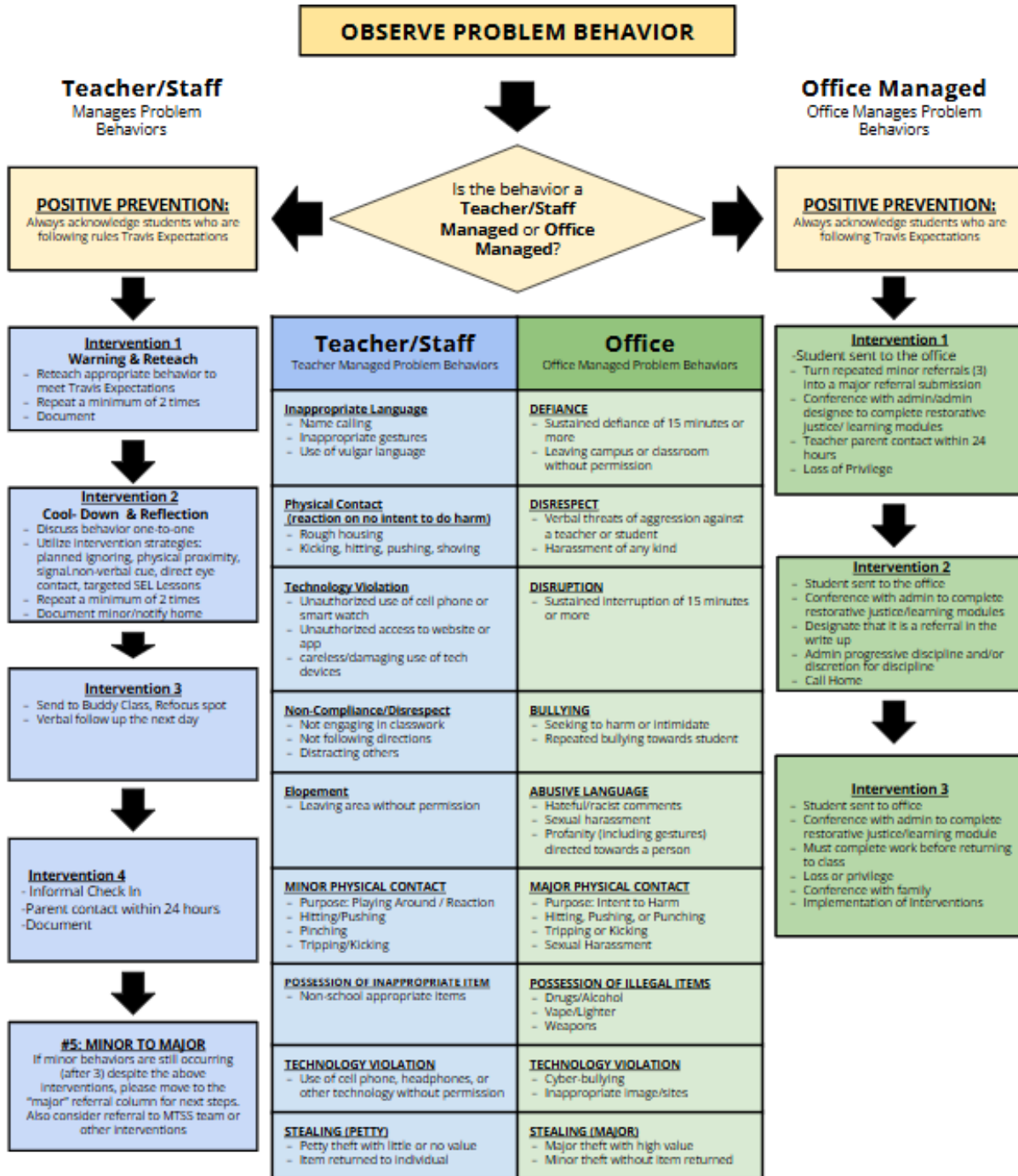
KUIC ..... 95.3 FM

KCRA ..... Channel 3

DOCUMENT 2

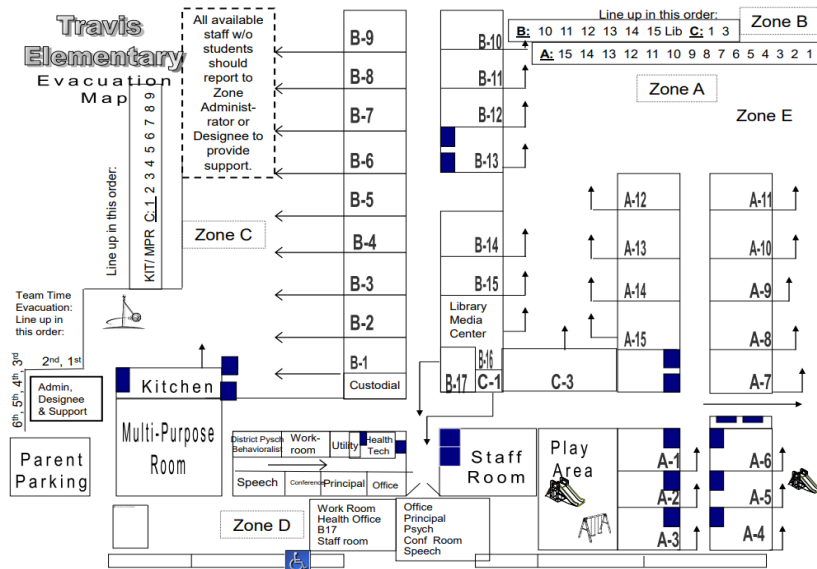
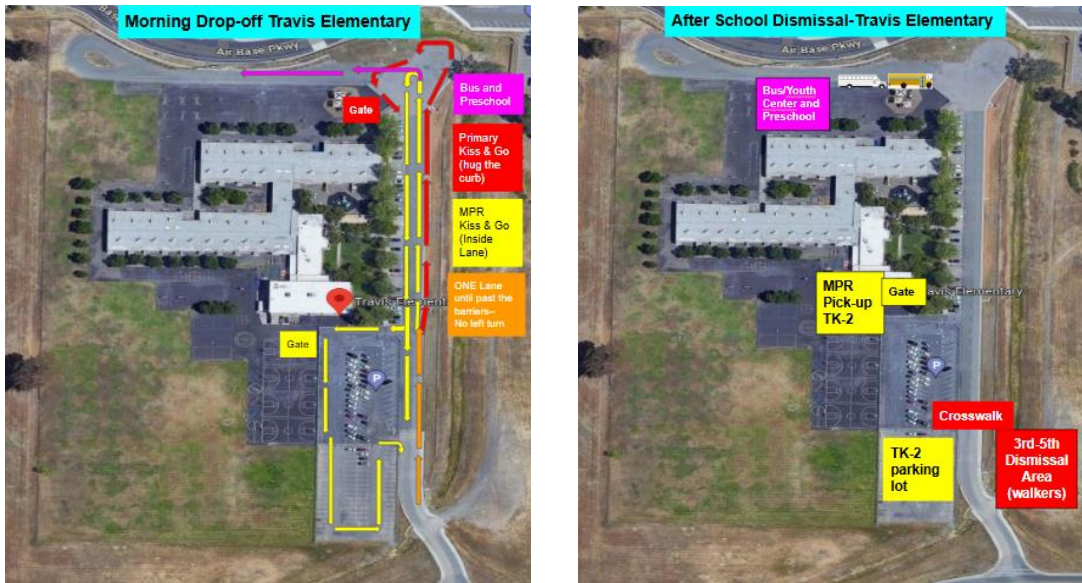
# Travis Elementary School

## Behavior Intervention Flow Chart



## DOCUMENT 3

Due to limited space in the parking lot and on the nearby streets, students in grades K-2 are picked up in the cafeteria by their parent/caregiver. All students in grades 3-5 are released as walkers, crossed at the crosswalk by a staff member and coordinate with their ride at an off-site location, such as the shopping center.



## DOCUMENT 4

### *Travis Elementary* 2025-2026

Date	Type of Drill
8/26, 9/16, 10/21, 11/6, 12/16, 1/22, 2/13, 3/9, 4/17, 5/12, 6/2	Fire Drill
10/17, 12/4, 2/26, 4/23	Earthquake/Shelter
9/25, 1/14	Secure
11/13, 3/26	Lockdown

## DOCUMENT 5

District and site health protocols are based on the California Department of Public Health Guidelines.

### When to Keep Your Child Home from School or Child Care

Below are suggestions for when to keep your child home when they are not feeling well. Contact a health care provider if your child needs medical care. A doctor's note is generally not required to return to school or child care. For more information, please visit the [CDPH guidance page](#).



Symptom of Illness	When should my child stay home and when can they return?
	<b>Overall, not feeling well</b> <b>STAY HOME IF</b> any new illness or symptom prevents a child from participating meaningfully in routine activities.
	<b>Fever</b> <b>STAY HOME IF</b> a fever is of 100.4°F (38°C) or higher. <b>RETURN WHEN</b> fever went away over the night and is gone in the morning without the use of medications such as Tylenol®, Advil®, or Motrin® (acetaminophen or ibuprofen).
	<b>Vomiting</b> <b>STAY HOME IF</b> vomiting has occurred 2 or more times in 24 hours. <b>RETURN WHEN</b> vomiting has ended overnight, and your child is able to hold down liquids and food. Recommend frequent handwashing.
	<b>Diarrhea</b> <b>STAY HOME IF</b> your child's stool is likely to leak from the diaper, or if they are unlikely to make it to the toilet in time (if potty trained). If the stool looks bloody or black, seek medical attention. <b>RETURN WHEN</b> improving. Recommend frequent hand washing.

### When to Keep Your Child Home from School or Child Care

Symptom of Illness	When should my child stay home and when can they return?
	<b>Sore throat</b> <b>OK TO ATTEND WITH MILD SYMPTOMS.</b> Please consider wearing a mask if age 2 years or older. <b>STAY HOME AND SEEK MEDICAL ATTENTION</b> for difficulty breathing or swallowing, or continuous drooling. <b>RETURN WHEN IMPROVING.</b> If an antibiotic is prescribed, take the first dose at least 12 hours before returning.
	<b>Cold symptoms, such as cough, stuffy/runny nose, sneeze</b> <b>OK TO ATTEND WITH MILD SYMPTOMS.</b> Please consider wearing a mask if age 2 years or older. <b>STAY HOME AND SEEK MEDICAL ATTENTION</b> for severe symptoms, including a bad cough, difficulty breathing or trouble catching their breath, or wheezing when not controlled by medication (like albuterol). <b>RETURN WHEN IMPROVING.</b> If your child will need medication after returning, contact the site to let them know.
	<b>Ear or eye irritation, including pink eye</b> <b>OK TO ATTEND WITH MILD SYMPTOMS.</b> Recommend frequent handwashing. <b>STAY HOME AND SEEK MEDICAL ATTENTION</b> for difficulty seeing or hearing, an eye injury, or pain they cannot tolerate.
	<b>Rash</b> <b>OK TO ATTEND WITH MILD SYMPTOMS.</b> <b>STAY HOME AND SEEK MEDICAL ATTENTION</b> if rash is worsening, causing pain, has blisters, or is not healing. <b>RETURN WHEN IMPROVING</b> or as guided by health care provider. In general, for conditions such as lice, impetigo, ringworm, scabies, and pinworms, your child may return as soon as they start appropriate treatment.