SARAH SMITH FY27 Budget Feedback Meeting

2-12-26

3:00pm



Purpose, Agenda, & Norms

During this meeting the GO Team will **discuss the proposed school budget**, how it **supports the school's programmatic needs** and **aligns to the School's Strategic Plan**. The GO Team will also **review and provide feedback on proposed use of school-level flexibility** in the FY27 Budget.

Meeting Agenda

I. **Call to order**
II. **Roll Call; Establish Quorum**
III. **Action Items**
  A. **Approval of Agenda**
  B. **Approval of Previous Minutes**
IV. **Discussion Items**
  A. **Budget Development Presentation**
    i. **ACTION ITEM: GO Team vote on Draft Budget** *(**AFTER** presentation and discussion if ready- if not hold til Mar. meeting)*
V. **Information Items**
  A. **Principal's Report**
VI. **Public Comment**
VII. **Adjournment**

Meeting Norms

- This is a meeting of the GO Team. Only members of the team may participate in the discussion. Any members of the public present are here to quietly observe.
- We will be fully present.
- We will follow the agenda as noticed to the public and stay on task.
- We will be respectful of each other at all times.
- We will be open-minded.
- We invite and welcome contributions of every member and listen to each other.
- We will respect all ideas and assume good intentions.
- We will approach differences of opinion with curiosity.

FY 27 GO Team Budget Development Process Timeline

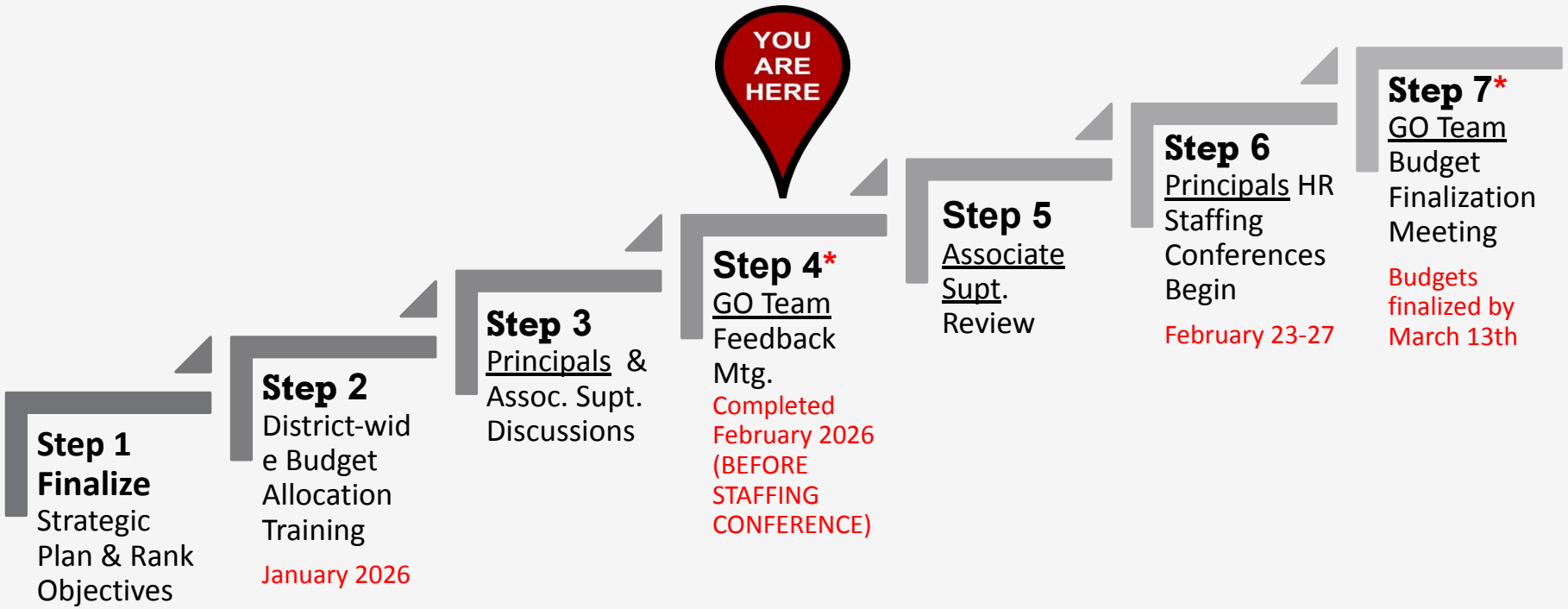

GO Teams are encouraged to have ongoing conversations

* GO Teams will need to take **ACTION** on the budget at these meetings.

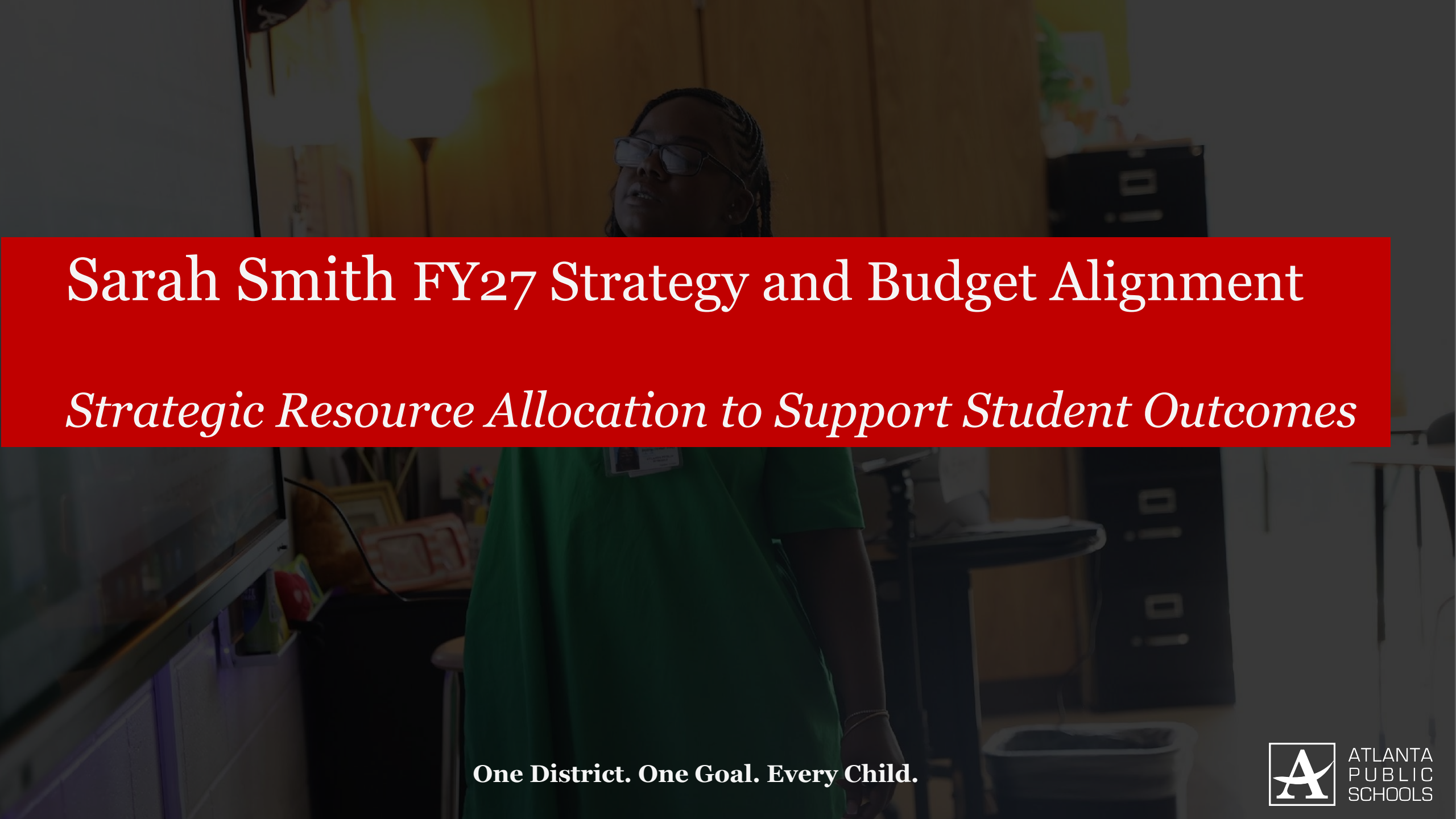

Sarah Smith FY27 Strategy and Budget Alignment

Strategic Resource Allocation to Support Student Outcomes

One District. One Goal. Every Child.

ATLANTA PUBLIC SCHOOLS

We are Sarah Smith Superstars!

Mission

Sarah Smith

2025-2030 Strategic Plan

Vision

We exist as an inclusive community empowering every student to learn, grow, and succeed in life.

Strategic Goals

1 By 2030, the 3rd-5th grade students will increase scoring proficient or above from 53.1 % (SY24-25) to 73.1% on the spring 2030 EOG in English Language Arts.

2 By 2030, the 3rd-5th grade students will increase scoring proficient or above from 49. 3% (SY24-25) to 70% on the spring 2030 EOG in Math.

3 By 2030, Sarah Smith will improve our Georgia School Climate rating from a 2/5 stars to 4/5 stars by improving student attendance and student self management skills.

4 By 2030 Sarah Smith will improve staff engagement from 37.5% to 52.9%, family engagement from 77.8% to 85.9%, and positive student-staff relationships from 49.5% to 70.5%.

We Are Strengthening Our Instructional Core

> Develop a literate community in which all students read and write with clarity and fluency across the curriculum.
>Ensure all students build strong conceptual understanding and procedural fluency in math.

We Are Caring For Every Child

>Embed a data-driven, multi-tier system of supports to ensure equitable gains for vulnerable student populations.
>Improve school wide systems that support a positive, consistent, nurturing school culture & climate.

We Are Sparking Student Curiosity

>Align our IB Curriculum to support our diverse population through academics, the arts and SEL.
> Offer a rigorous curriculum with an enhanced focus on the integration and application of STEAM components.

Our Strength is Our Team

>Offer authentic and diverse professional learning experiences and tiered coaching to increase teacher efficacy.

Our Responsibility Is Shared

>Foster an active and engaged school community that encourages inclusion of all stakeholders.

Our School Is Efficient & Effective

>Optimize class sizes & supports to allow staff to support every student

ATLANTA PUBLIC SCHOOLS

2026-2027 Strategic Plan Objectives Ranking

Goal	Objective (Priority)	RANK
Instructional Core	Develop a literate community in which all students **read and write** with clarity and fluency across the curriculum. (Bilingual teachers & paras, literacy resources, decodables, literacy coach, literacy digital platforms)	1
Instructional Core	Ensure all students build strong conceptual understanding and procedural fluency in **math** (Math coach, math digital programs, potential math resources to supplement new math adoption,)	2
Care Every Child	Embed a data-driven, **multi-tier system of supports** to ensure equitable gains for vulnerable student populations (MTSS Specialists, EIP teachers w/ESOL, exceptional ed, I-Ready & Lexia digital interventions)	3
Care Every Child	Improve school wide systems that support a **positive**, consistent, nurturing **school culture** & climate (SEL, Counselor, Behavior supports, student wellness activities, incentives, Prof learning re: behavior strategies, social worker, lunch monitor)	7
Spark Curiosity	Align our **IB** Curriculum to support our **diverse population** through academics, the **arts and SEL** (IB Coordinator, SEL teacher, Art/Music teachers. diverse resources, IB training, multilingual resources, World Language)	6
Spark Curiosity	Offer a rigorous curriculum with an enhanced focus on the integration and application of **STEAM** components (Science Lab, Gifted teachers, hands on resources, professional learning, MTL Science, technology)	
Strength= Team	Offer authentic and diverse **professional learning** experiences and **tiered coaching** to increase teacher efficacy (math coach, literacy coach, Master Teacher Leader Science, Consultants, IB training, stipends for leader roles & sponsor clubs, conferences & workshops)	4
Shared Responsibility	Foster an active and **engaged** school community that encourages **inclusion of all stakeholders**. (Parent liaison, office staff, functioning parent resource center, social worker, Parentsquare (home-school communication),	8
Efficient & Effective	Optimize **class sizes & supports** to allow staff to support every student (Classroom teachers, EIP teachers (Spanish & English) 2 teacher models, Specialist utilization, administration, office staff,)	5

FY 27 Budget Parameters

After reviewing allocations what are some budget parameters that align to our rankings that I should consider as I draft our budget?

FY26 School Priorities	Rationale
Develop a literate community in which all students **read and write** with clarity and fluency across the curriculum. (Bilingual teachers & paras, literacy resources, decodables, literacy coach, literacy digital platforms)	Training with new ELA & MATH curricular resources and standards will help teachers to excel in their area of expertise
Ensure all students build strong conceptual understanding and procedural fluency in **math** (Math coach, math digital programs, potential math resources to supplement new math adoption,)	
Embed a data-driven, **multi-tier system of supports** to ensure equitable gains for vulnerable student populations (MTSS Specialists, EIP teachers w/ESOL, exceptional ed, I-Ready & Lexia digital interventions)	Maintaining or growing the number of personnel & materials supporting all student groups will yield higher student achievement
Offer authentic and diverse **professional learning** experiences and **tiered coaching** to increase teacher efficacy (math coach, literacy coach, Master Teacher Leader Science, Consultants, IB training, stipends for leader roles & sponsor clubs, conferences & workshops)	

FY 27 Budget Parameters

FY26 School Priorities	Rationale
Optimize **class sizes & supports** to allow staff to support every student (Classroom teachers, EIP teachers (Spanish & English) 2 teacher models, Specialist utilization, administration, office staff,)	Keeping class sizes at reasonable numbers dependent on class models will allow all students greater access to skilled educators
Align our **IB** Curriculum to support our **diverse population** through academics, the **arts and SEL** (IB Coordinator, SEL teacher, Art/Music teachers. diverse resources, IB training, multilingual resources, World Language)	Maintain science lab & improving specialist utilization will help develop the whole child
Offer a rigorous curriculum with an enhanced focus on the integration and application of **STEAM** components (Science Lab, Gifted teachers, hands on resources, professional learning, MTL Science, technology)	
Improve school wide systems that support a **positive**, consistent, nurturing **school culture** & climate (SEL, Counselor, Behavior supports, student wellness activities, incentives, Prof learning re: behavior strategies, social worker, lunch monitor)	Develop administration & teacher skills in instructional discipline will improve student accountability and social emotional development
Foster an active and **engaged** school community that encourages **inclusion of all stakeholders.** (Parent liaison, office staff, functioning parent resource center, social worker, Parentsquare (home-school communication),	

Superstar
STAFFING 26-27

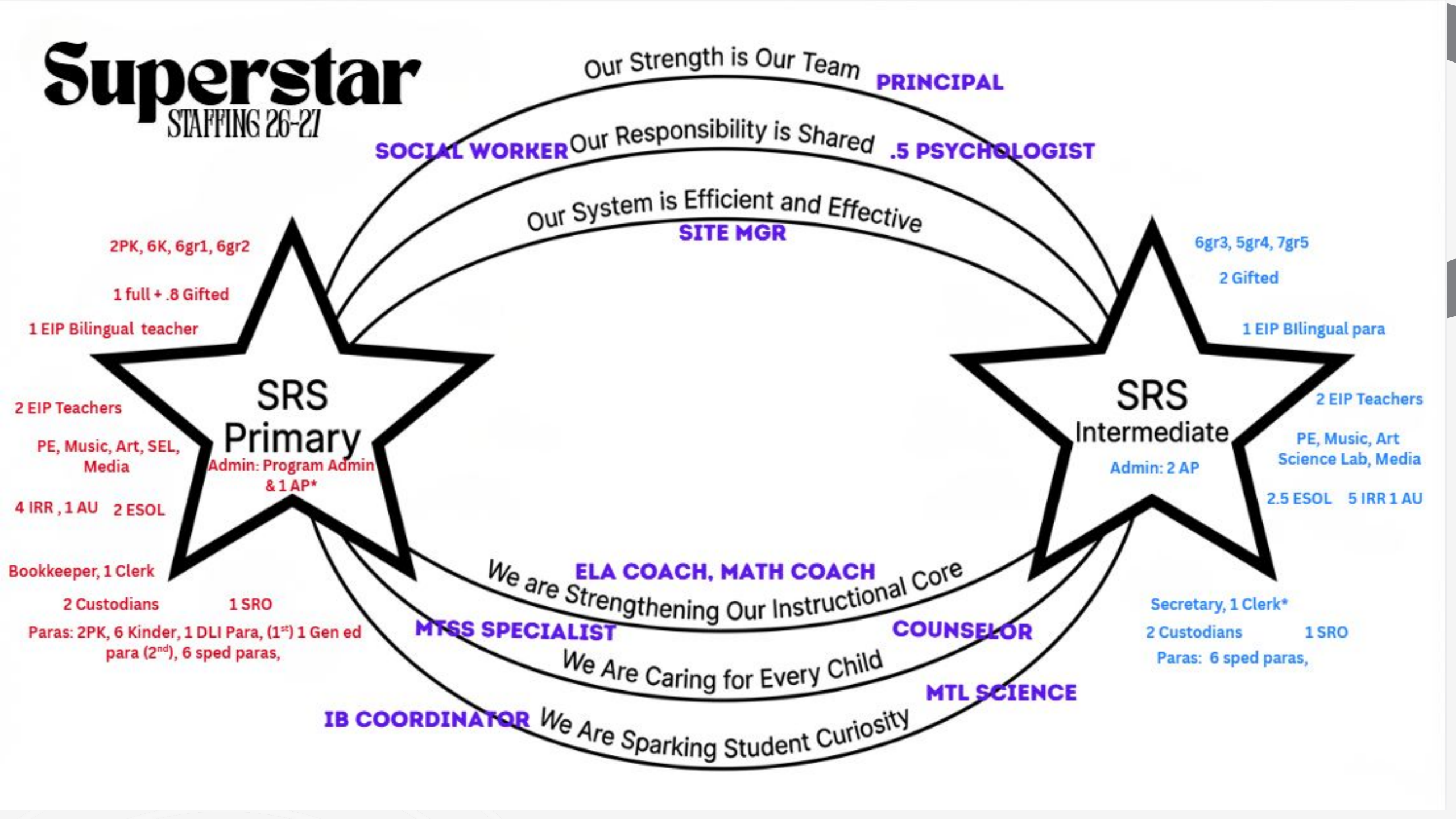

Strategic Use of Resources: Category Descriptions

WHAT?		HOW MUCH?	WHY?
Focus Area	**Strategic Objective**	**FY27 Resource Recommendation**	**Additional Information (OPTIONAL)**
We Are Sparking Student Curiosity	Increase STEAM Integration	K-5 Science Lab Materials ($10,000)	To ensure we have the appropriate supplies for students to complete project-based learning opportunities

WHAT?

What are we doing to achieve our goals?

Focus Area: Which focus area is the objective aligned with?

Objectives: FY27 Objectives from the school's strategic plan, ranked by the order of importance.

HOW MUCH?

What resources (financial, staffing) are recommended to support this work in your school?

FY27 Resource Recommendation: Shares what resources you have allocated to support the objective in your FY27 Budget Proposal. Can be staffing and/or non-staffing resources.

WHY?

Why is this important?

Additional Information: Share why this recommendation is important to achieving your goals. Is it new for FY27?

Strategic Use of Resources *(Required)*

Focus Area	Strategic Objective	FY27 Resource Recommendation	Additional Information (OPTIONAL)
Instructional Core	Develop a literate community in which all students **read and write** with clarity and fluency across the curriculum	Maintain Literacy Coach, DLI teachers PK-5, 2 DLI paras one each campus, primary traditional para(1 supports EIP)	ensure & assist with implementation of literacy instructions in all grades differentiating for all students
Instructional Core	Ensure all students build strong conceptual understanding and procedural fluency in **math**	Maintain Math coach, math teachers, DLI Spanish partners,	ensure & assist with implementation of math instructions in all grades differentiating for all students
Care Every Child	Embed a data-driven, **multi-tier system of supports** to ensure equitable gains for vulnerable student populations	Maintain MTSS Specialist , extend 2 hourly EIP teachers to full time EIP, Maintain EIP Spanish, 2 existing EIP, (total 5 EIP)	Provide for differentiation based on needs in reading & math and whole child needs
Strength= Team	Offer authentic and diverse **professional learning** experiences and **tiered coaching** to increase teacher efficacy	math coach, literacy coach, Master Teacher Leader Science, stipends for leader roles & sponsor clubs, add additional AP so each building has 2 consistent leaders to coach/monitor effectiveness	train & retain staff through professional learning and demonstrating recognition/appreciation for leading teams & sponsoring clubs
Efficient & Effective	Optimize **class sizes & supports** to allow staff to support every student	Add 2 gen ed teacher above base- 6 in K-3, 5 in 4th & 7 in 5th…use reserve to add additional homeroom teacher if numbers increase Adding an additional AP will allow for more effective support of classes in each building with consistent staff	With one stable admin and 2 going back and forth it gives a heavier load on the full time admin and the other 2 are scattered and delays getting to issues or monitoring teaching regularly. principal must be in both buildings regularly

Strategic Use of Resources *(Required)*

Focus Area	Strategic Objective	FY27 Resource Recommendation	Additional Information (OPTIONAL)
Spark Curiosity	Align our **IB** Curriculum to support our **diverse population** through academics, the **arts and SEL** Offer a rigorous curriculum with an enhanced focus on the integration and application of **STEAM** components	Maintain Master Teacher leader/Science Lab Teacher, add an additional gifted teacher so we can have 2 in each building- consistent and optimize scheduling, maintain SEL Teacher in primary instead of 2 counselors, SSW for groups, .8 Spanish + .2 gifted for additional Spanish teacher for primary, increase 1.8 to 2 specials teachers per grade	
Care Every Child	Improve school wide systems that support a **positive**, consistent, nurturing **school culture** & climate	Increase admin so 2 at each building consistently with Principal in each building, , lunch monitors, counselor & SSW to serve students at both buildings. Preferably bilingual admin to connect with community authentically	Consistency and availability increase
Shared Responsibility	Foster an active and **engaged** school community that encourages **inclusion of all stakeholders**	Adjust office staff to have 1 secretary and 1 bookkeeper annual , attendance clerk at each building to work teacher schedule, abolish parent liaison position	so each building is covered throughout the summer, Extend parent liaison role to APs & SSW



Sarah Smith

FY27 Proposed Use of Staffing & Non-Staffing Allocation and School-Level Flexibility

One District. One Goal. Every Child.

ATLANTA PUBLIC SCHOOLS

Summary Tab Overview

Position Title	Baseline	Staffed	Dif	Earnings	Comments
All General Fund Positions	**53.00**	**51.10**	**(1.90)**		
ELEMENTARY TEACHER	**13.00**	**11.50**	**(1.50)**		
Teacher Kindergarten	2.00	2.00	-		
Teacher 1st Grade	2.00	2.00	-		
Teacher 2nd Grade	3.00	2.00	(1.00)		
Teacher 3rd Grade	2.00	2.00	-		
Teacher 4th Grade	2.00	2.00	-		
Teacher 5th Grade	2.00	1.50	(0.50)		
Teacher Math K-5		-	-		
Teacher Reading K-5		-	-		
Teacher Science K-5		-	-		

The Summary Tab provides a summary of the staff in our school. The columns show how many positions are:

- **Baseline** – District's recommended staffing for positions where there is some school-level flexibility with staffing the position.
- **Staffed** – This shows how the principal is proposing to staff the position for the FY27 school year.
- **Difference**—This shows the difference between the recommendation from the District and the Principal's proposed FY27 staffing plan.
- **Comments:** The principal must provide comments if there is a difference in what is Baseline and Staffed. Principals and GO Teams will discuss the rationale for the use of school-level flexibility.

FY27 Staffing Proposal and Use of School-Level Flexibility

(Required)

Position	Baseline	Staffed	Difference	Comment
All General Fund Positions	**106.2**	**118.8**	**12.6**	
ELEMENTARY TEACHER	**34**	**36**	**2**	
Teacher Kindergarten	6	6	0	
Teacher 1st Grade	6	6	0	
Teacher 2nd Grade	6	6	0	
Teacher 3rd Grade	6	6	0	
Teacher 4th Grade	4	5	1	
Teacher 5th Grade	6	7	1	
EIP/REP TEACHERS	**2**	**5**	**3**	
Teacher EIP Kindergarten	0	1	1	
Teacher EIP 1-3	0	3	3	
Teacher EIP 4-5	0	1	1	
ELECTIVES/ENRICHMENTS	**13.2**	**11.8**	**-1.4**	
Teacher Art 1-5	1.8	2	0.2	
Teacher Music 1-5	1.8	2	0.2	
Teacher Physical Ed 1-5	1.8	2	0.2	
Teacher World Language 1-5	1.8	1	-0.8	use .8 WL & .2 Gifted to fund primary Spanish teacher below
Teacher Gifted	6	3.8	-2.2	use additional earning to reduce class sizes by adding 2 homerooms
Teacher Social Emotional Learning	0	1	1	
CTE/JROTC/SPED	**16.5**	**16.5**	**0**	
Teacher ESOL	4.5	4.5	0	
Teacher Interrelated	9	9	0	
Lead Teacher Special Ed	1	1	0	
Teacher Special Ed Autism	2	2	0	
PARAPROFESSIONALS	**18**	**21**	**3**	
Paraprofessional Special Ed	12	12	0	
Paraprofessional Kindergarten	6	6	0	
Paraprofessional	0	3	3	

102	**SCHOOL ADMINISTRATION**	**7**	**9**	**2**	
103	Principal Elementary	1	1	0	
104	Assistant Principal Elementary	2	3	1	add additional so each building has 2 consistent admin
109	Program Administrator	0	1	1	
112	School Secretary	1	1	0	one year round for each building
113	Bookkeeper	1	1	0	one year round for each building
115	School Clerk 211 day	2	2	0	
118	**STUDENT AND SCHOOL SUPPORT**	**15.5**	**19.5**	**4**	
127	Counselor Elementary	2	1	-1	sel teacher at primary
134	Instructional Coach 211 Day	0	1	1	
139	nal Coach Readers are Leaders 211 Day	1	1	0	
141	Media Specialist	2	2	0	
149	School Nurse LPN	2	2	0	
158	Signature Master Teacher Leader	0	1	1	Science Lab & lead science
164	Signature Prgm Coach 202 day	0	1	1	
169	Signature Teacher World Language 1-5	0	1	1	
173	Social Worker 211 Day	1	1	0	
175	Specialist SST Intervention	0	1	1	
198	Psychologist	0.5	0.5	0	
200	Custodian	4	4	0	Contract Custodial
202	Site Manager	1	1	0	
204	School Resource Officer 202 Day	2	2	0	

FY27 Non-Staffing Tab Overview

Description	Rec.	Allocation	Diff	Notes
Reserve	$ 95,045	$ 95,045	$ -	
Custodian Overtime	$ 1,650			
School Resource Officer Overtime	$ 4,000			
Teaching/Other Supplies	$ 18,650		(18,650)	
Media Supplies	$ [illegible]		$ (2,984)	
Academic Stipends		$ 20,500	$ -	
Fine Arts St[illegible]	0	$ -	$ -	
Teacher [illegible]ubs	$ 49,984	$ 49,984	$ -	
Substitute FICA	$ 725	$ 725	$ -	

Example

The **Non-Staffing Tab** shows how funds are allocated for non-staff items in the school. There is school-level flexibility for most of these items. The tab has columns for:

- Recommended—District's recommended amount to spend on the line item.
- Allocation – This shows how much the principal is proposing to allocate towards the line item in FY27.
- Difference—This shows the difference between the recommended amount and the allocation.
- Notes: The principal must provide comments if there is a difference in what is Recommended and what is Allocated. Principals and GO Teams will discuss the rationale for the use of school-level flexibility.

FY27 Non-Staffing Proposal and Use of School-Level Flexibility

(Required)

School	Smith Elementary School
Location	1567
Level	ES
Principal	Stacey Perot
Enrollment	787
Total Budget	$ 14,246,927
Unallocated Balance	$ 0

Accounting Unit	Acct	SubA	Description	Rec.	Allocation	Diff	Notes
100120015671021	1000	9990	Reserve	$ 183,510	$ 183,510	$ -	
100670115679990	2600	1862	Custodian Overtime	$ 3,300	$ 3,300		
100652115679990	2660	1822	School Resource Officer Overtime	$ 4,000	$ 4,000		
100120015671021	1000	6100	Teaching/Other Supplies	$ 39,350	$ 32,626	$ (6,724)	will add to from reserve - & foundation grants
100150515671310	2220	6100	Media Supplies	$ 6,296	$ 6,300	$ 4	
100120015671021	1000	1104	Other Stipends (Please specifiy)		$ 12,000	$ 12,000	10 Clubs ($750), Communication Ambassador (1500)SIT ESOL/EIP & Specialists
Stipends							
100120015671021	1000	1104	Academic Stipends	20,500	$ 20,500	$ -	
Substitutes							
100120415671021	1000	1131	Teacher Subs	$ 115,632	$ 115,632	$ -	
100120415671021	1000	2200	Substitute FICA	$ 1,677	$ 1,677	$ -	
Hourly Staff							
100110115679990	2400	1991	Hourly Cafeteria Monitor		$ 27,589	$ 27,589	3 cafe monitors
			TOTAL	**$ 353,764**	**$ 407,533**	**$ 33,269**	

School	Smith Elementary School
Location	1567
Level	ES
Principal	Stacey Perot
Projected Enrollment	787

FY27 BUDGET BY FUNCTION
(*Required)*

Account	Account Description	FTE	Budget	Per Pupil
1000	Instruction	92.30	$ 11,012,968	$ 13,994
2100	Pupil Services	5.50	$ 698,189	$ 887
2210	Improvement of Instructional Services	3.00	$ 465,856	$ 592
2213	Instructional Staff Training	-	$ -	$ -
2220	Educational Media Services	2.00	$ 305,564	$ 388
2400	School Administration	9.00	$ 1,224,861	$ 1,556
2600	Maintenance & Operations	5.00	$ 362,180	$ 460
2660	School Safety and Security	2.00	$ 177,309	$ 225
2700	Transportation	-	$ -	$ -
	Total	**118.80**	**$ 14,246,927**	**$ 18,103**

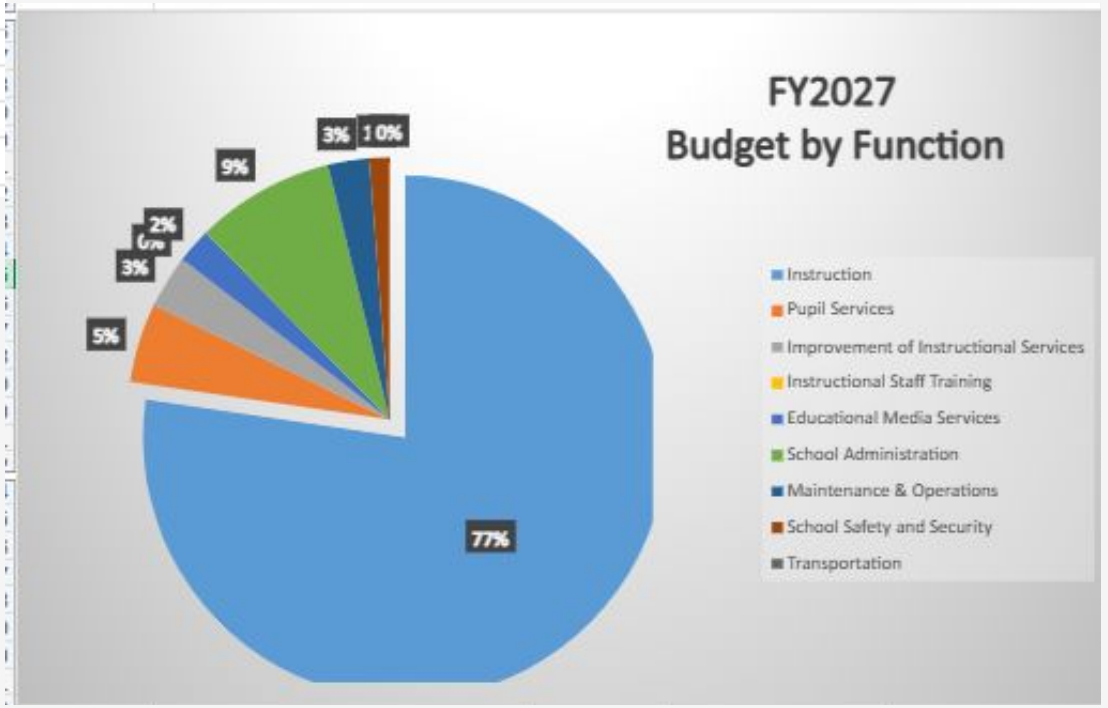



Discussion of Reserve Funds

One District. One Goal. Every Child.

ATLANTA PUBLIC SCHOOLS

Plan for FY27 Leveling Reserve *(Required)*

$___183,510___

FOCUS AREA	STRATEGIC PLAN OBJECTIVE	FY27 Resource Recommendation	Additional Information(OPTIONAL)
Efficient & Effective	Optimize class sizes & supports to allow staff to support every student	1 HOmeroom teacher ($131,119)	If traditional classes at a grade level approach the funding size respond by adding a homeroom at leveling
Efficient & Effective	Optimize class sizes & supports to allow staff to support every student	School supplies including Science Lab additional phenomena, printer ink for printers not networked (33,392)	Replace what I removed and add additional resources
Care Every Child	Improve school wide systems that support a **positive**, consistent, nurturing **school culture** & climate	Additional Lunchroom monitor ($9000)	more supervision & assistance and back up for absences
Care Every Child	Improve school wide systems that support a **positive**, consistent, nurturing **school culture** & climate	Professional Learning & Consultation School Climate at multiple tiers ($9999)	Leading instructional disciplines takes multiple lenses
Shared Responsibility**	Foster an active and **engaged** school community that encourages **inclusion of all**	**Parent Liaison if teacher is not needed at leveling $66091	Can avoid sharing responsibilities with other staff

Questions for the GO Team To Discuss



Does the budget proposal support our school's strategic objectives and lead to achieving our goals?



If new positions, resources, or programs are being added, what data or feedback supports these changes?



What trade-offs being made in this budget? Are any current programs or resources being adjusted or reduced, and how will that impact our students?



If we are sharing staff positions (e.g., nurse, counselor, teacher), how will this affect student support and service delivery at our school?

Action on the FY27 Draft Budget

The GO Team needs to **TAKE ACTION** (vote) on the proposed FY27 budget.

After the motion and a second, the GO Team may have additional discussion.

Once discussion is concluded, the GO Team will vote.

Next Meeting: Budget Finalization Meeting (Insert Date, Time)

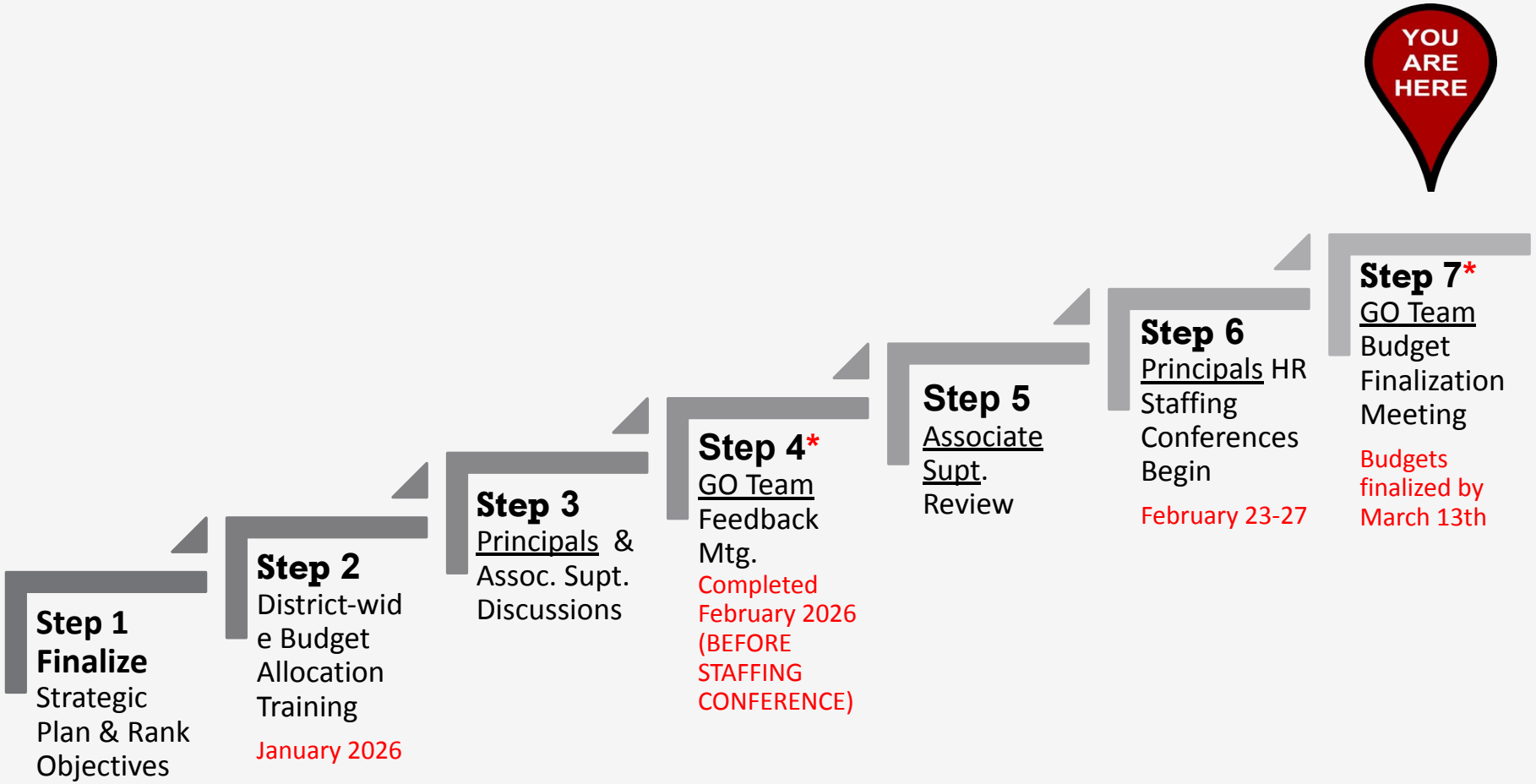

GO Teams are encouraged to have ongoing conversations

* GO Teams will need to take **ACTION** on the budget at these meetings.



Information Items, Announcements and Public Comment

One District. One Goal. Every Child.

ATLANTA PUBLIC SCHOOLS

Principal's Report

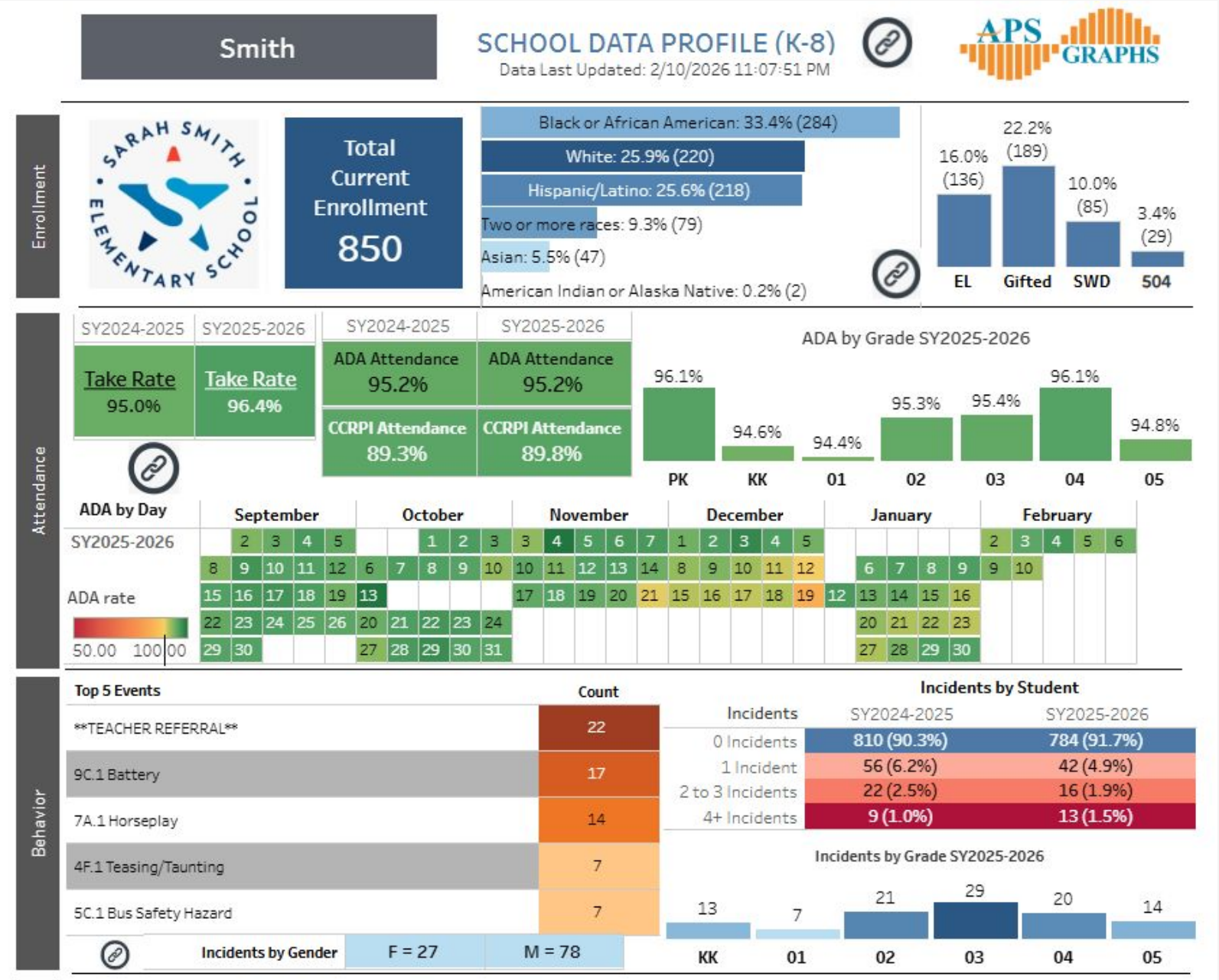

- Data Profile
- School Climate Family Survey coming soon- brainstorming how school can share importance
- Review Data Requested

% of Developing and above Students: Subgroup Comparison (Grades 3-8)

Use the School filter to view data for a specific school

This view enables you to compare NWEA MAP Growth Achievement to GMAS results across subgroups for students in Grades 3-8. Use the **Choose Metric** to view the percentage of students in the Developing and above, Proficient and above, or Distinguished and above performance band.

School: Smith

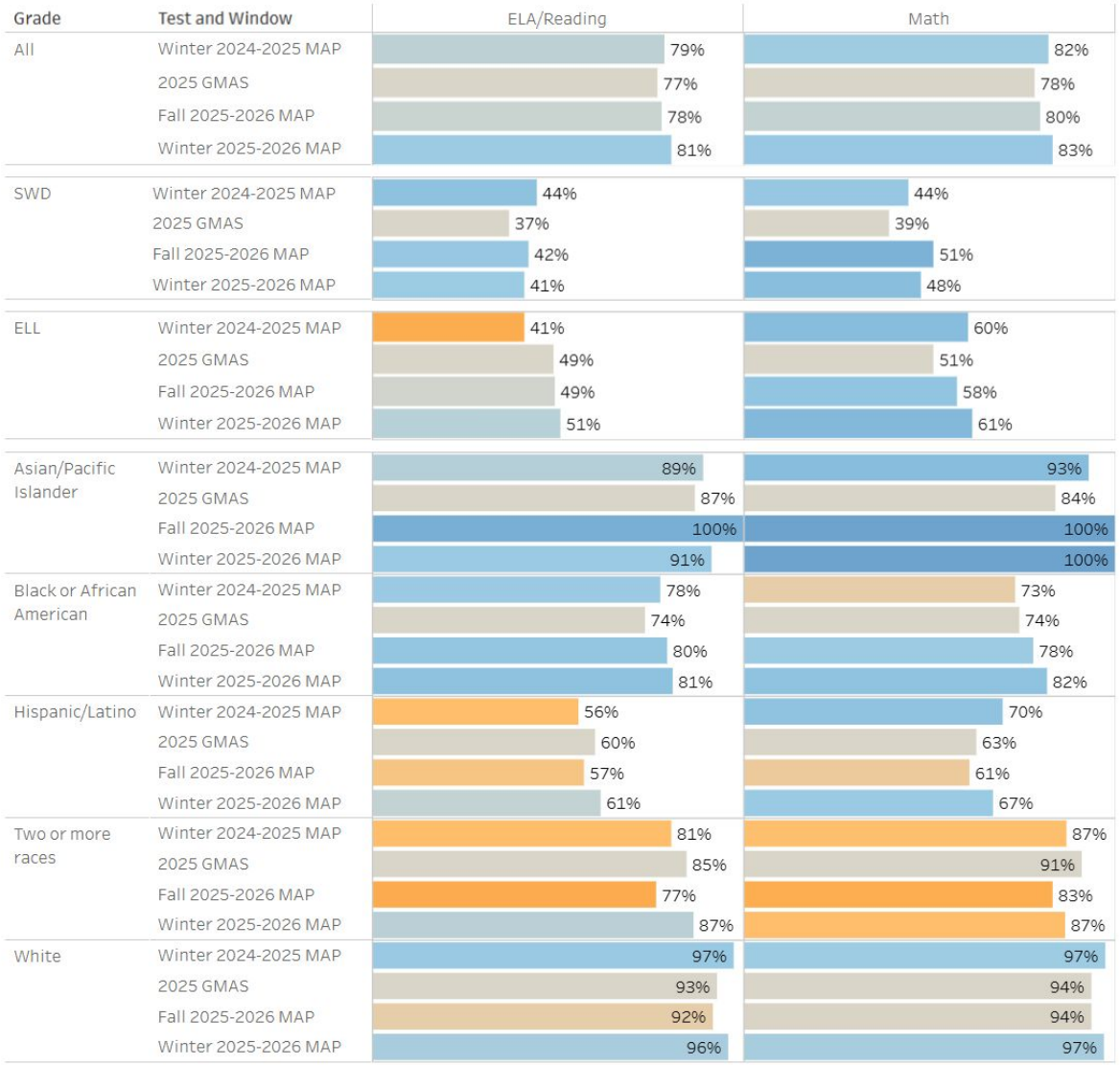

Comparison Test
2025 GMAS

School
Smith

Choose Metric
% of Developing and ...

Compare to
2025 GMAS

Difference from Comparison Test
-40.00 40.00

Test and Window
(Multiple values)

* For best results, select no more than four option in the Test and Window filter
* Figures are suppressed for subjects/groups with < 10 tests.

2- Student Group DEVELOPING & UP comparisons
- last year this time, last year GMAS, where we started this year and where we are now

% of Proficient and above Students: Subgroup Comparison (Grades 3-8)

Use the School filter to view data for a specific school

This view enables you to compare NWEA MAP Growth Achievement to GMAS results across subgroups for students in Grades 3-8. Use the **Choose Metric** to view the percentage of students in the Developing and above, Proficient and above, or Distinguished and above performance band. Use the **Choose Student Groups** filter to view Special Groups (SWD, ED, and EL) or Race/Ethnicity student groups.

School: Smith

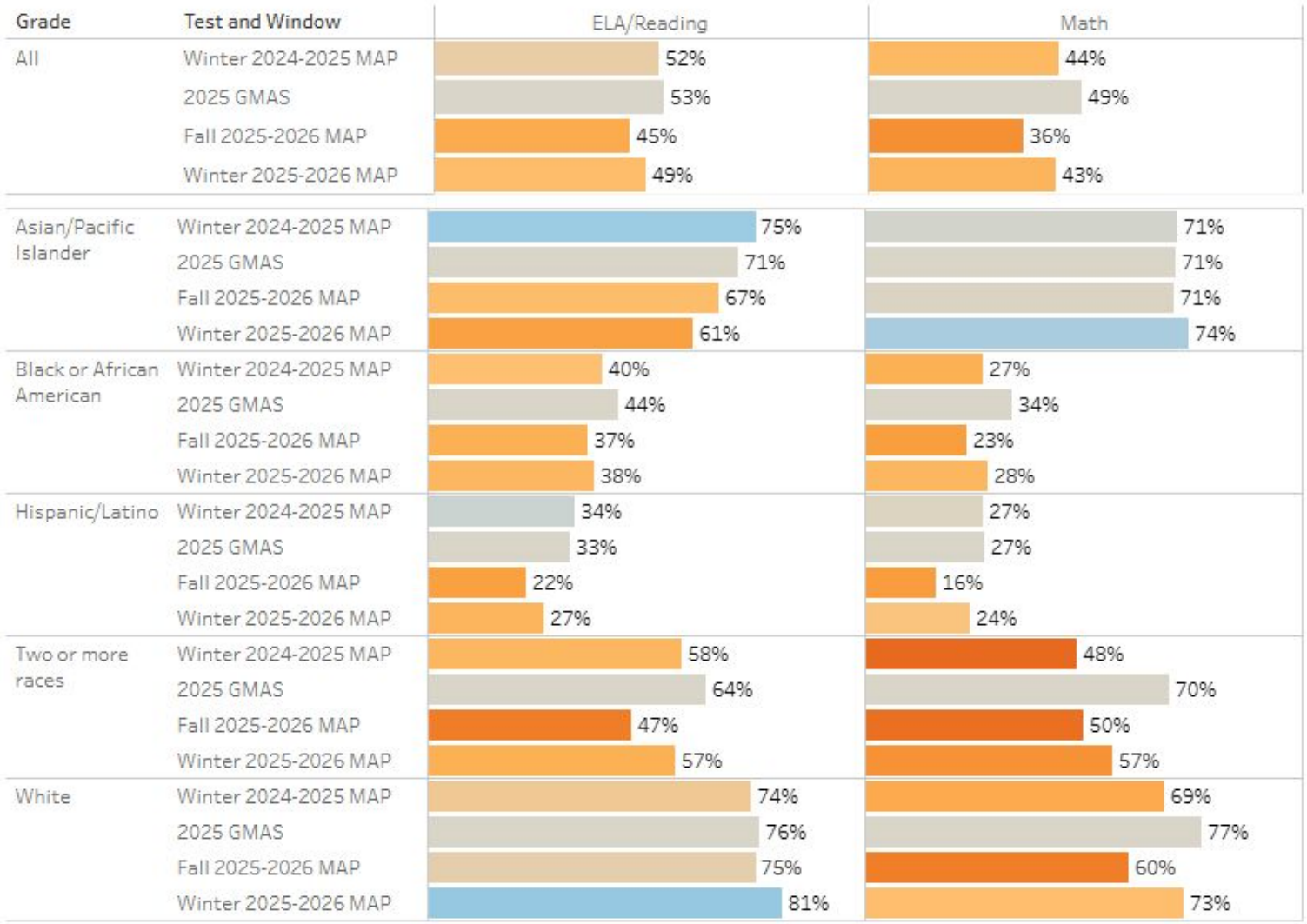

Comparison Test
2025 GMAS

School
Smith

Associate Superintendent
(All)

Cluster
(All)

Choose Metric
% of Proficient and above

Choose Student Groups
Race/Ethnicity

Compare to
2025 GMAS

Difference from Comparison Test
-40.00 40.00

Test and Window
(Multiple values)

- For best results, select no more than four option in the **Test and Window** filter
-Figures are suppressed for subjects/groups with < 10

As requested by GO Team members

% of Proficient and above Students: Subgroup Comparison (Grades 3-8)

Use the School filter to view data for a specific school

This view enables you to compare NWEA MAP Growth Achievement to GMAS results across subgroups for students in Grades 3-8. Use the **Choose Metric** to view the percentage of students in the Developing and above, Proficient and above, or Distinguished and above performance band. Use the **Choose Student Groups** filter to view Special Groups (SWD, ED, and EL) or Race/Ethnicity student groups.

School: Smith

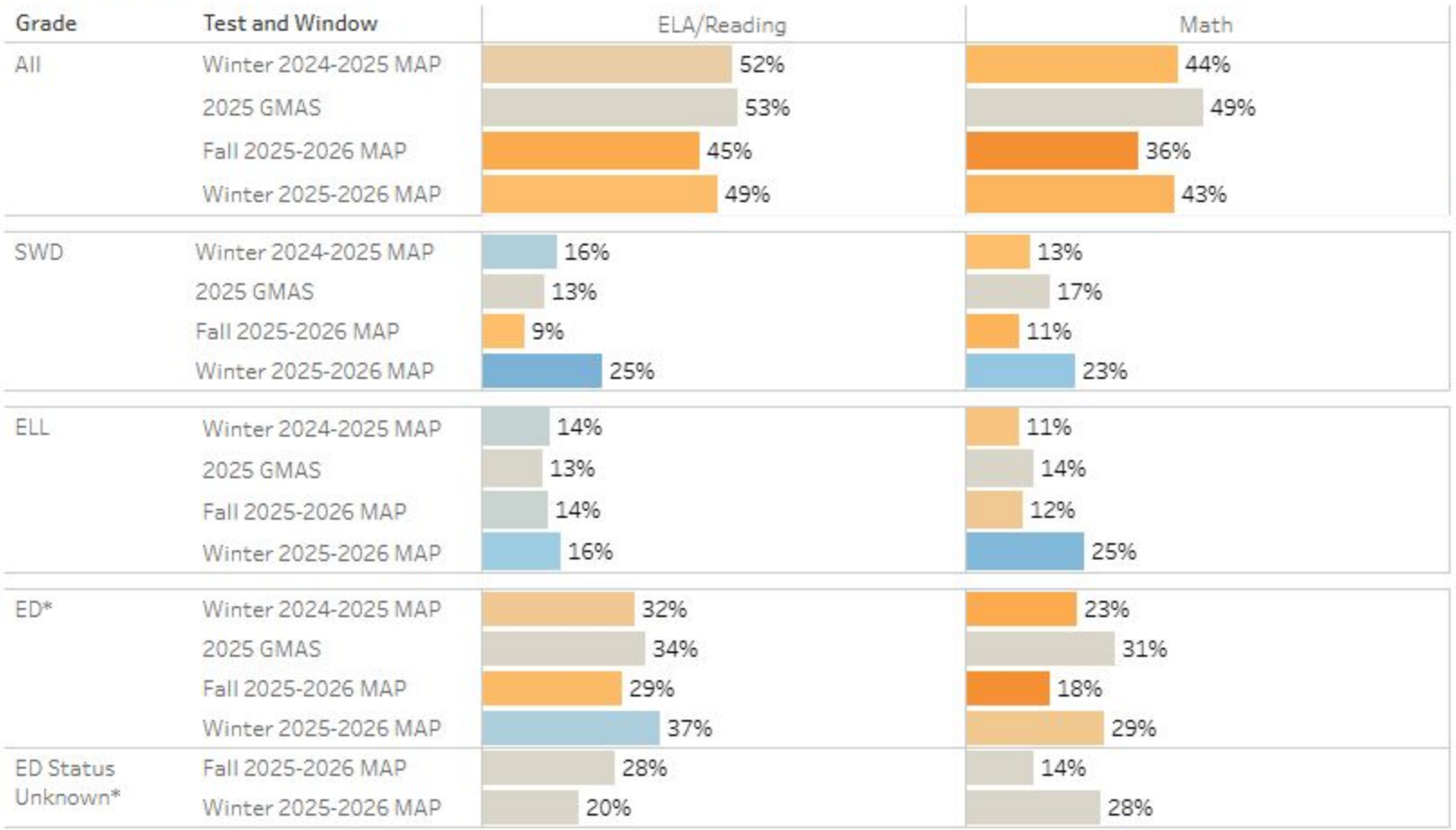

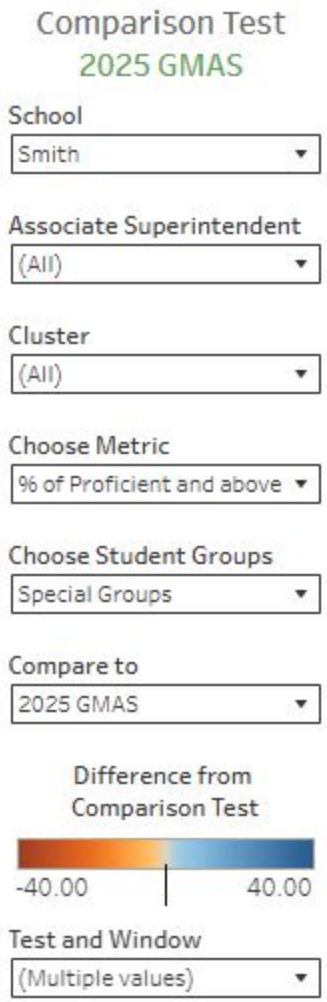

As requested by GO Team members

Winter MAP DLI & Traditional Math

DLI

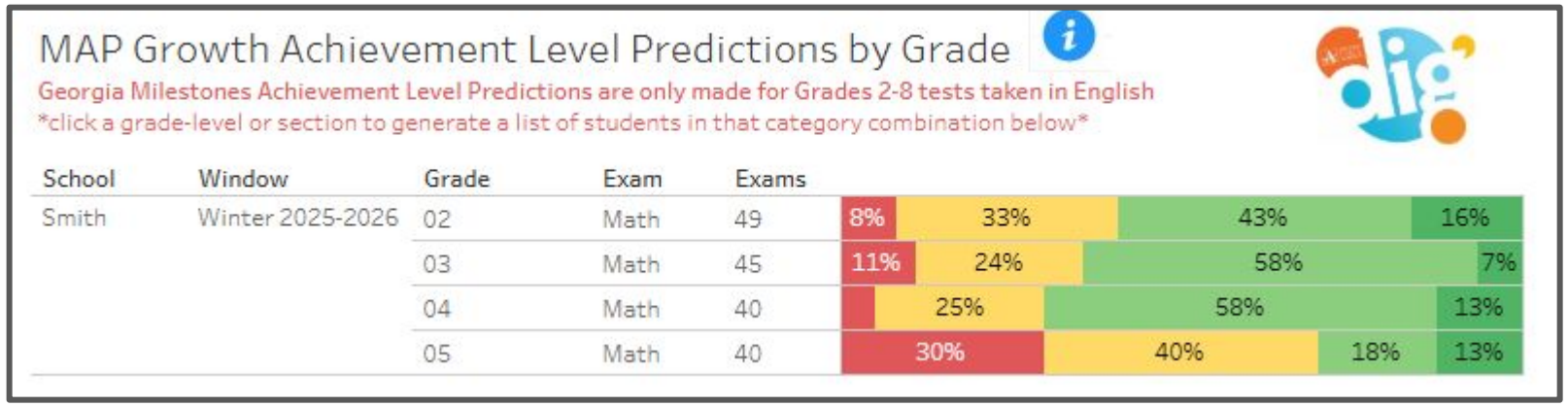

MAP Growth Achievement Level Predictions by Grade

Georgia Milestones Achievement Level Predictions are only made for Grades 2-8 tests taken in English

click a grade-level or section to generate a list of students in that category combination below

School	Window	Grade	Exam	Exams				
Smith	Winter 2025-2026	02	Math	49	8%	33%	43%	16%
		03	Math	45	11%	24%	58%	7%
		04	Math	40		25%	58%	13%
		05	Math	40	30%	40%	18%	13%

Traditional

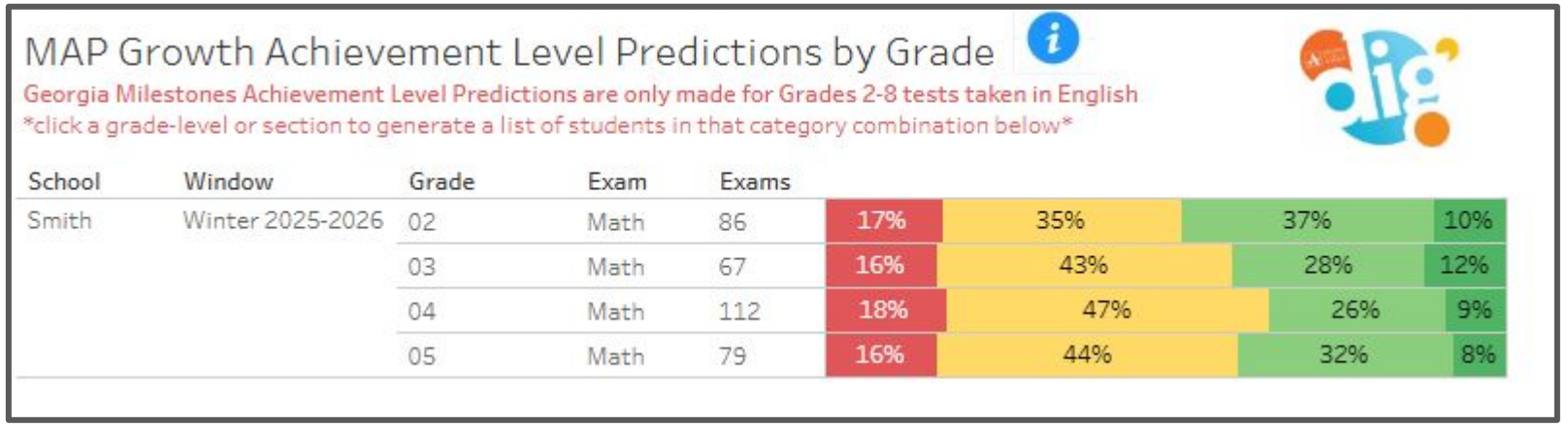

MAP Growth Achievement Level Predictions by Grade

Georgia Milestones Achievement Level Predictions are only made for Grades 2-8 tests taken in English

click a grade-level or section to generate a list of students in that category combination below

School	Window	Grade	Exam	Exams				
Smith	Winter 2025-2026	02	Math	86	17%	35%	37%	10%
		03	Math	67	16%	43%	28%	12%
		04	Math	112	18%	47%	26%	9%
		05	Math	79	16%	44%	32%	8%

As requested by GO Team members

GO Team Declarations: Open NOW – Feb. 28

During the GO Team election, each school will fill:

- 2 parent/guardian seats
- 2 instructional staff seats

Scan the QR Code to Declare Your Candidacy!



http://tinyAPS.com/?2026GOTeamDeclaration

Thank you