




Joining your Teacher Conference using Google Meet from the Web Browser

- ✓ Update Chrome first –make sure you’re using the latest version of Chrome so video and audio work properly.
- ✓ Test Google Meet  ahead of time – click the Meeting link from **RCS Synergy** in your email before conference day to make sure camera and microphone permissions are working
- ✓ Note the **email link will only be live** in the ParentVUE web browser **the day of conferences**.
- ✓ (When you signed up for conferences you clicked on Send Schedule, then a link was sent to your email, you can **resend** the **Send Schedule** at any time if you cannot find the email).
- ✓ ParentVUE Support email: rcsvuehelp@rochester.k12.mi.us

CHOICE #1:

Joining conferences from an email link via web browser, follow these 2 steps below:

Parents who are attending **virtual conferences** will be using **Google Meet**. 

You can join the meeting right through the **email**.

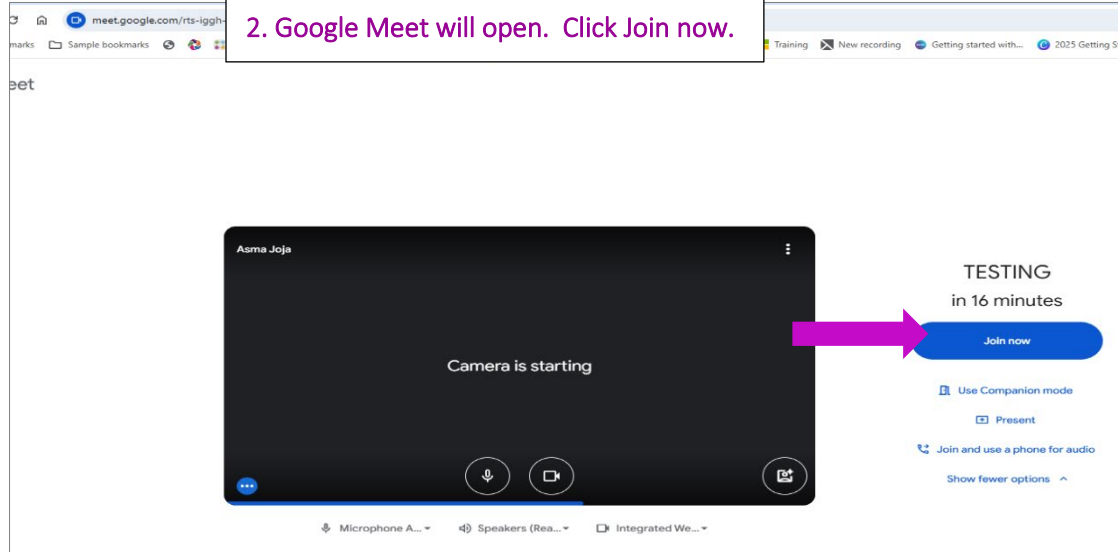
(When you signed up for conferences you clicked on **Send Schedule**, then a link was sent to your email, *you can resend the Send Schedule at any time if you cannot find the email*).

1. Click on the link in the email.





Joining your Teacher Conference using Google Meet from the Web Browser



CHOICE #2:

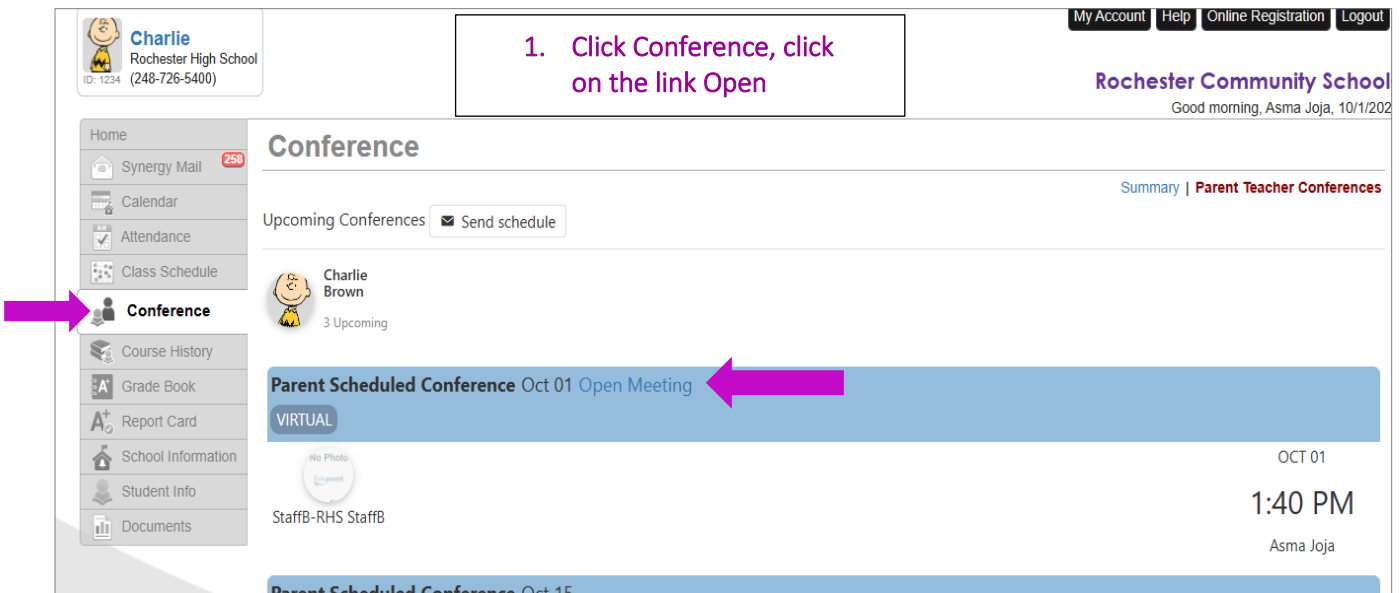
Joining from the Web site or Web browser follow these 2 steps below:

Go to the ParentVUE site or the web address https://rcsvue.rochester.k12.mi.us/PXP2_Login.aspx

Parents who are attending virtual conferences will be using Google Meet 

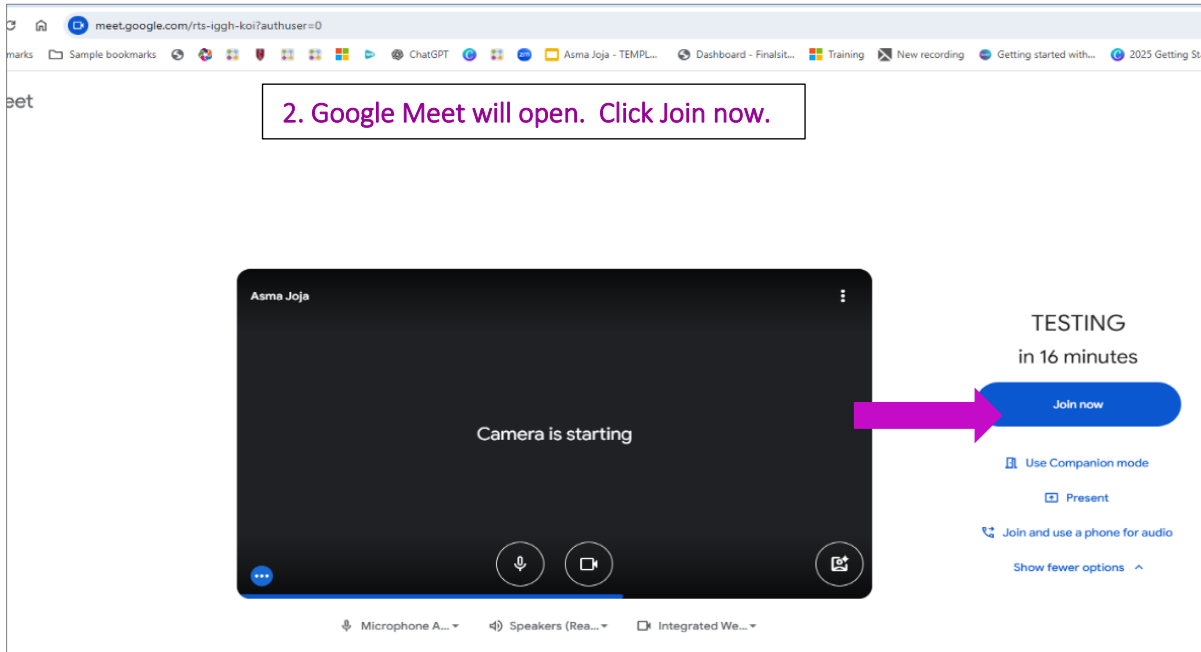
You will have the option to join the meeting right through the ParentVUE

Note: The Link will only be available on the day of conferences. The Link will automatically appear and redirect you to Google Meet.





Joining your Teacher Conference using Google Meet from the Web Browser



ParentVUE Support email: rcsvuehelp@rochester.k12.mi.us