


---

# Mid-Year 2025-26 LCAP Update

Elise Simmons  
Director, Student & Community Services



Bridget Baublits, Associate Superintendent, Student & Community Services  
Rene Wheeler, Director, Juvenile Court and Community Schools  
Amy Willis, Director, Transitional Youth Services

# Background on the Mid-Year Update



Senate Bill 114 (2023) added a requirement for LEAs to present a report on the annual update to the Local Control and Accountability Plan (LCAP) and Budget Overview for Parents (BOP) on or before February 28 at a regularly scheduled meeting of the governing board or body of the LEA.


The report must include the following:

- All available mid-year outcome data related to metrics identified in the 2025-26 LCAP.
- All available mid-year expenditure and implementation data on all actions identified in the 2025-26 LCAP.

# What is the Local Control Accountability Plan (LCAP)?



- A **three-year plan** that is **reviewed and updated annually**.
- The **annual review** includes:
  - Analyzing the effectiveness of goals, actions, and services from the prior year using specific metrics.
  - **Meaningful engagement** of educational partners, including students, families, staff, and community members.
- The LCAP outlines **how funding will be allocated** under the **Local Control Funding Formula (LCFF)**:
  - A portion of funds must be used to **increase or improve services** for students who are **socioeconomically disadvantaged, English learners, or foster youth**.
- Includes **Equity Multiplier Funds** to support the highest-need schools.



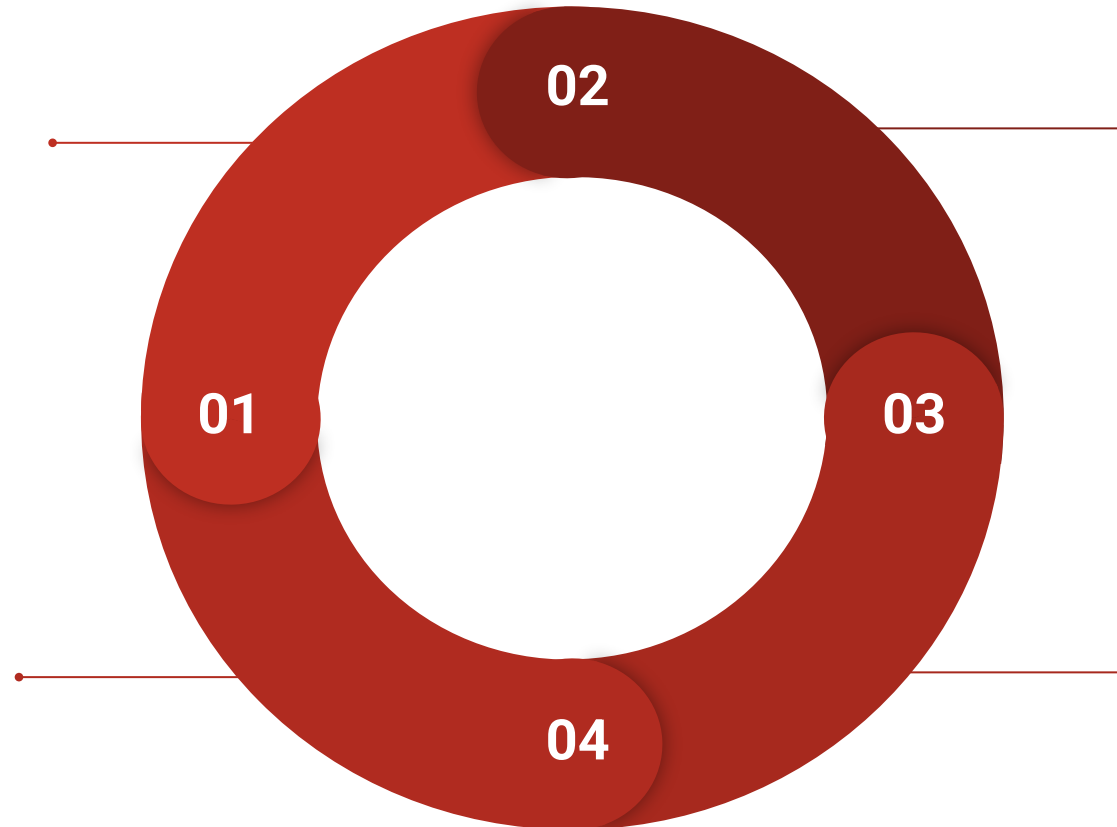
# LCAP Development Process

## Analysis and Report

For the Mid-Year Update, we analyze and report on available metrics, the level of implementation of planned actions, and expenditures to date.

## Budget

During the spring, we update the budget to support our goals and actions, including the increased and improved services for our unduplicated students. For the Annual Update, we also report on the year's expenditures.



## Educational Partner Feedback

Throughout the year, we meet with a variety of educational partner groups to gather both formal and informal input.

## Review Goals, Actions, Metrics, and Expected Outcomes

Through analysis, evaluation, and educational partner feedback, we review the effectiveness of the goals, actions, metrics, and expected outcomes and make revisions to the LCAP as needed.

Every year, JCCS Students and staff participate in the Great Kindness Challenge.

This year, students at FitzGerald made tiles and baked bread.

As one wise student stated on her tile, ***“Give back, Help the plants grow, Help the World, Be Kind.”***



| <b>Overview of Juvenile Court and Community Schools</b> | <b>Court School</b>                                       | <b>Community School</b>  |
|---|---|--|
| Location  | Dos Puertas School (Juvenile Justice Center), Santa Maria | Peter B. FitzGerald Community School, Santa Maria                |
| Students Served   | Wards of the Court  | Expelled Youth (SMJUHSD) or youth in danger of expulsion (SMBSD) |
| Grade Levels  | 7th - 12th grade  | 7th - 12th grade   |
| Current Enrollment                                      | 34 students (108 YTD)                                     | 20 students (32 YTD)   |
| Enrollment Range (SY 24-25)                             | Ranges from 15 to 34 students                             | Ranges from 21 to 34 students                                    |
| Cumulative Enrollment (SY 24-25)                        | Cumulative of 153   | Cumulative of 54   |
| Average Length of Enrollment                            | 38 days   | 78 days  |
| Stability Rate  | 7.2%  | 22.2%  |
| Number of Classrooms                                    | Three   | Four   |

# Mid-Year Update on the Budget Overview for Parents



| <b>Item</b>  | <b>As adopted in BOP on June 18, 2025</b> | <b>First Interim Budget Report</b> |
|--|---|------------------------------------|
| <b>Total LCFF Funds</b>                            | \$29,830,040                              | \$30,710,504                       |
| <b>Total LCFF Funds Generated by JCCS</b>          | \$667,228                                 | \$735,713                          |
| <b>LCFF Supplemental/<br/>Concentration Grants</b> | \$338,621                                 | \$374,532                          |

# LCAP Goal Overview

## 3 BROAD

## 1 MAINTENANCE

### Goal 1

All students will demonstrate proficiency of grade-level content standards and will be prepared for college and/or career.

(Priorities: 2, 4, 7, and 8)

### Goal 2

In collaboration with staff and the community, students and families will be provided with services to address individual needs and support students in overcoming barriers impacting their education.

(Priorities: 3, 5, and 6)

### Goal 3

All foster youth will be provided a system of support that includes targeted services that address barriers impacting their education. Strengthening the system of support for foster youth will result in reduced suspension rates, improved attendance, and increased graduation rate.

(Priority 10)

### Goal 4

Continue to successfully implement programs that support basic conditions for learning (Priority 1) and expelled youth (Priority 9).

Juvenile Court & Community Schools (JCCS)

Transitional Youth Services (TYS)

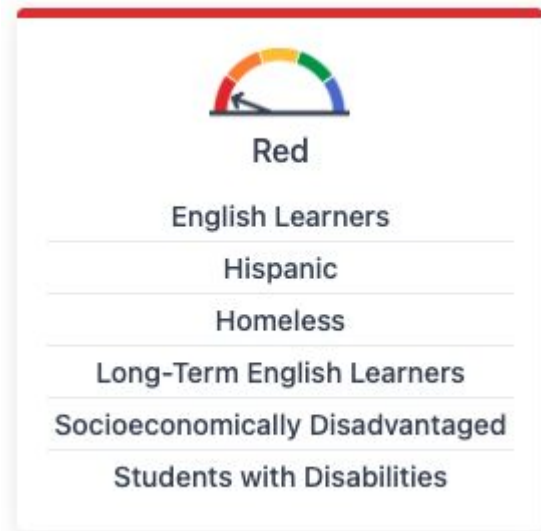
JCCS

# Focus Goal - Equity Multiplier

## Requirement:

All student groups that have the lowest performance level on one or more state indicators on the Dashboard.

SBCEO -  
Suspension  
Rate



**1 FOCUS**

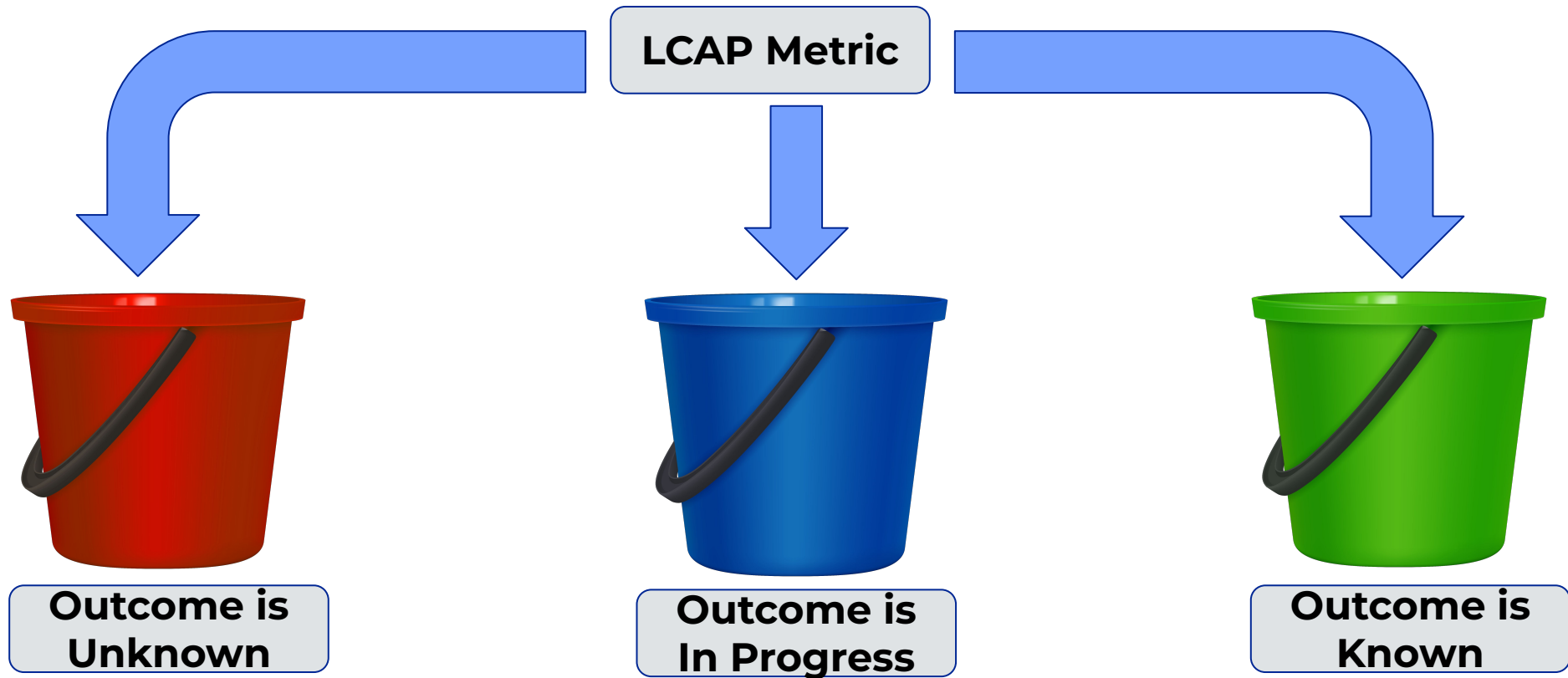
## Goal 5

Within three years, JCCS will reduce rates of suspension for the following student groups: Hispanic/Latino, English Learners, Long-term English Learners, socio-economically disadvantaged students, students with disabilities, and students experiencing homelessness by implementing actions that promote relationships, student connectedness, and student voice.

(Priority: 6)

**JCCS**

# Mid-Year Update: LCAP Metrics

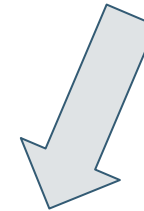


**At this point in the school year, some metric outcomes are Unknown, some are In Progress, and some are Known. The metrics for each LCAP goal are included in the written report.**

# Metric Update

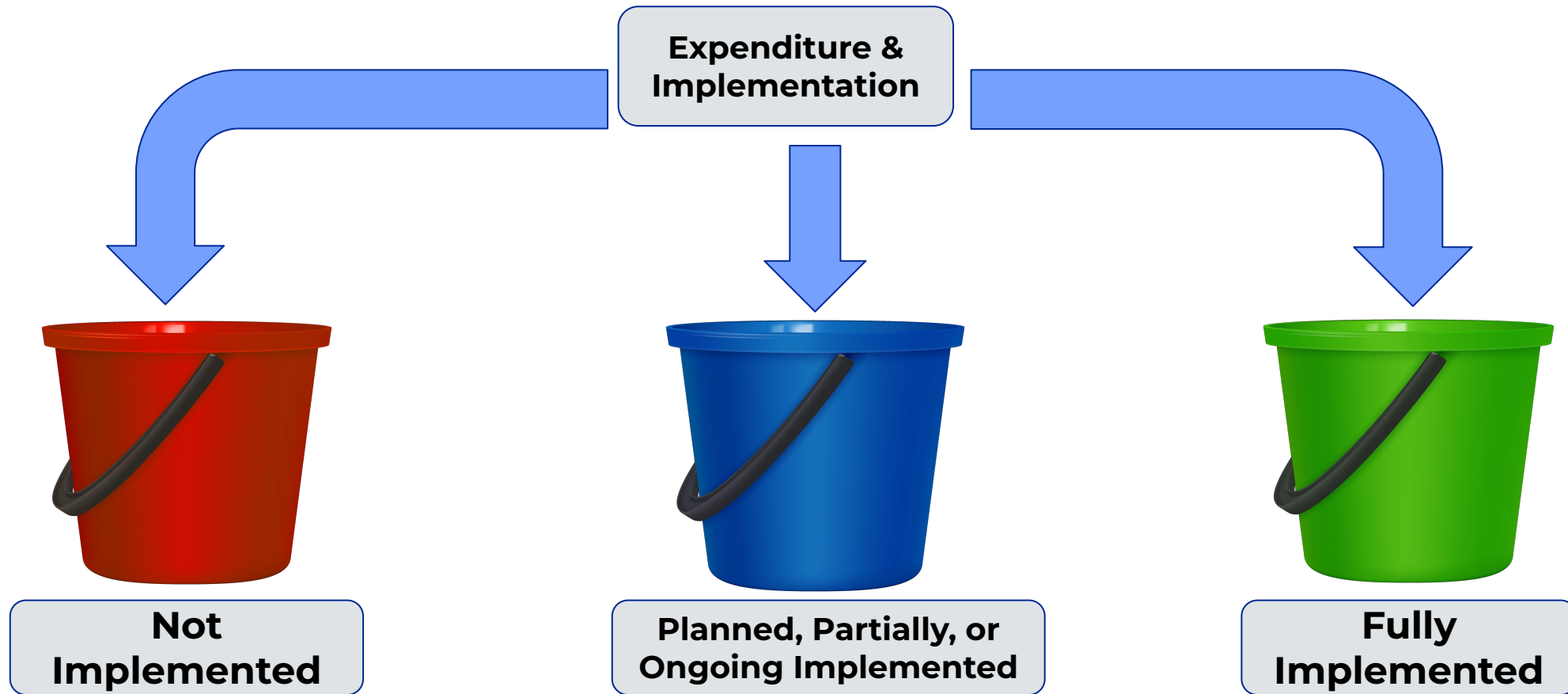


**Colored column provides mid-year update for each metric**



| Metric # | Metric  | Baseline  | Year 1 Outcome  | Year 2 Outcome | Mid-Year Outcome Data   | Desired Outcome for 2026-2027                             |
|----------|---|---|---|----------------|---|---|
| 1.a      | The percentage of students earning credits at an accelerated rate.<br><br>(Aeries data) | 72% (72/99) of students earned credits at an accelerated rate.<br><br>The baseline was established from 2023-24 data as of March 8, 2024. | 79.6% (86/108) of students earned credits at an accelerated rate. | N/A            | This metric outcome is in progress.<br><br>At this time, the overall % of students earning credits at an accelerated rate is 79.3% (69/87).<br><br>In the Community School, 73.1% (19/26) of students earned credits at an accelerated rate.<br><br>In the Court School, 81.3% (52/64) of students earned credits at an accelerated rate. | 80% of students will earn credits at an accelerated rate. |

# Mid-Year Update: LCAP Expenditures & Implementation




Similarly, at this point in the school year and the three-year LCAP cycle, some LCAP actions are Not Implemented, some are Planned, Partially or Ongoing, and some are Fully Implemented. An update of LCAP actions and expenditures are included in the written report.

# Action & Expenditure Update



Colored columns provide mid-year update for each action and expenditure



| Goal #<br>Action # | Action Title and Description   | Contributing | Implementation Level   | Mid-Year Outcome Data  | Other Data/Evidence (qualitative, quantitative, artifacts)   | Total Funds Budgeted | Mid-Year Expenditures |
|--------------------|--|--------------|------------------------|--|--|----------------------|-----------------------|
| 2.a.1              | <p><b>School Site Council</b><br/>JCCS staff will collaborate with the School Site Council (SSC) to create, administer, and evaluate a parent survey, and develop and review the School Plan for Student Achievement, (SPSA) the Local Control Accountability Plan (LCAP), and the Comprehensive School Safety Plan (CSSP) along with other required documents.</p> <p>Costs for meeting refreshments.</p> | No           | Ongoing Implementation | <p>This metric outcome is in progress.</p> <p>At this time, 75% of SSC members have attended the meetings.</p> | <p>This action item involves ongoing implementation and is intended to span the entire school year.</p> <p>Implementation will continue until June 2026, at which point it is expected to be fully completed.</p> <p>To date, there have been two (2) of four (4) SSC meetings held.</p> | \$350.00             | \$64.96               |

## Our 5 Key Goals: Mid-Year Progress



### Goal 1: College & Career Readiness

Ensuring students demonstrate grade-level proficiency and are prepared for their future.



### Goal 2: Supporting Individual Needs

Providing services to students and families to overcome educational barriers.



### Goal 3: Support for Foster Youth

Using targeted services to improve attendance and graduation, and reduce suspensions.



### Goal 4: Foundational Learning Conditions

Maintaining programs that support basic needs and serve expelled youth.



### Goal 5: Equity & Reduced Suspensions (Focus Goal)

Reducing suspension rates for specific student groups through positive relationships and student voice.



# LCAP Goal 1

All students will demonstrate proficiency of grade-level content standards and will be prepared for college and/or career. (Priorities: 2, 4, 7, and 8)

## METRICS

|                        |           |
|------------------------|-----------|
| Outcome is Unknown     | <b>1</b>  |
| Outcome is in Progress | <b>17</b> |
| Outcome is Known       | <b>7</b>  |

## ACTIONS

|   |           |
|---|-----------|
| Not Implemented                           | <b>1</b>  |
| Planned, Ongoing or Partially Implemented | <b>17</b> |
| Fully Implemented                         | <b>1</b>  |

## EXPENDITURES

|                                 |                       |
|---------------------------------|-----------------------|
| Planned Expenditures            | <b>\$2,509,569.09</b> |
| Expenditures through 12/31/2025 | <b>\$930,224.56</b>   |

# LCAP Goal 2

In collaboration with staff and the community, students and families will be provided with services to address individual needs and support students in overcoming barriers impacting their education. (Priorities: 3, 5, and 6)

## METRICS

|                        |           |
|------------------------|-----------|
| Outcome is Unknown     | <b>5</b>  |
| Outcome is in Progress | <b>11</b> |
| Outcome is Known       | <b>0</b>  |

## ACTIONS

|   |           |
|---|-----------|
| Not Implemented                           | <b>0</b>  |
| Planned, Ongoing or Partially Implemented | <b>14</b> |
| Fully Implemented                         | <b>1</b>  |

## EXPENDITURES

|                                 |                     |
|---------------------------------|---------------------|
| Planned Expenditures            | <b>\$791,697.09</b> |
| Expenditures through 12/31/2025 | <b>\$134,851.77</b> |

# LCAP Goal 3

All foster youth will be provided a system of support that includes targeted services that address barriers impacting their education. Strengthening the system of support for foster youth will result in reduced suspension rates, improved attendance, and increased graduation rate. (Priority 10)

## METRICS

|                        |          |
|------------------------|----------|
| Outcome is Unknown     | <b>3</b> |
| Outcome is in Progress | <b>2</b> |
| Outcome is Known       | <b>7</b> |

## ACTIONS

|   |          |
|---|----------|
| Not Implemented                           | <b>0</b> |
| Planned, Ongoing or Partially Implemented | <b>4</b> |
| Fully Implemented                         | <b>0</b> |

## EXPENDITURES

|                                 |                     |
|---------------------------------|---------------------|
| Planned Expenditures            | <b>\$685,117.18</b> |
| Expenditures through 12/31/2025 | <b>\$309,513.75</b> |

# LCAP Goal 4

Continue to successfully implement programs that support basic conditions for learning (Priority 1) and expelled youth (Priority 9).

## METRICS

|                        |          |
|------------------------|----------|
| Outcome is Unknown     | <b>0</b> |
| Outcome is in Progress | <b>0</b> |
| Outcome is Known       | <b>5</b> |

## ACTIONS

|   |          |
|---|----------|
| Not Implemented                           | <b>0</b> |
| Planned, Ongoing or Partially Implemented | <b>1</b> |
| Fully Implemented                         | <b>4</b> |

## EXPENDITURES

|                                 |                    |
|---------------------------------|--------------------|
| Planned Expenditures            | <b>\$95,715.90</b> |
| Expenditures through 12/31/2025 | <b>\$51,307.42</b> |

# LCAP Goal 5 - Equity Multiplier

Within three years, JCCS will reduce rates of suspension for the following student groups: Hispanic/Latino, English Learners, Long-term English Learners, socio-economically disadvantaged students, students with disabilities, and students experiencing homelessness by implementing actions that promote relationships, student connectedness, and student voice. (Priority 6)

## METRICS

|                        |          |
|------------------------|----------|
| Outcome is Unknown     | <b>3</b> |
| Outcome is in Progress | <b>8</b> |
| Outcome is Known       | <b>0</b> |

## ACTIONS


|   |          |
|---|----------|
| Not Implemented                           | <b>0</b> |
| Planned, Ongoing or Partially Implemented | <b>6</b> |
| Fully Implemented                         | <b>0</b> |

## EXPENDITURES

|                                 |                     |
|---------------------------------|---------------------|
| Planned Expenditures            | <b>\$200,920.32</b> |
| Expenditures through 12/31/2025 | <b>\$90,883.17</b>  |

# Mid-Year Highlights

JCCS staff at  
their Back to  
School  
Kick-off!



# Mid-Year Highlights

One Community  
Action staff / case  
manager  
supporting  
students at  
FitzGerald.



# Mid-Year Highlights

**A Parent  
Engagement  
event led by  
Counselor Ms.  
Ambrocio and the  
Promotores.**



# Mid-Year Highlights



**Families enjoying  
dinner at Back to  
School Night at  
FitzGerald.**

# Mid-Year Highlights

Calming room  
at FitzGerald.




# Mid-Year Highlights

Student-created art as part of Red Ribbon week activities.



# Mid-Year Highlights

Beginning of the Year Liaison Retreat, a collaboration between Transitional Youth Services and YouthWell.



# Mid-Year Highlights



**TYS staff participating at the Basic Needs Resource Fair at Allan Hancock College in support of AHC students who also have children in local schools.**

# Next Steps



We are in the process of preparing for the Annual Review of the 2025-26 LCAP and a revised LCAP for the 2026-27 school year.

Over the next several months we will:

- Analyze all outcome data related to metrics identified in the current LCAP
- Evaluate the effectiveness of current LCAP goals and actions
- Meet with educational partners to gather feedback
- Review and possibly revise metrics and actions for the 2026-27 LCAP
- Present the 2025-26 Annual LCAP Update and the 2026-27 LCAP to the County Board for adoption in June

# Santa Barbara County Education Office



Thank you.