

Minutes of the Vance County Board of Education
Special Called Meeting
January 12, 2026

The Vance County Board of Education met in special session on January 12, 2026, at 4:00 p.m. in the Administrative Service Center Superintendent’s Conference Room. Board members present were Mrs. Dorothy W. Gooche, Chair, Mrs. Ayana F. Lewis, Vice-Chair, Mrs. Linda S. Cobb, Mrs. Gloria J. White, Dr. Omega T. Perry, Mr. Randy M. Oxendine, Mrs. Ruth M. Hartness and Mr. Jerry Stainback, School Board Attorney. Senior staff present were Dr. Cindy Bennett, Superintendent, Ms. Chelsa Jennings, Chief Human Resources Officer, Mr. Rey Horner, Executive Director for Student Services, Mr. John Suther, Chief Finance Officer, Dr. Destiney Ross-Putney, Chief Officer of Instruction and Innovation, and Mr. Kevin Perdue, Chief Operations.

Mrs. Lewis called the meeting to order at 4:00 p.m. and turned the meeting over to Dr. Bennett.

Dr. Bennett shared the purpose for the meeting is to discuss the financial constraints and reductions from the State and Federal Level and the next steps for the district.

- A. Potential Impact of Consolidation
Current Enrollment, Facility Usage, Staffing Impact

- B. Potential Impact of Reduction in Force
Current Vacancies, Positions that allow for financial gains/savings, Consideration of contract & contracted services

- C. Potential Impact of Furloughs
Value add by job classifications & potential savings

The Average Daily Membership (ADM) history was requested to show how the district receives funding from the State. Schools rely on State funding to pay bills and to keep the schools operating. Funding is collected by instructional usage and doesn’t include facility rentals. Per Pupil Expenditures for Fiscal Year 2025 is below.

Year	LEA ↑	LEA Name	State PPE	State Rank	Federal PPE	Federal Rank	Local PPE	Local Rank	Total PPE	Total Rank
2025	790	Rockingham County Schools	8,850.06	57	1,256.04	37	2,260.91	87	12,367.01	72
2025	800	Rowan-Salisbury Schools	8,427.36	72	1,517.37	25	2,676.90	59	12,621.63	67
2025	810	Rutherford County Schools	7,140.97	114	1,109.19	48	1,744.49	109	9,994.65	115
2025	820	Sampson County Schools	9,344.79	43	971.10	63	1,794.69	107	12,110.57	80
2025	821	Clinton City Schools	8,797.18	59	1,451.30	28	2,606.44	66	12,854.93	57
2025	830	Scotland County Schools	10,071.33	31	2,429.70	8	2,525.07	70	15,026.10	22
2025	840	Stanly County Schools	8,285.30	77	1,000.62	60	1,867.07	102	11,152.98	105
2025	850	Stokes County Schools	9,164.56	48	795.06	82	2,886.08	50	12,845.70	58
2025	860	Surry County Schools	8,786.89	60	934.20	65	1,895.05	100	11,616.14	96
2025	861	Elkin City Schools	9,412.21	40	449.64	110	2,443.08	75	12,304.93	77
2025	862	Mount Airy City Schools	9,433.46	39	1,198.34	39	2,606.53	65	13,238.33	49
2025	870	Swain County Schools	10,243.74	28	1,648.89	20	2,971.96	46	14,864.60	23
2025	880	Transylvania County Schools	9,399.49	42	755.21	87	4,152.80	15	14,307.50	34
2025	890	Tyrrell County Schools	18,403.19	2	2,850.06	5	2,363.24	80	23,616.48	2
2025	900	Union County Public Schools	7,204.97	113	322.22	115	3,132.09	37	10,659.28	110
2025	910	Vance County Schools	10,627.66	25	1,362.95	32	2,017.34	98	14,007.96	42

State Funding History & Projection

Fiscal Year	Allotted ADM	State Public School Funds Budget
2023-2024	4984	\$52,316,060
2024-2025	5103	\$53,715,750
2025-2026	4957	\$53,507,732
2026-2027**	4795	\$47,395,733

**Best 1 or 2 ADM that will be used for next year's state allotment

School/Site Name	% at Capacity	Year Built	Student Capacity	PMR 3 with PreK
Aycock	76.9	1994	460	354
Carver	52.21	1950	272	142
Clarke	66.21	2010	589	390
Dabney	65.29	1995	533	348
New Hope	47.27	1953	256	121
EO Young	53.43	1978	335	179
Pinkston	74.77	1962	329	246
EM Rollins	72.07	1959	512	369
LB Yancey	64.86	1951	313	203
Zeb Vance	68.93	1992	428	295
VCHS	68.81	1990	1,475	1,015
VCMS	49.51	1965	1,319	653
VCEC	109.60		198	217
STEM	76.75	1934	400	307
Advance Academy	50.67	1970	300	152
Vance Virtual		1934		121
Innovation Center		1934		
IT Support Center		1970		
ASC		1989		
Kerr-Tar Space - Est				
Maint/Transportation		1961		
Distribution Center		1923		
Young Warehouse		1957		
District Totals	66.23		7,719	5,112

PMR – Principal Monthly Report

New equipment can be moved if need be like the fitness and/or outdoor learning spaces. Staff will not lose their job but will be placed at other schools. Currently, there are 29.5 vacant positions within the district and the majority are elementary positions. Lead positions will not lose pay and if hold harmless is needed, the Board will make the decision for staff. Thirteen teachers will be affected that include seven from Carver and six from New Hope. The utility cost is high to keep facilities open and currently the fund balance is \$1.9 million, which is three months of operating expenses.

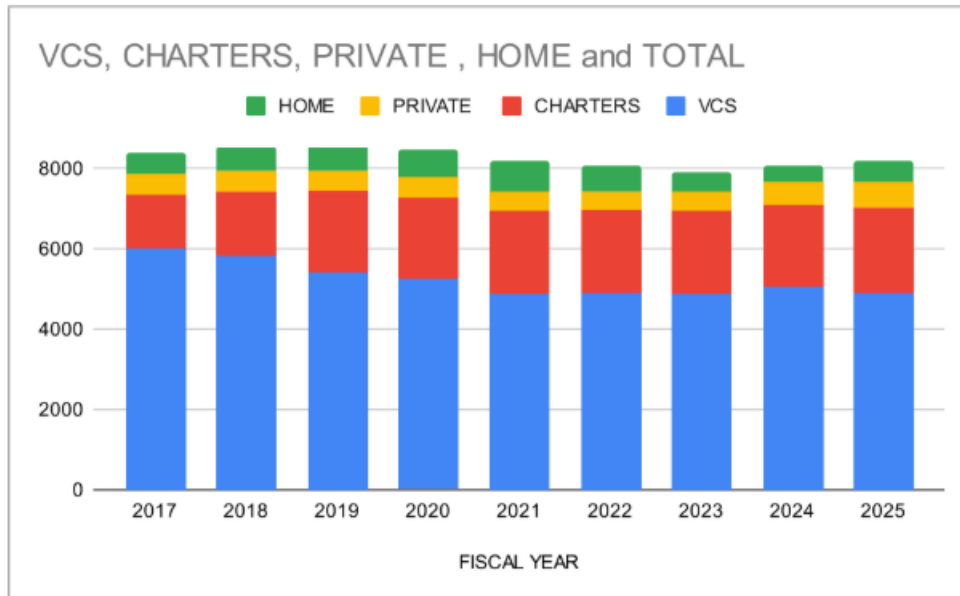
The district has frozen conference travel, staff are supporting vacant positions without receiving a stipend or salary increase, and staff are utilizing district vehicles when necessary for travel. The contract with Graduation Alliance for Advance Academy will not be renewed, and the State of NC still is without a budget. The district should be able to manage through June 20, 2026 but decisions need to be made before the 2026-2027 school year.

In the past 25 years, there has been a reduction of 3,034 ADM students in VCS.

School Year	Avg Daily Membership (ADM)
2000-01	7947
2001-02	8112
2002-03	8102
2003-04	8007
2004-05	7972
2005-06	7948
2006-07	7764
2007-08	7548
2008-09	7380
2009-10	7109
2010-11	6868
2011-12	6757
2012-13	6680
2013-14	6538
2014-15	6449
2015-16	6296
2016-17	6027
2017-18	5831
2018-19	5433
2019-20	5449
2020-21	4922
2021-22	4906
2022-23	4897
2023-24	5069
2024-25	4913

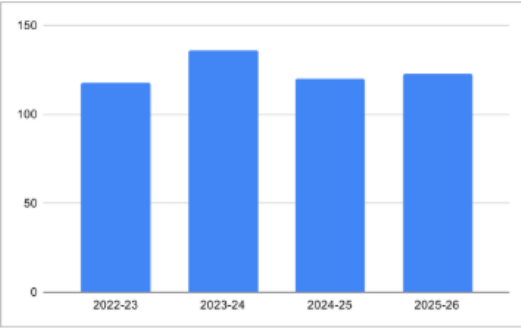
North Carolina Public Schools Statistical Profile

[https://apps.schools.nc.gov/apx212/f?p=145:1:::":](https://apps.schools.nc.gov/apx212/f?p=145:1:::)



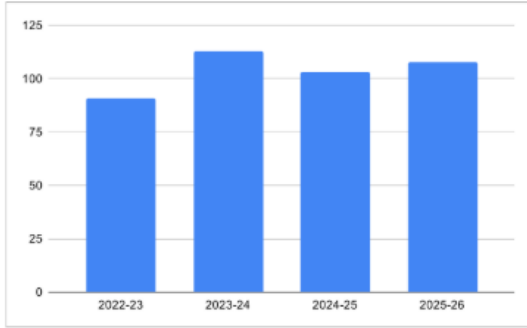
CARVER ELEMENTARY ADM HISTORY

School Year	ADM
2022-23	118
2023-24	136
2024-25	120
2025-26	123



NEW HOPE ELEMENTARY ADM HISTORY

School Year	ADM
2022-23	91
2023-24	113
2024-25	103
2025-26	108



Fiscal Year	VCS	Charters	Private	Home	Total
2025	4913	2112	665	504	8194
2024	5069	2036	561	411	8077
2023	4897	2033	516	461	7907
2022	4906	2068	467	640	8081
2021	4922	2043	447	762	8174
2020	5271	2015	487	685	8458
2019	5433	2042	489	632	8596
2018	5831	1583	524	609	8547
2017	6027	1304	522	541	8394

2026 PMR 1	4691	2320
2026 PMR 2	4784	2269
2026 PMR 3	4801	2263

Upon motion by Mr. Oxendine and seconded by Mrs. Hartness, the Board voted (4-3) to start the process of closing and consolidating Carver and New Hope Elementary Schools. Mrs. Lewis, Dr. Perry and Mrs. White voted against.

Being no further business, upon motion by Mr. Oxendine and seconded by Mrs. Lewis, the Board voted unanimously (7-0) to adjourn the meeting at 5:13 p.m.

BOARD CHAIR, AYANA F. LEWIS

SECRETARY, CINDY W. BENNETT