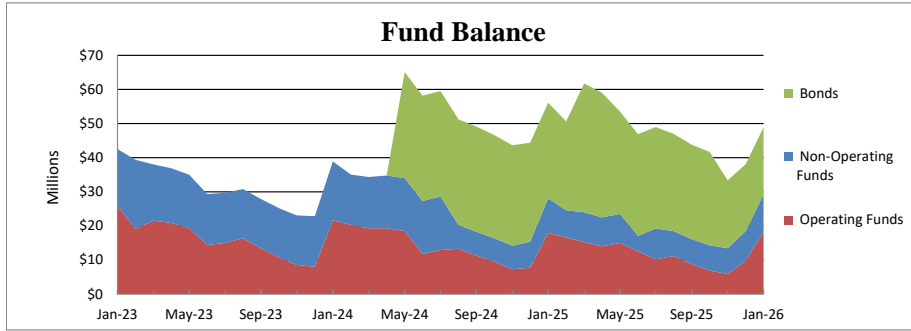
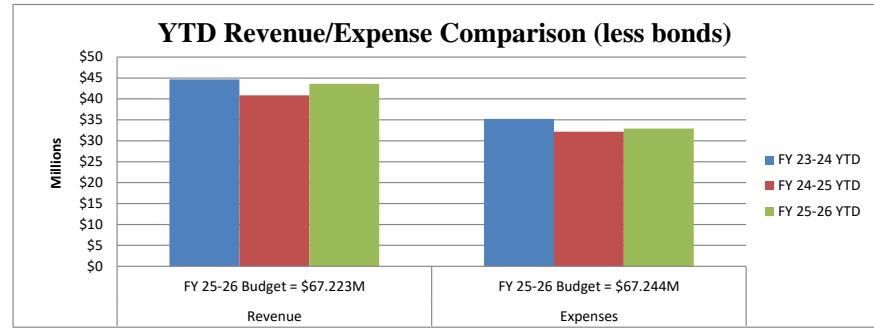


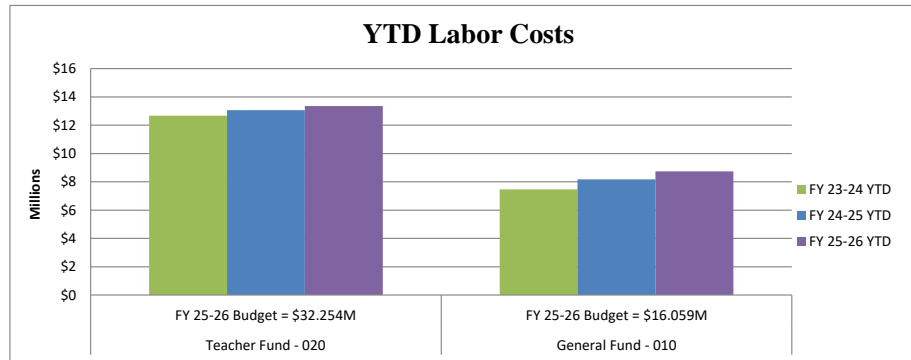
Lebanon R-3 Finance Dashboard
Month Ending January 31, 2026



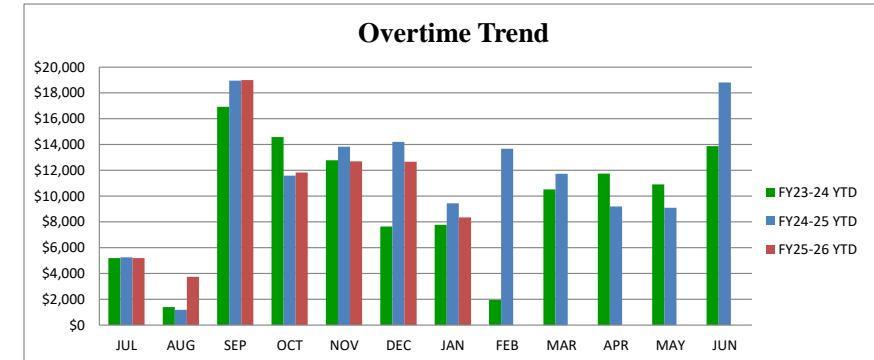
Fund Balance (in Millions)	<u>FY 22-23</u>	<u>FY 23-24</u>	<u>FY 24-25</u>	<u>FY 25-26</u>
Operating	\$ 25.856	\$ 21.636	\$ 17.960	\$ 18.218
Non-Operating Funds	\$ 16.678	\$ 17.295	\$ 10.125	\$ 11.052
Bonds	\$ -	\$ -	\$ 28.027	\$ 19.636
Total Fund Balance	\$ 42.535	\$ 38.932	\$ 56.111	\$ 48.906
Change from prior year		\$ (3.60)	\$ 17.18	\$ (7.20)



	<u>FY 23-24 YTD</u>	<u>FY 24-25 YTD</u>	<u>FY 25-26 YTD</u>	<u>Difference</u>
Revenue	\$ 44,674,258	\$ 40,876,026	\$ 43,624,567	\$ 2,748,541
Expenditures	\$ 31,038,543	\$ 35,222,792	\$ 32,180,713	\$ (3,042,079)



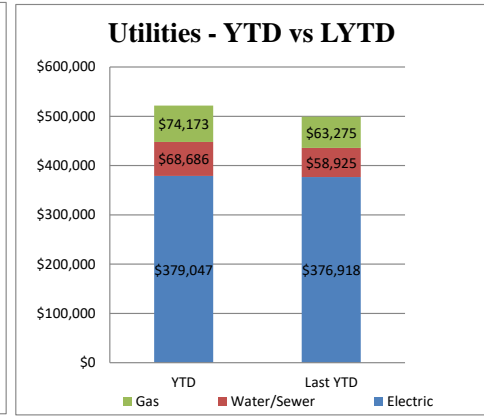
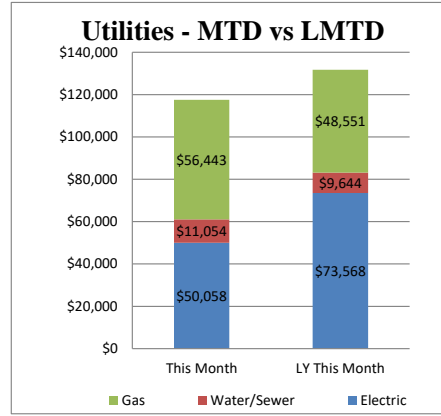
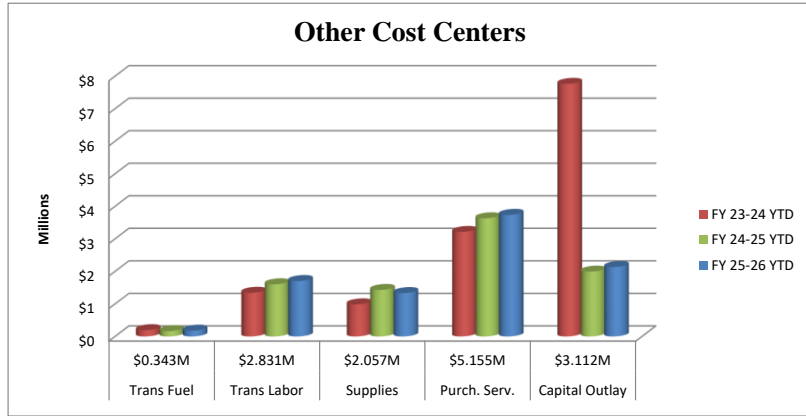
Labor	<u>FY 23-24 YTD</u>	<u>FY 24-25 YTD</u>	<u>FY 25-26 YTD</u>	<u>Difference</u>
Teacher Fund - 020	\$ 12,670,631	\$ 13,058,030	\$ 13,356,267	\$ 298,236
General Fund - 010	\$ 7,465,825	\$ 8,174,312	\$ 8,734,864	\$ 560,551
Total	\$ 20,136,456	\$ 21,232,343	\$ 22,091,130	\$ 858,788



Overtime	<u>FY23-24 YTD</u>	<u>FY24-25 YTD</u>	<u>FY25-26 YTD</u>	<u>Difference</u>
Overtime	\$ 66,287	\$ 74,452	\$ 73,486	\$ -1.30%

Overtime totals do not include the Transportation Department

Lebanon R-3 Finance Dashboard
Month Ending January 31, 2026



<u>Other Cost Centers</u>	<u>FY 25-26 Budget</u>	<u>FY 23-24 YTD</u>	<u>FY 24-25 YTD</u>	<u>FY 25-26 YTD</u>	<u>Difference</u>
Trans Fuel	\$0.343M	\$ 193,475	\$ 164,242	\$ 178,494	8.68%
Trans Labor	\$2.831M	\$ 1,342,095	\$ 1,602,966	\$ 1,703,837	6.29%
Supplies	\$2.057M	\$ 986,437	\$ 1,429,238	\$ 1,333,639	-6.69%
Purch. Serv.	\$5.155M	\$ 3,212,880	\$ 3,631,181	\$ 3,737,567	2.93%
Capital Outlay (less Bond)	\$3.112M	\$ 7,764,479	\$ 1,992,781	\$ 2,134,320	7.10%

<u>Utilities</u>	<u>FY 25-26 Budget</u>	<u>This Month</u>	<u>LY This Month</u>	<u>YTD</u>	<u>Last YTD</u>
Electric	\$ 581,705	\$ 50,058	\$ 73,568	\$ 379,047	\$ 376,918
Water/Sewer	\$ 96,739	\$ 11,054	\$ 9,644	\$ 68,686	\$ 58,925
Gas	\$ 198,281	\$ 56,443	\$ 48,551	\$ 74,173	\$ 63,275
Total	\$ 876,725	\$ 117,555	\$ 131,764	\$ 521,906	\$ 499,118