



Preparing for FY27 Budget Development

F. L. Stanton ES

GO Team Business Meeting

January 21, 2026

Agenda

- **Action Items** (*add items as needed*)
 - Approval of Agenda
 - Approval of Previous Minutes
 - Elect Swing Seat Member
 - 2025-2030 Strategic Plan (***After discussion***)
 - Ranked Strategic Plan Objectives (***After discussion***)
- **Discussion Items** (*add items as needed*)
 - Finalize 2025-2030 Strategic Plan
 - 2026-2027 Strategic Objectives Ranking
- **Information Items**
 - Principal's Report
 - CCRPI Results
 - Cluster Advisory Team Report
- **Announcements**
- **Public Comment**
- **Adjournment**

Action Items



APPROVAL OF THE
AGENDA



APPROVAL OF PREVIOUS
MINUTES



2025-2030 STRATEGIC
PLAN (*AFTER
DISCUSSION*)



RANKING STRATEGIC PLAN
OBJECTIVES (*AFTER
DISCUSSION*)

Discussion Items



Finalize the 2025-2030 Strategic
Plan



2026-2027 Strategic
Objectives *Rankings*



Finalizing the
2025-2030
School Strategic
Plan


In Our Last Meeting We...

2 Reviewed Our Proposed Mission and Vision for 2025-2030

North Atlanta High School's Proposed Updates to School Mission and Vision:

There were no proposed changes to our school's mission and vision.

MISSION STATEMENT
Through a nurturing culture that embraces diversity, promotes academic rigor, and fosters integrity, North Atlanta High School will develop inquiring, responsible, and caring young adults who will graduate ready for college and career.




VISION STATEMENT
North Atlanta High School, through holistic learning and collaboration among students, educators, families, and community, will foster an environment of critical thinkers who are globally and culturally aware.

11

3 Reviewed Our Proposed Goals for 2025-2030

North Atlanta High School's Proposed Goals for the 2025-2030 Strategic Plan:



- By 2030, the percentage of proficient and above learners as assessed by the GMAS EOC Algebra I (from 31% to 50%), Biology (from 51% to 60%), and Lit II will increase (to 60%).
- By 2030, the percentage of students NOT chronically absent will improve from 71% to 86%.
- By 2030, the percentage of English Learners with a Typical or High ACCESS Student Growth Percentile from 61.9% to 72.6%.
- By 2030, the percentage of students earning HS credit in AP, IB, or Dual Enrollment will increase from 58% to 65%.

12

4 Identified Our 2025-2030 Strategic Objectives

Aligning Your Objectives to the District's New Focus Areas

"Getting Back to Basics"

We Are Strengthening Our Instructional Core

- TBD- Strategic Objective
- TBD- Strategic Objective

We Are Caring For Every Child

- TBD- Strategic Objective
- TBD- Strategic Objective

We Are Sparking Student Curiosity

- TBD- Strategic Objective
- TBD- Strategic Objective

"Community of Believers"

Our Strength is Our Team

- TBD- Strategic Objective
- TBD- Strategic Objective

Our Responsibility is Shared

- TBD- Strategic Objective
- TBD- Strategic Objective

Our School Is Efficient & Effective

- TBD- Strategic Objective
- TBD- Strategic Objective

You will now move the Objectives (previously Priorities) you want to "Continue" to the appropriate Focus Area

- Use your 2020-2025 Strategic Plan, the APS 2025-2030 Strategic Plan (slide 7) and your school KPI sheet to help categorize your objectives. Please note:
 - Fostering Academic Excellence for All is likely aligned to "We Are Strengthening Our Instructional Core" or "We Are Sparking Student Curiosity"
 - Building a Culture of Student Support is likely aligned to "We Are Caring For Every Child"
 - Equipping & Empowering Leaders & Staff is likely aligned to "Our Strength is Our Team"
 - Creating a System of School Support is likely aligned to "Our Responsibility is Shared" or "Our School Is Efficient & Effective"

ATLANTA PUBLIC SCHOOLS



Today We Will... :

School Strategic Planning Process: Step 5

1 Review Data

2 Align Mission/Vision/Purpose

3 Confirm 2030 Goals

- Create CIP Goals to 2030
- Identify Additional Goals

4 Identify 2025-2030 Strategic Objectives

- Reflect on 2020-2025 Strategic Plan
- Review and Discuss Additional Objectives Going Forward

5 Approve Your Strategic Plan & Rank Your Strategic Objectives for FY27

Sample GO Team Business Meeting Cadence

Business Meeting 1:

- ✓ Review Data (*MAP, GMAS, Graduation Rate, CCRPI, etc.*)

Business Meeting 2:

- ✓ Review Data (School KPIs)
- Align Mission/Vision/ Purpose
- Confirm 2030 Goals

Business Meeting 3:

- ✓ Identify 2025-2030 Strategic Objectives

Business Meeting 4 :

- Approve Your Strategic Plan & Rank Your Strategic Objectives for FY27



5. Approve Strategic Plan & Rank Strategic Objectives for FY27 Budget Development

- Review and Discuss your school's 2025-2030 Strategic Plan
 - Action on your 2025-2030 Strategic Plan
- Review and Discuss your 2026-2027 Strategic Plan Objective Rankings
 - Action on the 2026-2027 Strategic Plan Objective Ranking

Mission

With a caring culture of EQUITY, trust, and collaboration, every FLS Tiger Scholar will advance to the next grade level or school-band, College and Career-Ready, empowered by innovative STEAM integrated education that fosters critical thinking, creativity, and problem-solving skills for 21st century!

F. L. Stanton Elementary School

2025-2030 Strategic Plan

Vision

Frank L. Stanton Elementary is a high-performing STEAM school where students embrace exploration, educators ignite curiosity, families actively engage in the educational journey, and the community trusts our dedication to fostering innovation and creativity in STEAM integrated education.

Strategic Goals

1 By 2030, the percentage of proficient and above learners as assessed by the GMAS EOG ELA will increase by 20% (# students) overall from 19% (2025) to 39% Sub Goal: Subgroups Black will increase by 20% from 15.7% (2025) to 35.7.

2 By 2030, the percentage of proficient and above learners as assessed by the GMAS EOG Math will increase by 20% overall from 22% (2025) to 42%. Sub Goal: Subgroups Black will increase by 20% from 13.6% (2025) to 23.6.

3 By 2030, the percentage of proficient and above learners as assessed by the GMAS EOG Science will increase by 15% overall from 28% (2025) to 43%. Sub Goal: Subgroups Black will increase by 15% from 26.5% (2025) to 41.5%.

4 By 2030, the CCRPI attendance rate will remain at or above 90%, by ensuring chronic absenteeism as determined by GADOE does not exceed 10% days absent for the student's enrollment period greater than 30 days, increasing 15% from 68% to

We Are Strengthening Our Instructional Core

Increase mastery of core content knowledge
Implement strategic writing initiative

Our Strength is Our Team

Create ongoing opportunities for staff to volunteer for leadership roles based on strengths and interest.
Increase staff capacity to provide high-quality, rigorous instruction

We Are Caring For Every Child

Sustain a school culture conducive to students' social, emotional, and learning needs

Our Responsibility Is Shared

Inform and engage community

We Are Sparking Student Curiosity

Ensure resources are provided to implement STEAM program model

Our School Is Efficient & Effective

Identify ways to systematically determine resources that are aligned to student need to support progress towards proficiency across content areas.



Action on the 2025-2030 Strategic Plan

The GO Team needs to **TAKE ACTION** (vote) on its new
2025-2030 Strategic Plan.

After the motion and a second, the GO Team may have additional
discussion. Once discussion is concluded, the GO Team will vote.

Discussion

Strategic Plan Objectives Ranking

The GO Team ranked its Strategic Plan Objectives in preparation for the 2026-2027 Budget Development Process (January–March 2026).

The ranked objectives will serve as budget parameters during FY27 budget discussions.

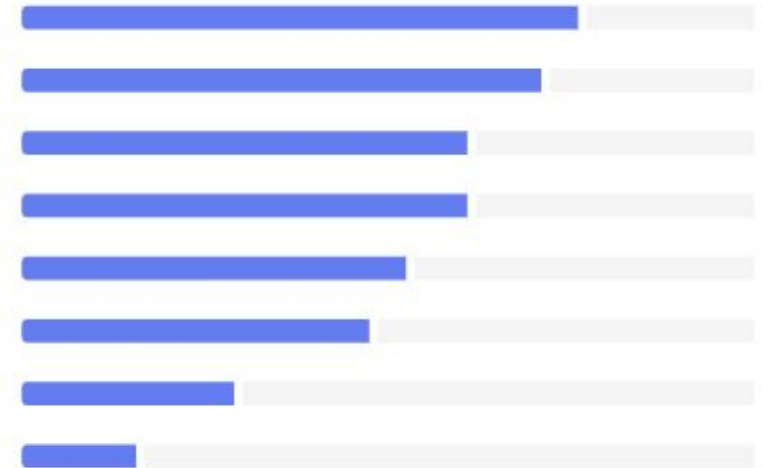
2026-2027 Strategic Plan Objectives Ranking


Higher



Lower

- 1 > Sustain a school culture conducive to students' social, emotional, and learning needs
- 2 > Increase mastery of core content knowledge
- 3 > Increase staff capacity to provide high-quality, rigorous instruction
- 4 > Identify ways to systematically determine resources that are aligned to student need to...
- 5 > Implement strategic writing initiative
- 6 > Ensure resources are provided to implement STEAM program model
- 7 > Inform and engage community
- 8 > Create ongoing opportunities for staff to volunteer for leadership roles based on strengths...





Action on the Strategic Plan Objectives Ranking

The GO Team needs to TAKE ACTION (vote) on its ranked Strategic Plan Objectives. After the motion and a second, the GO Team may have additional discussion. Once discussion is concluded, the GO Team will vote.

Where We're Going

During our next meeting the principal will present the proposed FY27 Budget for feedback and discussion.

Let the principal or the Chair know of any additional information you need for our next discussion.

What's Next?

• February

- GO Team Feedback Meeting(s) February
 - **GO Team Takes Action (votes)** on draft budget **before** the principal's staffing conference
- Cluster Superintendent Review
- HR Staffing Conferences (February 23– February 27)

• March

- Final GO Team Approval Meeting- **AFTER** your school's Staffing Conference and **BEFORE** Friday, March 13
 - **GO Team Takes Action (votes)** on final budget recommendation **before** March 13

Questions?



Information
Items



Principal's Report

CCRPI Results



Cluster Advisory Team Report

Principal's Report

GMAS RESULTS



CCRPI COMPONENTS

Weighted GMAS

All Students



**Content
Mastery**

4 & 5-Year
Grad Rates

**Graduation
Rate**

CCRPI

Readiness

Attendance,
Lexiles, etc.

Progress

Weighted SGPs
& ELP/ACCESS

**Closing
Gaps**

Weighted Subgroup
Flags

2024 to 2025 Comparison – Content Mastery

HOW DID THE SCHOOL
PERFORM ON CONTENT
MASTERY?

39.5

HOW DID THE SCHOOL
PERFORM ON CONTENT
MASTERY?

32.1 ↓ -7.4

HOW DID THE DISTRICT AND
STATE PERFORM?

DISTRICT SCORE
STATE SCORE

59.5
67.8

HOW DID THE DISTRICT AND
STATE PERFORM?

DISTRICT SCORE
STATE SCORE

62.4
68.0

HOW DID THE SCHOOL
PERFORM ON EACH CONTENT
AREA?

ENGLISH LANGUAGE ARTS
99.04% Participation Rate
MATHEMATICS
99.04% Participation Rate
SCIENCE
97.50% Participation Rate

39.21 ↑ +10.28
40.35
37.88 ↑ +22.17

HOW DID THE SCHOOL
PERFORM ON EACH CONTENT
AREA?

ENGLISH LANGUAGE ARTS
100.00% Participation Rate
MATHEMATICS
100.00% Participation Rate
SCIENCE
100.00% Participation Rate

26.22 ↓ -12.99
36.59 ↓ -3.76
36.36 ↓ -1.52

CCRPI COMPONENTS

Weighted GMAS

All Students

**Content
Mastery**

4 & 5-Year
Grad Rates

**Graduation
Rate**

CCRPI

Readiness

Attendance,
Lexiles, etc.

Progress

**Closing
Gaps**

Weighted SGPs
& ELP/ACCESS

Weighted Subgroup
Flags

2024 – 2025 Comparison – Closing Gaps

HOW DID THE SCHOOL PERFORM ON CLOSING GAPS?

100.0

HOW DID THE SCHOOL PERFORM ON CLOSING GAPS?

0.0 ↓ -100.0

HOW DID THE DISTRICT AND STATE PERFORM?

DISTRICT SCORE 86.8
STATE SCORE 100.0

HOW DID THE DISTRICT AND STATE PERFORM?

DISTRICT SCORE 100.0
STATE SCORE 75.0

	English Language Arts	Mathematics	Science
ALL STUDENTS			
AMERICAN INDIAN / ALASKAN NATIVE			
ASIAN / PACIFIC ISLANDER			
BLACK			
HISPANIC			
MULTI-RACIAL			
WHITE			
ECONOMICALLY DISADVANTAGED			
ENGLISH LEARNERS			
STUDENTS WITH DISABILITY			

	English Language Arts	Mathematics	Science
ALL STUDENTS			
AMERICAN INDIAN / ALASKAN NATIVE			
ASIAN / PACIFIC ISLANDER			
BLACK			
HISPANIC			
MULTI-RACIAL			
WHITE			
ECONOMICALLY DISADVANTAGED			
ENGLISH LEARNERS			
STUDENTS WITH DISABILITY			

CCRPI COMPONENTS

Weighted GMAS

All Students

**Content
Mastery**

4 & 5-Year
Grad Rates

**Graduation
Rate**

CCRPI

Readiness

Attendance,
Lexiles, etc.

Progress

Weighted SGPs
& ELP/ACCESS

**Closing
Gaps**

Weighted Subgroup
Flags

2024 -2025 Comparison - Progress

HOW DID THE SCHOOL
PERFORM ON PROGRESS?

92.3 ↓ -6.2

HOW DID THE SCHOOL
PERFORM ON PROGRESS?

86.4 ↓ -5.9

HOW DID THE DISTRICT AND
STATE PERFORM?

DISTRICT SCORE	86.0
STATE SCORE	86.2

HOW DID THE DISTRICT AND
STATE PERFORM?

DISTRICT SCORE	88.3
STATE SCORE	86.1

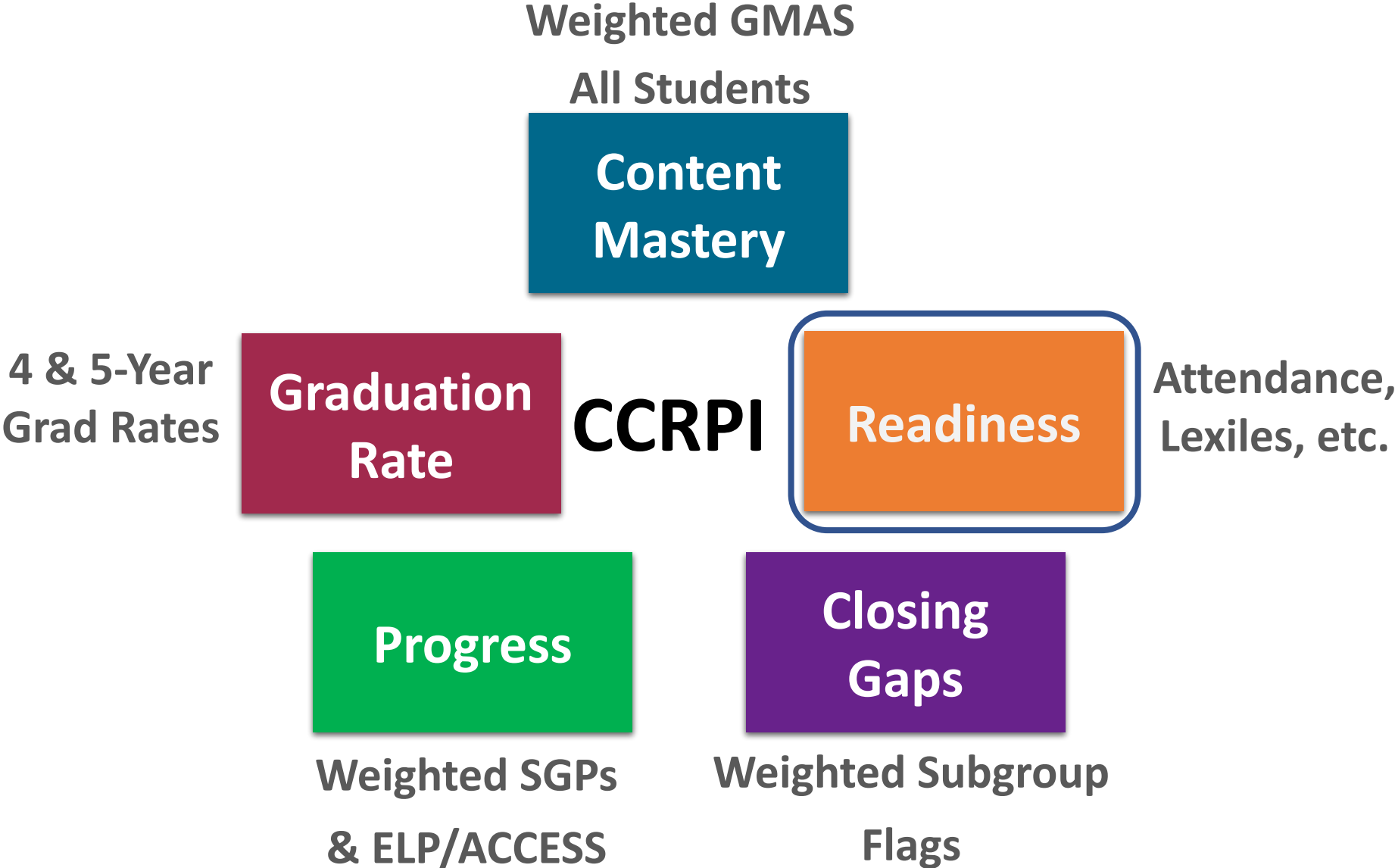
HOW DID THE SCHOOL
PERFORM ON EACH
INDICATOR?

ENGLISH LANGUAGE ARTS	90.33 ↓ -9.67
MATHEMATICS	94.35 ↓ -2.72
PROGRESS TOWARDS ENGLISH LANGUAGE PROFICIENCY	N/A

HOW DID THE SCHOOL
PERFORM ON EACH
INDICATOR?

ENGLISH LANGUAGE ARTS	73.69 ↓ -16.64
MATHEMATICS	99.14 ↑ +4.79
PROGRESS TOWARDS ENGLISH LANGUAGE PROFICIENCY	N/A

CCRPI COMPONENTS



2024 -2025 Comparison - Readiness


HOW DID THE SCHOOL
PERFORM ON READINESS?

66.6  +1.1

HOW DID THE DISTRICT AND
STATE PERFORM?

DISTRICT SCORE	76.7
STATE SCORE	83.2

HOW DID THE SCHOOL
PERFORM IN EACH AREA OF
READINESS?

AT OR ABOVE GRADE-LEVEL READING	50.00%	 +10.78
+ View AT OR ABOVE GRADE-LEVEL READING data		
STUDENT ATTENDANCE	49.77%	 -7.65
BEYOND THE CORE	100.00%	 no change
+ View BEYOND THE CORE data		




HOW DID THE SCHOOL
PERFORM ON READINESS?

63.7  -2.9

HOW DID THE DISTRICT AND
STATE PERFORM?

DISTRICT SCORE	78.3
STATE SCORE	84.1

HOW DID THE SCHOOL
PERFORM IN EACH AREA OF
READINESS?

AT OR ABOVE GRADE-LEVEL READING	25.61%	 -24.39
+ View AT OR ABOVE GRADE-LEVEL READING data		
STUDENT ATTENDANCE	65.45%	 +15.68
BEYOND THE CORE	100.00%	 no change
+ View BEYOND THE CORE data		

SCHOOL UPDATES

- **January 28 – APTT--STEAM Showcase**
- **February 16 – 20 – Winter Break--No School**
- **March 16 – Early Release (11:15 AM Dismissal)**

Cluster Advisory Team Report

- **Charter System
Renewal**
- **FY27 Budget
Preparation**
- **Attendance**



ATLANTA
PUBLIC
SCHOOLS





Announcements





Thank you