

ODYSSEY



EARLY COLLEGE & CAREER OPTIONS



Class of 2026

**GRADUATION CEREMONY
IMPORTANT INFORMATION**

Thursday, May 21th

3:00PM (graduates must arrive at 1:45PM)

Ed Robson Arena, Colorado College

849 North Tejon Street

Seating for guests begins at 2:40PM

An illustration on the left side of the page shows several dark green graduation caps with yellow tassels. Some caps are being held by hands in dark green graduation gowns, while others are floating in the air. The background is a solid dark blue color.

table of contents

- P. 3 [Important Dates & Times](#)
- P. 4 [Graduation Day Checklist](#)
- P. 4 [Graduation Day Supplies](#)
- P. 5 [Graduation Day Agenda](#)
- P. 6 [Final Degree Check Instructions](#)
- P. 7 [Tips for Downtown Parking](#)
- P. 8 [Information from Colorado College](#)
- P. 9 [Ed Robson Clear Bag Policy](#)
- P. 10 [Accessibility](#)
- P. 11 [Arena Layout](#)
- P. 12 [Downtown Dining Options](#)
- P. 13 [D11 Promise - Pays for classes at PPSC after graduating](#)

Check out our website for graduation information and resources:

odyssey.d11.org/students/graduation-information

Important Dates & Times for Graduating Seniors

- **January 23, 2026** – DECEMBER GRADS – Send a final Degree Check (PDF form) to your Counselor. Instructions are at the end of this booklet.
- **February 6, 2026, 3:00-4:00 PM** – Senior Meeting for ALL seniors and December Graduates who plan to walk in May in mini-auditorium or join via [WebEx](#). **Parents Welcome!!**
- **March 15, 2026** – Deadline to apply for Spring semester Graduation from Pikes Peak State College
- **March 15, 2026** – Deadline to order your [Jostens Cap and Gown Package](#)
- **April 1, 2026** – ALL GRADUATES - complete [Graduation/Continuation Card](#) and ICAP
 - If you choose a college after completing the Graduation Card, Email Brenna.Naufel@d11.org and your counselor so the Slideshow and Program are accurate.
- **April 1, 2026** - Scholarships & Awards Submissions – [Submit all scholarships awarded](#) to you (including those you do not plan to accept) as you receive them.
 - Any submissions after April 1, 2026, will not be in the graduation program, but can be added to the class total. Please continue to submit any new scholarships awarded.
- **April 24, 2026** – Deadline to email Brenna.Naufel@d11.org photos for the graduation ceremony slideshow.
 - Your yearbook photo will be used unless you send one you would like to use specifically for the ceremony.)
- **May 8, 2026** - Pay unpaid debts (if any). Double-check your email for notifications of unpaid debt to Mrs. Vest in the business office.
- **May 11-May 16, 2026** - Turn in borrowed equipment to the media center including laptops, chargers, graphic calculators and textbooks. These items **MUST be returned** in order to pick up your cap & gown, cords, tassles, etc. from Mrs. Vest in the business office.
- **May 12, 2026** - Last day for Odyssey ECCO Seniors on Campus (TENTATIVE)
- **May 15, 2026 - SENIORS MORNING -IMPORTANT DAY - 8:00AM-11:15AM (SCHEDULE TENTATIVE)**
 - 8:00AM-9:15AM Senior Awards Ceremony in the large auditorium. (Families are welcome and encouraged to attend.) Photo ops immediately following ceremony.
 - 9:30AM-10:00AM MANDATORY Final Senior Meeting & Brunch in cafeteria (Families are invited to attend and receive important information about graduation.)
 - 10:00AM-11:15AM - Graduation Rehearsal in large gym
 - Laptop/borrowed equipment and books return and yearbook pick up station will be set up in large gym. Borrowed items must be returned in order to pick up graduation regalia.
- **May 16, 2026, 10:30AM** - [Pikes Peak State College Graduation](#): Broadmoor World Arena
- **May 18, 2026** - Notify Mr. Cooper if concerned about mispronunciation of your FULL NAME
- **May 21, 2026 - Graduation Ceremony** – Ceremony Begins at 3:00 PM
 - All graduating seniors are to report to the staging area at 1:45 PM

Checklist & Deadlines Summary Prior to Graduation

- March 15 - Apply to PPSC graduation (if applicable)
- March 15 - Order cap & gown
- April 1 - Graduation Card & ICAP completion
- April 24 - Email Mrs. Naufel (Brenna.Naufel@d11.org) graduation photos for presentation
- May 8 - Check with Library regarding unpaid debt - pay debts to Mrs. Vest in the business office
- May 11-16 - Return school property (media center) - get ticket to pick up graduation regalia from Mrs. Vest
- May 15 - Senior Morning - Awards Ceremony, Meeting, Brunch and Rehearsal. Return items/pick up regalia
- May 18 - Notify Mr. Cooper with name pronunciation if concerned about mispronunciation

Graduation Day Notes

GRADUATION SUPPLIES



IMPORTANT: Odyssey ECCO will not release caps, gowns, cords or tassels until the school property you have checked out is returned to the media center (laptops, chargers, graphic calculators, and/or textbooks). These can be returned May 11-May 16 or sooner if you are not utilizing them.

- Cap & gowns you have ordered from Jostens will be delivered to Odyssey and available for pick-up beginning May 11th from Mrs. Vest or at the May 15th Senior Meeting.
- Odyssey will provide cords and tassels.

OPTIONAL ITEMS

- Graduation announcements/photo card orders will be mailed to your home February or March (you will design these online at www.jostens.com by uploading your photos and information)
- Graduation yard signs - If you are interested, you can order yard signs through D11 Production & Printing. More information to come.
- Senior apparel orders are shipped to your home a few weeks after your order is placed.

Name Pronunciation

Mr. Cooper will be reading the first, middle, and last names of graduating seniors at the ceremony. Each graduating senior is requested to contact Mr. Cooper, room 251D, on or before May 19th if they think there is a possibility that their name might be mispronounced.

Obligations

Students should check with the media center for any obligations or fines via email (Kristin.Krull@d11.org). Pay all fines to Mrs. Vest in the business office in Room 251A. **All obligations MUST be paid on or BEFORE May 8th.**

Cell Phones

To keep our graduation ceremony dignified, please turn off your cell phone before entering the auditorium or leave it with a family member. Please remember that graduation is a formal ceremony!

Graduation Day Checklist

Please ensure you have all the following before coming to the graduation ceremony.

Dress warm - the ceremony is in an ice arena.

- Comfortable shoes - preferably nice-looking ones.
- Cap - without decorations.
- Tassel(s) - Odyssey ECCO tassel, you may also wear your PPSC tassel.
- Any honor cords, Odyssey ECCO or PPSC awarded cords.
- Any other regalia you have had approved by Mrs. Miller to wear.
- Gown – pressed/steamed and without creases if possible.
- Bobby pins – these help you keep your cap on your head.
- Cell Phone – Please remember to silence or turn off your phone during the ceremony.
- CLEAR BAG POLICY - Please note that Ed Robson Arena has a clear bag policy. See page 9 for details.

Agenda for Graduation Day

THURSDAY, MAY 21
GRADUATES ARRIVE - 1:45 PM
SEATING BEGINS - 2:40 PM
CEREMONY BEGINS - 3:00 PM

ENTRANCE - Graduates should utilize the Keller Family Entrance (northeast corner of the arena)

Graduates Arrive no later than 1:45 PM to the staging area

- Graduating seniors are to report to the Staging Area at 1:45 pm for rehearsal. Please arrive ready, as rehearsal begin **promptly at 2:00PM**.
- Professional photos will be taken as graduates cross and exit the stage. These photos will be available to purchase. Purchasing information will be shared when more details are available.

It is very important that all seniors be on time! Principal Miller will provide important procedural details pertaining to the ceremony. Graduating seniors need to hear these comments so they will know exactly what to do before, during, and after the ceremony.

Diploma Packet Distribution

- Every graduating senior who participates in the graduation ceremony will receive a diploma cover on stage, not their diploma.
- Information on picking up diplomas will be provided on graduation day inside of their diploma cover. Please contact Mrs. Crunkleton at 719-328-2031 or wendy.crunkleton@d11.org if you have any questions.

Proper Dress

Graduation is a family event and a dignified and formal occasion. **D11 dress code must be adhered to.** Business attire is highly recommended. Shorts, tennis shoes, T-shirts, and halter tops are discouraged. Dresses, dress slacks, dress shoes are highly encouraged. Corsages, boutonnieres, money or flower leis, or other similar family attire are not permitted. **D11 prohibits the decoration of caps** during the ceremony. If a student arrives with decorations, they will be given a replacement cap.

Graduation gowns are made of lightweight, disposable material. When you receive your gown, you should try it on and steam or iron it on a low setting. Students can pick-up their gown after returning their school property (laptops, chargers, calculators, books, etc.) on May 15th at the Senior Awards Ceremony/Meeting or any time throughout the week of May 11-16. Returns are made to the media center/library and pick-up of graduation regalia in the Odyssey Business Office.

Students may wear their D11 gown for the PPSC graduation. Mrs. Vest will have a PPSC tassel available with your gown purchase to wear at PPSC's graduation. **Both tassels may be worn** at Odyssey ECCO's graduation ceremony.

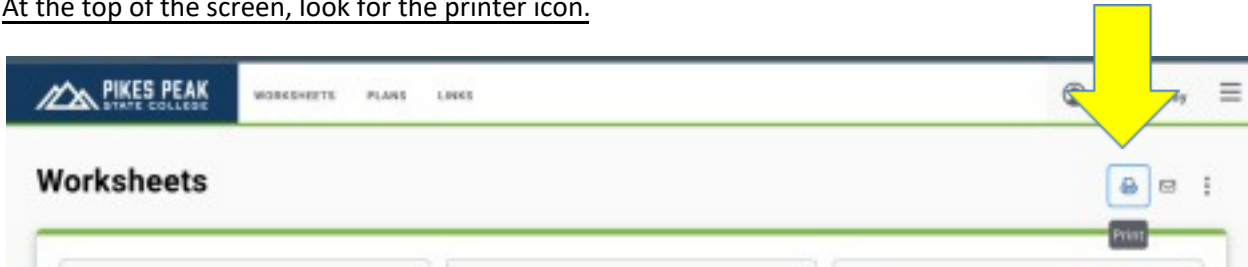
If you have any adornments that have not been awarded to you by Odyssey ECCO or Pikes Peak State College, you need to make an appointment with Mrs. Miller through Wendy Crunkleton at 719-328-2031. Any requests after April 30, 2026, will not be approved.

- ✗ **NO: Corsages or boutonnieres or other adornments are to be worn on the cap or gown.**
- ✗ **NO: Cap decorations. D11 prohibits this and we will be forced to have you wear a different one.**
- ✓ **YES: Dresses, dress slacks, and dress shoes are highly encouraged.**
- ✓ **YES: Clear bags only. All students and guests must adhere to the clear bag policy located on page 7.**

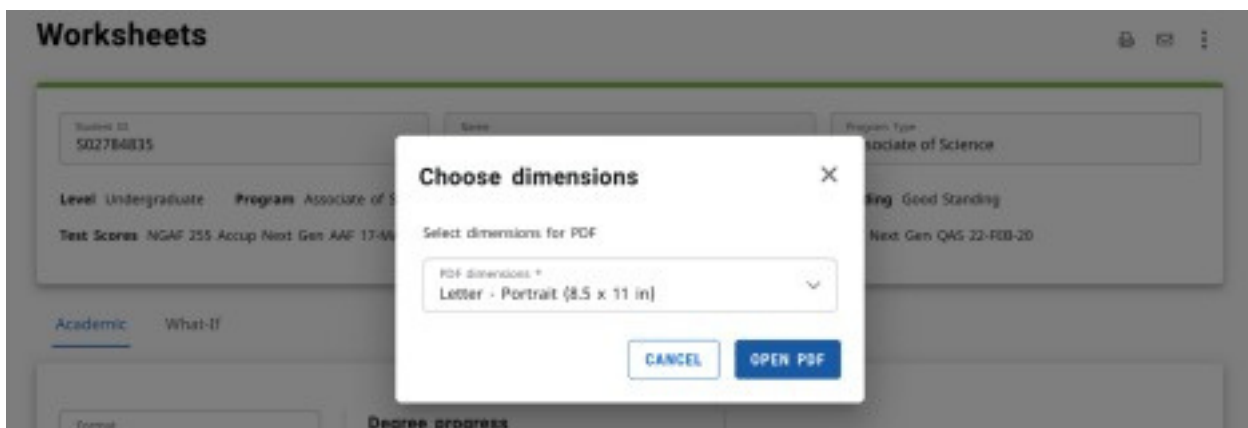
Degree Check Instructions

Login to your PPSC portal and find the “Student Grades & Records” tile. Click on “Degree Check”

At the top of the screen, look for the printer icon.



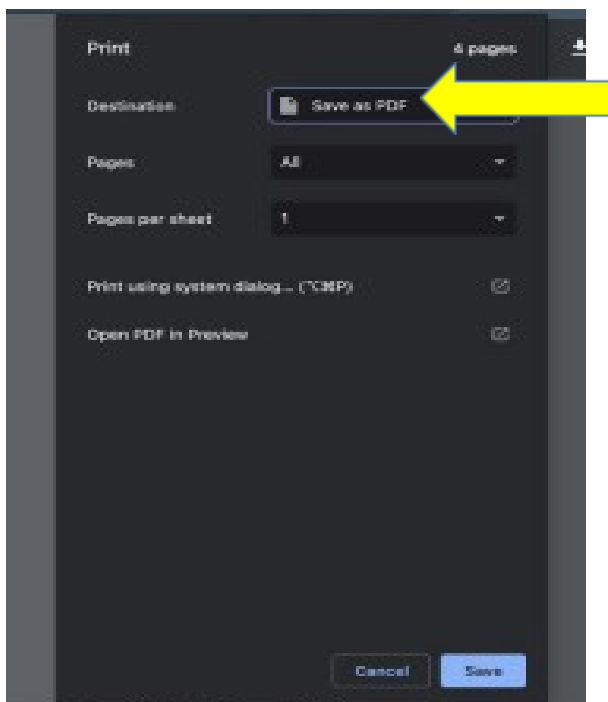
Click “Open PDF”



Click the Print button again.

Use the drop down to “Save as PDF” (Not “Print to PDF”)

Save the document to your computer and then email it to your counselor.



Tips for Downtown Parking

This is the CC Campus. Please note that some streets around the campus are either no parking OR permit parking. Do not park in permitted areas without a permit.

There is a parking structure at the arena. This is first come first served.

ADA accessibility information will be below, including parking.

The arena is circled on the map to the right. See this website for more detail.

<https://www.coloradocollege.edu/basics/campus/map/>



To the left is a map of downtown; there is a blue cap on Ed Robson Arena.

There are many restaurants along Tejon Street and on the side streets. Included is a short restaurant guide if you are looking for a lunch spot after graduation.

There are parking structures throughout downtown (two circled in red). If you park in one of those structures, you can take the **FREE** shuttle to graduation and won't have to navigate parking after the event. The shuttle is called the Zeb and the QR code below takes you to the schedule and stops. The shuttle starts at 7 am.

Info. about the ZEB Shuttle!



Think about parking in a downtown parking structure or on a side street. If you have a passenger who needs extra time, you can drop them off near the corner of Tejon and Dale and then go park. Enjoy all that downtown has to offer. There are a variety of places to get a meal after graduation together to make memories and celebrate.

Parking and Entrance

- Complimentary parking in attached garage, first come, first served
- Lot opens 90 minutes before ceremony start. Must exit immediately following.
- Additional ADA/limited mobility spots available on Tejon St.
- Enter through the arena main entrance or west concourse entrance within garage.

Prohibited Items

- Robson Arena has a clear bag policy.
- Bags must be clear or a small handheld cinch bag (smaller than 4.5" x 6.5").
- Single use/reusable water bottles are not permitted.
- No glass. This includes no glass gifts or vases.
- No balloons.

Concessions will be open. Ed Robson Arena is a cashless

Questions? Please visit www.EdRobsonArena.com/Contact or call
719-389-7065



ED ROBSON ARENA CLEAR BAG POLICY



APPROVED BAGS

- Bags that are clear and plastic that do not exceed 12" W x 12" H x 6" D.
- One gallon clear plastic freezer bag (Ziploc bag or similar)
- Small clutch bag approximately the size of a hand (6.5" W x 4.5 H x 1" D or smaller)
- All other bags are prohibited when entering the arena
- The only exceptions will be for approved medically necessary bags or equipment after inspection.
- Diaper bags are allowed but must be accompanied with a child.

CLEAR BAG



TRANSPARENT

PLASTIC STORAGE BAG



TRANSPARENT

SMALL CLUTCH BAG



NON-TRANSPARENT

PROHIBITED BAG EXAMPLES



BACKPACK



CAMERA BAG



TOTE BAG



PURSE



DRAWSTRING BAG

PROHIBITED ITEMS

ARTIFICIAL NOISE MAKERS, AUDIO/VIDEO RECORDING EQUIPMENT, CAMERAS WITH LENSES LARGER THAN 4" OR WITH DETACHABLE LENSES, BEACH BALLS, DRONES & GO-PROS, ALL SMOKING DEVICES/ITEMS, FIREWORKS OR ANY EXPLOSIVES, FOLDING CHAIRS, OUTSIDE FOOD & BEVERAGE, HELIUM BALLOONS, LASER POINTERS, PETS (EXCEPT FOR DOCUMENTED SERVICE ANIMALS), PROMOTIONAL ITEMS WITH COMMERCIAL IDENTIFICATION NOT APPROVED BY CC ATHLETICS, SELFIE STICKS, USE OF UMBRELLAS, WEAPONS OF ANY DESCRIPTION, EMPTY BEVERAGE CONTAINERS

OTHER ITEMS THAT, IN JUDGEMENT OF ARENA STAFF, POSE A HAZARD OR DIMINISH THE ENJOYMENT OF AN EVENT BY OTHER PATRONS SHALL BE PROHIBITED.



NO RE-ENTRY



Accessibility



**D11 graduations are accessible for all guests.
Below you will find some helpful details.**

ADA Accessible Parking

Parking for those who have appropriate permit on or in their vehicle is located on Tejon street between Cache La Poudre and Dale.

You may drop off guests who need a little extra time near the corner of Tejon and Dale before graduation.

Entering the Ed Robson Arena

Enter the building through the northwest corner.

There is an elevator on the main level located inside the front door.

Seating

There will be reserved seating at the top of the arena for those who need accessible seating and their family members. There will be signs indicating the areas.

Interpreters

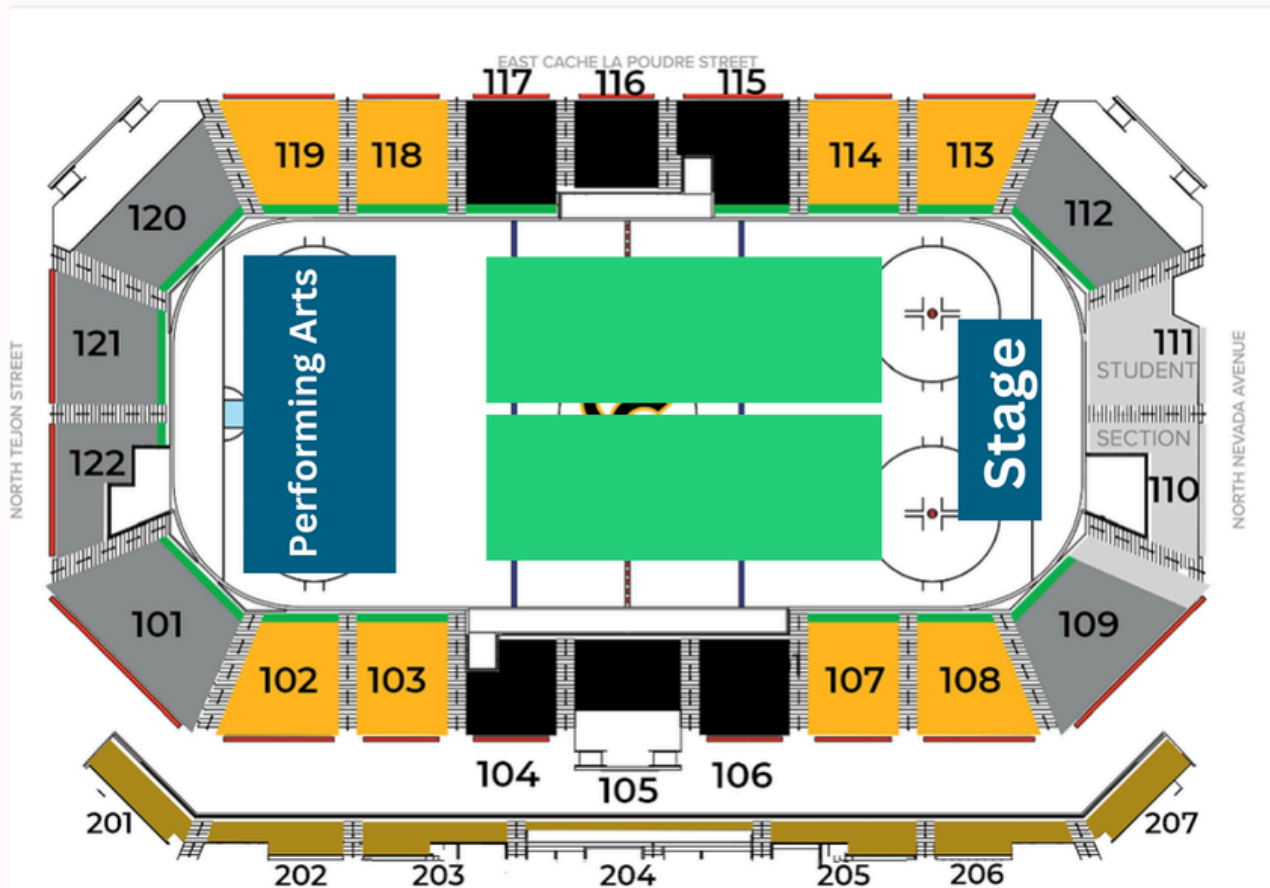


Sign Language Interpreters will be available and there will be signs directing you to the appropriate area.

D11 will also have translation headsets available for families and community members.

Arena Layout

Here is a layout to the arena. Graduates will be dropped off on the street level on the northeast corner. Friends and families will enter on the street level on the northwest corner. See the compass below for directional help.



Downtown Dining Options

ALL OF THE OPTIONS ARE OPEN FOR LUNCH AT 11 AM.
SOME SUGGEST A RESERVATION WHILE OTHERS DO NOT TAKE RESERVATIONS.

DOWNTOWN PARTNERSHIP ALSO HAS A PAGE TO CHECK OUT.
[HTTP://WWW.DOWNTOWNCS.COM/GRADUATION](http://www.downtowncs.com/graduation)



SOUTH OF THE BORDER OPTIONS

- **JOSE MULDOONS** 222 N. TEJON ST.
RESERVATIONS ACCEPTED (719)636-2311
[HTTPS://JOSEMULDOONS.COM/](https://josemuldoons.com/)
- **T-BYRDS TACOS** 218 N. TEJON ST.
CALL FOR BIG GROUPS (719) 375-3376
[HTTPS://WWW.TBYRDSTACOS.ORG/](https://www.tbyrdstacos.org/)
- **ZOCALO** 418 S. TEJON ST.
NO RESERVATIONS
[HTTPS://ZOCALOCOLORADO.COM/](https://zocalocolorado.com/)



PIZZA AND PASTA ARE ALWAYS A WIN

- **RASTA PASTA** 405 N. TEJON ST.
RESERVATIONS ACCEPTED (719)418-6888
- **PANINOS** 604 N. TEJON ST.
RESERVATIONS ACCEPTED (719)635-7452
[HTTPS://PANINOSDOWNTOWN.COM/](https://paninosdowntown.com/)
- **WHITE PIE** 330 S. NEVADA AVE.
RESERVATIONS ACCEPTED (719) 755-4144
[HTTPS://WHITEPIE.COM/#](https://whitepie.com/#)



GOOD OLD FASHIONED AMERICAN FARE

- **ODYSSEY GASTRO** PUB 311 N. TEJON ST.
RESERVATION ACCEPTED (719)999-5127
[HTTPS://WWW.ODYSSEYGASTROPUB.COM](https://www.odysseygastropub.com)
- **COLORADO CRAFT SOCIAL** 15 S. TEJON ST.
RESERVATION ACCEPTED (719)428-3002
[HTTPS://COLORADOCRAFTSOCIAL.COM/ABOUT/](https://coloradocraftsocial.com/about/)



A LITTLE BOUGIE

- **SUSHI ROW** 316 N. TEJON ST.
RESERVATIONS ACCEPTED (719)694-8877
[HTTPS://SUSHI-ROW.COM/](https://sushi-row.com/)
- **MACKENZIE'S CHOP HOUSE** 128 S. TEJON ST.
RESERVATIONS ACCEPTED (719) 635-3536
[HTTPS://WWW.MACKENZIESCHOPHOUSE.COM/](https://www.mackenzieschophouse.com/)

THE PATH TO D11 PROMISE

winter




Apply to PPSC and submit the FAFSA or CASFA

spring



Register for PPSC classes and graduate from high school

summer



Sign up for Promise Orientation

What all do you have to do to start your Promise scholarship?

fall



Attend Promise Orientation and start classes

QUICK CHECKLIST:

- Applied to Pikes Peak State College
- FAFSA/CASFA submitted
- Registered for PPSC classes
- Signed up for Promise Welcome Orientation

If you're an eligible District 11 graduate, the [D11 Promise](#) helps cover your tuition, fees, and some required course materials at Pikes Peak State College. This last-dollar scholarship steps in after your financial aid is applied, filling any tuition and fee gaps so you can attend college at no cost. With personalized coaching and built-in support, you'll stay focused on your future instead of your finances.

PIKES PEAK STATE COLLEGE

PROMISE PROGRAMS

D11 PROMISE

Promise Requirements

FINANCIAL AID REQUIREMENTS



FAFSA



CASFA

Promise scholars must be eligible for in-state tuition and have a completed FAFSA or CASFA before joining. Be sure to include Pikes Peak State College on your application. School Code: 008896

GRADUATION REQUIREMENTS



Learn more about D11 Promise

D11 Promise scholars must have earned a 2.5 GPA and a 90% attendance rate in high school. Students will need to have attended a D11 school for at least 1 year before graduating.

REGISTRATION REQUIREMENTS



Apply to PPSC



Register

Students must apply to PPSC and be registered for first semester classes before joining Promise. Students must enroll at PPSC within 16 months of graduating high school.

ORIENTATION REQUIREMENT

Students who wish to join Promise must attend a Welcome Orientation to learn about maintaining eligibility and to sign their Promise Pledge.