WILLOUGHBY-EASTLAKE CITY SCHOOL DISTRICT



ACCUMULATED MONTHLY FINANCIAL REPORT MONTH ENDED JANUARY 31, 2026

PREPARED BY:
Willoughby-Eastlake City Schools School District
Treasurer's Office
Nicholas E. Ciarniello, Treasurer/CFO

Table of Contents

General Fund Variance Report 1

Spending Plan Summary 2

Revenue vs Estimate Report 3

Expenditure vs Appropriation Report 5

Disbursement Summary Report 9

Cash Summary Report 22

Cash Reconciliation 29

Monthly Cash and Investments 30

RedTree Investment Summary 31

Willoughby-Eastlake City School District
General Fund Fund Balances
Variance Report January 31, 2026

	July	August	September	October	November	December	January	February	March	April	May	June
FY 2024	$ 47,268,460	$ 57,537,988	$ 52,020,692	$ 49,946,611	$ 43,184,558	$ 36,626,951	$ 30,651,987	$ 37,883,427	$ 30,285,904	$ 52,377,024	$ 45,505,534	$ 40,601,798
FY 2025	$ 53,252,855	$ 63,691,024	$ 58,483,005	$ 55,298,011	$ 47,717,716	$ 41,586,548	$ 34,938,822	$ 48,311,563	$ 66,716,808	$ 59,822,587	$ 39,225,085	$ 31,192,899
Est. FY26	$ 46,986,736	$ 59,518,681	$ 52,890,271	$ 50,151,127	$ 42,189,533	$ 35,075,792	$ 27,838,952	$ 36,096,242	$ 51,640,018	$ 45,985,727	$ 38,755,747	$ 34,336,386
Actual FY26	$ 36,220,186	$ 57,362,933	$ 51,056,001	$ 48,523,352	$ 41,080,606	$ 34,207,189	$ 27,343,853					

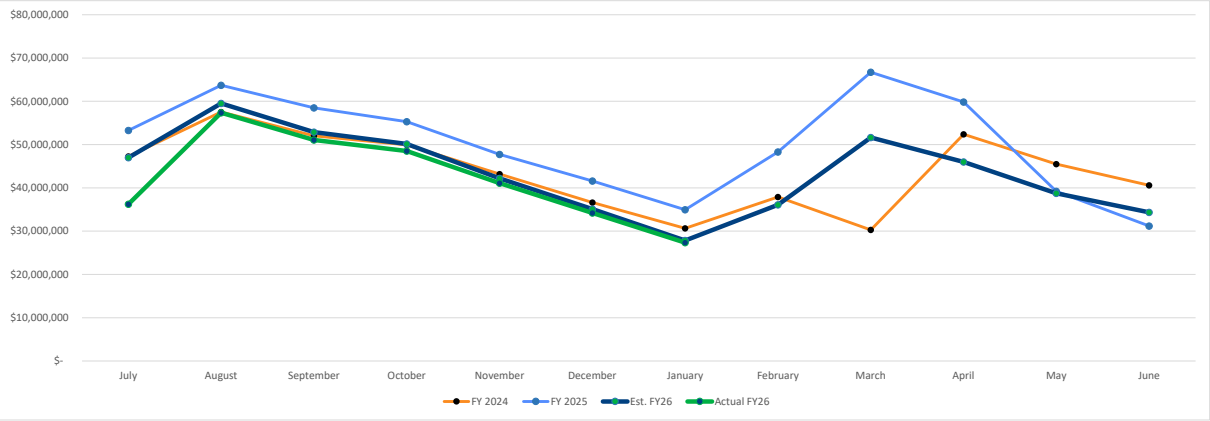

Willoughby-Eastlake City School District
General Fund Fund Revenues
Variance Report January 31, 2026

	July	August	September	October	November	December	January	February	March	April	May	June
FY 2024	$ 24,751,658	$ 43,841,827	$ 46,305,821	$ 52,963,965	$ 54,904,936	$ 56,886,878	$ 58,867,583	$ 74,892,382	$ 76,864,501	$ 108,056,575	$ 110,039,691	$ 116,425,758
FY 2025	$ 21,362,955	$ 41,473,846	$ 44,090,826	$ 50,133,498	$ 52,095,582	$ 54,748,533	$ 56,618,217	$ 79,533,902	$ 107,850,168	$ 109,975,810	$ 116,962,952	$ 119,789,159
Est. FY26	$ 25,138,494	$ 47,890,472	$ 50,184,793	$ 56,898,888	$ 59,028,268	$ 61,283,166	$ 63,528,436	$ 81,700,241	$ 107,434,424	$ 111,425,048	$ 113,769,452	$ 120,647,964
Actual FY26	$ 14,889,196	$ 44,757,946	$ 46,857,092	$ 53,822,067	$ 56,138,200	$ 58,146,171	$ 60,145,011					

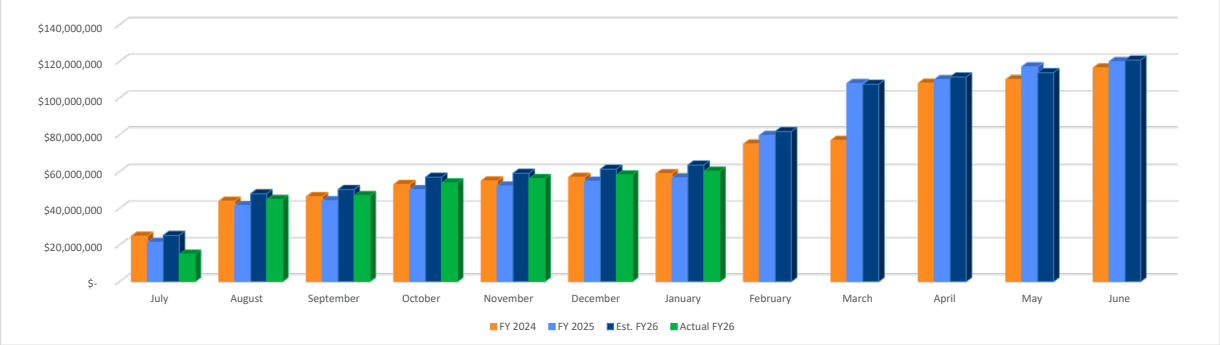

Willoughby-Eastlake City School District
General Fund Fund Expenditures
Variance Report January 31, 2026

	July	August	September	October	November	December	January	February	March	April	May	June
FY 2024	$ 8,940,344	$ 17,760,985	$ 25,742,275	$ 34,474,500	$ 43,177,525	$ 51,717,073	$ 59,672,742	$ 68,466,101	$ 78,035,743	$ 87,136,697	$ 95,991,303	$ 107,293,705
FY 2025	$ 8,695,448	$ 18,768,171	$ 26,193,170	$ 35,420,835	$ 44,963,213	$ 53,747,333	$ 62,264,744	$ 71,807,687	$ 81,718,709	$ 90,738,571	$ 118,323,215	$ 129,181,609
Est. FY26	$ 9,344,657	$ 19,564,690	$ 28,487,421	$ 37,940,660	$ 48,031,634	$ 57,400,273	$ 66,882,383	$ 76,796,898	$ 86,987,305	$ 96,632,220	$ 106,206,604	$ 117,504,477
Actual FY26	$ 9,861,908	$ 18,587,912	$ 26,993,989	$ 36,491,613	$ 46,250,493	$ 55,131,881	$ 63,994,057					

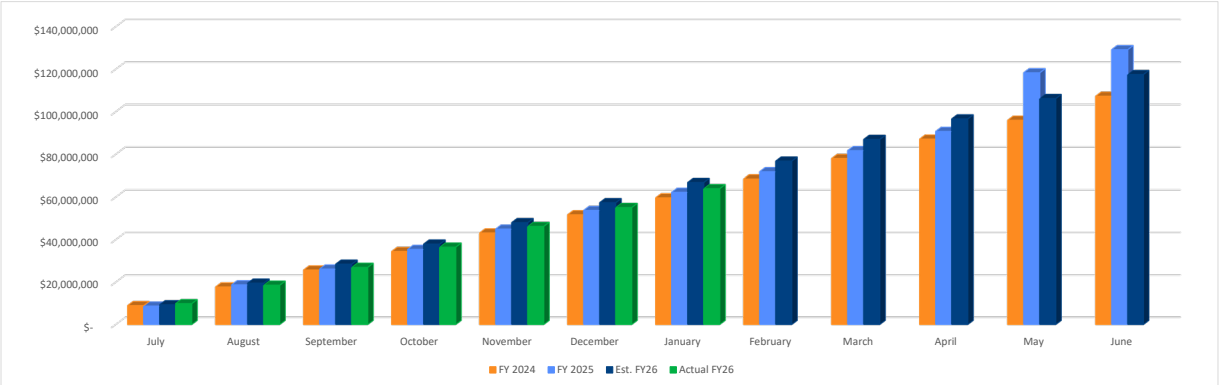

Willoughby-Eastlake City
Spending Plan Summary

ODE Line Number	Monthly Estimate	Monthly Actual	Monthly Difference	FYTDEstimate	FYTDActual	FYTDDifference
01.010 General Property (Real Estate)	$ 0.00	$ 0.00	$ 0.00	$ 38,789,981.00	$ 35,093,587.33	$ (3,696,393.67)
01.020 Tangible Personal Property Tax	0.00	0.00	0.00	4,128,599.00	4,179,453.44	50,854.44
01.030 Income Tax	0.00	0.00	0.00	0.00	0.00	0.00
01.035 Unrestricted Grants-in-Aid	1,527,002.00	1,625,507.10	98,505.10	10,211,493.00	10,390,032.95	178,539.95
01.040 Restricted Grants-in-Aid	105,772.00	110,806.49	5,034.49	784,372.00	815,372.82	31,000.82
01.045 Restricted Federal Grants-in-Aid - SFSF	0.00	0.00	0.00	0.00	0.00	0.00
01.050 State Reimbursement for Property Tax Credits	0.00	0.00	0.00	4,536,090.00	4,534,130.01	(1,959.99)
01.060 All Other Operating Revenue	612,496.00	262,324.12	(350,171.88)	4,012,272.00	4,117,388.64	105,116.64
01.070 Total Revenue	2,245,270.00	1,998,637.71	(246,632.29)	62,462,807.00	59,129,965.19	(3,332,841.81)
02.010 Proceeds from Sale of Notes	0.00	0.00	0.00	0.00	0.00	0.00
02.020 State Emergency Loans & Advancements (Approved)	0.00	0.00	0.00	0.00	0.00	0.00
02.040 Operating Transfers-In	0.00	0.00	0.00	0.00	0.00	0.00
02.050 Advances-In	0.00	0.00	0.00	1,000,629.00	1,000,628.79	(0.21)
02.060 All Other Financial Sources	0.00	202.07	202.07	65,000.00	14,416.93	(50,583.07)
02.070 Total Other Financing Sources	0.00	202.07	202.07	1,065,629.00	1,015,045.72	(50,583.28)
02.080 Total Revenues and Other Financing Sources	2,245,270.00	1,998,839.78	(246,430.22)	63,528,436.00	60,145,010.91	(3,383,425.09)
03.010 Personal Services	5,152,188.00	4,828,692.74	(323,495.26)	35,208,344.00	34,504,550.93	(703,793.07)
03.020 Employees' Retirement/Insurance Benefits	2,003,179.00	1,961,171.25	(42,007.75)	14,143,839.00	14,011,610.16	(132,228.84)
03.030 Purchased Services	2,013,072.00	1,795,145.13	(217,926.87)	10,900,318.00	10,157,316.12	(743,001.88)
03.040 Supplies and Materials	255,721.00	242,623.50	(13,097.50)	3,394,586.00	2,456,133.94	(938,452.06)
03.050 Capital Outlay	0.00	0.00	0.00	23,000.00	38,999.99	15,999.99
03.060 Intergovernmental	0.00	0.00	0.00	0.00	0.00	0.00
04.010 Debt Service: All Principal (Historical)	0.00	0.00	0.00	0.00	94,000.00	94,000.00
04.020 Debt Service: Principal-Notes	0.00	0.00	0.00	0.00	0.00	0.00
04.030 Debt Service: Principal - State Loans	0.00	0.00	0.00	0.00	0.00	0.00
04.040 Debt Service: Principal - State Advancements	0.00	0.00	0.00	0.00	0.00	0.00
04.050 Debt Service: Principal - HB 264 Loans	0.00	0.00	0.00	595,000.00	595,000.00	0.00
04.055 Debt Service: Principal - Other	0.00	0.00	0.00	94,000.00	0.00	(94,000.00)
04.060 Debt Service: Interest and Fiscal Charges	0.00	0.00	0.00	224,497.00	230,447.17	5,950.17
04.300 Other Objects	57,950.00	22,543.38	(35,406.62)	1,348,799.00	990,998.31	(357,800.69)
04.500 Total Expenditures	9,482,110.00	8,850,176.00	(631,934.00)	65,932,383.00	63,079,056.62	(2,853,326.38)
05.010 Operational Transfers - Out	0.00	0.00	0.00	950,000.00	915,000.00	(35,000.00)
05.020 Advances - Out	0.00	0.00	0.00	0.00	0.00	0.00
05.030 All Other Financing Uses	0.00	0.00	0.00	0.00	0.00	0.00
05.040 Total Other Financing Uses	0.00	0.00	0.00	950,000.00	915,000.00	(35,000.00)
05.050 Total Expenditure and Other Financing Uses	9,482,110.00	8,850,176.00	(631,934.00)	66,882,383.00	63,994,056.62	(2,888,326.38)
06.010 Excess Rev & Oth Financing Sources over(under) Exp & Oth F	(7,236,840.00)	(6,851,336.22)	385,503.78	(3,353,947.00)	(3,849,045.71)	(495,098.71)
07.010 Cash Balance-July1 -Excluding Proposed Renew/Replace & New	0.00	34,195,189.09	34,195,189.09	0.00	31,192,898.58	31,192,898.58
07.020 Cash Balance June 30	(7,236,840.00)	27,343,852.87	34,580,692.87	(3,353,947.00)	27,343,852.87	30,697,799.87
08.010 Estimated Encumbrances June 30	0.00	10,235,246.29	10,235,246.29	0.00	10,235,246.29	10,235,246.29

2

Willoughby-Eastlake City School District
Revenue vs Estimate Report
For The Month Ended January 31, 2026

SM-2 LINE #	RECEIPT CODE	REVENUE SOURCE	FISCAL YR 2026 ESTIMATE	58.33% FYTD ACTUAL	% OF FISCAL YR 2026 ESTIMATE
Revenues:					
1.010	1111	General Property Tax (Real Estate)	$ 74,997,328	$ 35,093,587	46.79%
1.020	1122	Public Utility Tangible Tax	$ 8,821,882	$ 4,179,453	47.38%
1.035	3110	State Foundation	$ 17,500,437	$ 9,948,993	56.85%
1.035	3190	Other Unrestricted Grants-In-Aid Casino	452,628	441,040	97.44%
			$ 17,953,065	$ 10,390,033	57.87%
1.040	3211	Economic Disadvantaged Funding	$ 818,520	$ 477,229	58.30%
1.040	3215	Career Technical Education Funding	74,775	43,688	58.43%
1.040	3216	Gifted Education Funding	126,303	76,019	60.19%
1.040	3217	English Learner Funding	14,424	8,651	59.97%
1.040	3218	Student Wellness and Success Funding	280,436	165,115	58.88%
1.040	3219	State Subsidy - Science of Reading	48,011	44,670	93.04%
			$ 1,362,469	$ 815,373	59.85%
1.050	3131	10% and 2.5% Rollback	$ 7,604,236	$ 3,794,506	49.90%
1.050	3132	Homestead Exemption	1,464,148	739,624	50.52%
			$ 9,068,384	$ 4,534,130	50.00%
1.060	1221	Tuition Regular School-Other Districts	$ 350,000	$ 258,946	73.98%
1.060	1223	Tuition, Other Districts-Special Education	205,307	91,238	44.44%
1.060	1229	Excel TECC Tuition	1,080,000	549,532	50.88%
1.060	1290	College Credit Plus	10,000	-	0.00%
1.060	1410	Interest on Investments	2,957,200	1,691,028	57.18%
1.060	1635	Pay-to-Participate Fees	175,000	105,040	60.02%
1.060	1710	Preschool Snack Fees	3,200	4,505	140.78%
1.060	1730	Sale of Textbooks	500	-	0.00%
1.060	1740	Class Fees	343,000	140,100	40.85%
1.060	1810	Rental Income	200,000	14,301	7.15%
1.060	1820	Donations	5,000	1,253	25.05%
1.060	1832	Services Provided to Mayfield	7,000	-	0.00%
1.060	1840	School Latch Key	140,000	88,435	63.17%
1.060	1860	Fines-lost/replaced/damaged Books	17,000	5,640	33.18%
1.060	1880	Compensation for Prop. Tax Exemption	700,000	363,670	51.95%
1.060	1899	Other Revenue & Miscellaneous	1,081,000	796,257	73.66%
1.060	1934	Insurance Proceeds	30,000	7,442	24.81%
			$ 7,304,207	$ 4,117,389	56.37%
		Total Revenue	**$ 119,507,335**	**$ 59,129,965**	**49.48%**

Willoughby-Eastlake City School District
Revenue vs Estimate Report
For The Month Ended January 31, 2026

SM-2 LINE #	RECEIPT CODE	REVENUE SOURCE	FISCAL YR 2026 ESTIMATE	58.33% FYTD ACTUAL	% OF FISCAL YR 2026 ESTIMATE
Other Financing Sources:					
2.040	5100	Transfers In	$ -	$ -	0.00%
2.050	5220	Advances In	1,000,629	1,000,629	100.00%
2.060	1933	Sale of Personal Property	25,000	14,202	56.81%
2.060	5300	Refund of Prior Year Expenditure	115,000	215	0.19%
		Total Other Financing Sources	**$ 1,140,629**	**$ 1,015,046**	**88.99%**
		Total Revenue and Other Financing Sources	**$ 120,647,964**	**$ 60,145,011**	**49.85%**

Willoughby-Eastlake City School District
Expenditure vs Appropriation Report
For The Month Ended January 31, 2026

SM-2 LINE #		EXPENDITURES	PERMANENT APPROPRIATION FISCAL YR 2026	58.33% FYTD 2026 ACTUAL	% OF PERMANENT APPROPRIATIONS FISCAL YR 2026
	111	Certified Employees Salary	$ 46,709,458	$ 26,463,557	56.66%
	112	Sub Teachers	1,500,000	707,111	47.14%
	113	Extra Duty/Supplemental Teachers	1,330,815	569,417	42.79%
	119	Other Certified - Meetings, Events, etc.	493,855	212,294	42.99%
	139	Other Salary - Certified	5,000	-	0.00%
	141	Classified Support Employees	10,492,426	6,154,390	58.66%
	142	Sub Employees	198,785	141,307	71.09%
	143	Extra Duty/Supplemental Classified	417,481	114,080	27.33%
	144	Overtime	169,841	97,525	57.42%
	149	Additional Hours	80,360	40,619	50.55%
	171	Board Members	15,000	4,250	28.33%
3.010		**SALARIES & WAGES**	**$ 61,413,019**	**$ 34,504,551**	**56.18%**
	211	STRS Retirement	$ 7,203,864	$ 4,208,667	58.42%
	212	STRS Retirement Pick-Up	813,396	455,844	56.04%
	213	Medicare Tax Payments	981,511	534,954	54.50%
	221	SERS Retirement	1,962,807	1,241,472	63.25%
	222	SERS Retirement Pick-Up	64,190	35,164	54.78%
	231	Tuition Reimbursement	15,000	-	0.00%
	232	Uniform, Tools and Equipment Reimb.	65,352	41,821	63.99%
	239	Insurance Waiver	325,933	190,591	58.48%
	241	Medical Insurance - Certified	9,709,018	5,663,317	58.33%
	242	Life Insurance - Certified	105,867	65,152	61.54%
	251	Medical Insurance - Classified	2,608,415	1,524,207	58.43%
	252	Life Insurance - Classified	16,183	12,768	78.90%
	260	Workers Compensation	221,500	-	0.00%
	270	Deferred Compensation	45,450	29,701	65.35%
	281	Unemployment Compensation	12,349	7,953	64.40%
3.020		**FRINGES**	**$ 24,150,835**	**$ 14,011,610**	**58.02%**
	411	Instructional Services	$ 297,600	$ 211,375	71.03%
	412	Instructional Improvement Services	58,563	16,293	27.82%
	413	Health Services	428,700	199,670	46.58%
	414	Staff Services	12,800	3,109	24.29%
	415	Management Services	138,931	70,856	51.00%
	416	Data Processing	200,957	165,824	82.52%
	417	Statistical Services	21,000	10,035	47.79%
	418	Professional/Legal Services	500,286	238,304	47.63%
	419	Other Professional Services	601,840	285,878	47.50%
	422	Garbage Removal & Cleaning	95,795	47,464	49.55%

Willoughby-Eastlake City School District
Expenditure vs Appropriation Report
For The Month Ended January 31, 2026

SM-2 LINE #		EXPENDITURES	PERMANENT APPROPRIATION FISCAL YR 2026	58.33% FYTD 2026 ACTUAL	% OF PERMANENT APPROPRIATIONS FISCAL YR 2026
400'S CONTINUED					
	423	Repairs	$ 414,037	$ 190,425	45.99%
	425	Rental Contracts/Agreements	64,300	35,970	55.94%
	426	Copier Lease	109,748	55,051	50.16%
	429	Other Property Services	722,755	327,665	45.34%
	439	Professional Meetings/Travel	465,511	159,719	34.31%
	441	Telephones	56,100	25,113	44.77%
	443	Postage	66,550	30,457	45.77%
	444	Postage Machine Rental	3,500	1,640	46.87%
	446	Advertising	3,100	2,204	71.09%
	447	Internet Access Service	125,037	71,854	57.47%
	451	Electric	1,848,700	890,424	48.16%
	452	Water/Sewage	180,000	62,527	34.74%
	453	Gas Heat	568,509	266,038	46.80%
	461	Printing	127,696	63,745	49.92%
	469	Other Trade Services	93,350	74,510	79.82%
	471	Tuition - Other Districts Regular	370,020	136,178	36.80%
	473	Tuition - Private Facility	40,000	1,566	3.91%
	474	Tuition - Excess Costs	350,200	456,001	130.21%
	475	Special Education Tuition - Other Dist.	1,356,790	657,295	48.44%
	476	Excel TECC Payments	1,598,434	464,791	29.08%
	479	Other Tuition - Post Secondary	365,000	64,701	17.73%
	483	Transportation Service	8,453,507	3,734,391	44.18%
	484	Payment in Lieu of Transportation	100,000	543	0.54%
	485	Transportation - Enrichment	1,811,335	909,174	50.19%
	486	Transportation - Extracurricular	252,551	129,525	51.29%
	499	Other Purchased Services	128,450	97,000	75.52%
3.030		**PURCHASED SERVICES**	**$ 22,031,652**	**$ 10,157,316**	**46.10%**
	511	Instructional-Materials/Supplies	$ 881,604	$ 258,440	29.31%
	512	Office-Materials/Supplies	73,875	23,456	31.75%
	514	Health & Hygiene Supplies	19,830	4,546	22.92%
	516	Software Materials	1,272,196	1,093,085	85.92%
	517	Computer Supplies	100,971	42,468	42.06%
	519	Other Supplies	1,200	488	40.67%
	521	Textbooks	1,000	-	0.00%
	525	Online Materials	1,500	-	0.00%
	526	College Credit Plus Textbooks	99,596	48,178	48.37%
	531	Library Books	600	-	0.00%
	542	Periodicals	259	69	26.47%

Willoughby-Eastlake City School District
Expenditure vs Appropriation Report
For The Month Ended January 31, 2026

SM-2 LINE #		EXPENDITURES	PERMANENT APPROPRIATION FISCAL YR 2026	58.33% FYTD 2026 ACTUAL	% OF PERMANENT APPROPRIATIONS FISCAL YR 2026
500'S CONTINUED					
	546	Digital Subscriptions	$ 12,170	$ 10,045	82.54%
	551	Supplies for Resale	588,645	430,939	73.21%
	569	Other - Food Expense	45,259	11,844	26.17%
	571	Grounds - Supplies	44,988	29,648	65.90%
	572	Maintenance - Supplies	333,393	189,946	56.97%
	573	Custodial - Supplies	58,321	14,915	25.57%
	581	Vehicle Supplies	10,000	-	0.00%
	582	Gasoline	651,000	205,063	31.50%
	590	Other Supplies & Materials	305,380	93,005	30.46%
3.040		**SUPPLIES, MATERIALS & TEXTS**	**$ 4,501,787**	**$ 2,456,134**	**54.56%**
	630	Improvements	$ 23,500	$ 23,500	100.00%
	645	Capitalized Equipment	28,164	15,500	55.03%
	650	Vehicles	1,000	-	0.00%
3.050		**TOTAL CAPITAL OUTLAY**	**$ 52,664**	**$ 39,000**	**74.05%**
4.055	811	Serial Bonds - Principal	$ 94,000	$ 94,000	100.00%
4.055	812	Short Term Notes - Principal	264,470	-	0.00%
4.050	814	Loans for Energy Conservation - Principal	595,000	595,000	100.00%
		PRINCIPAL PAYMENTS	**$ 953,470**	**$ 689,000**	**72.26%**
	821	Serial Bonds - Interest	$ 8,800	$ 4,870	55.34%
	822	Short Term Notes - Interest	380,354	190,177	50.00%
	824	Loans for Energy Conservation - Interest	58,900	35,400	60.10%
4.060		**INTEREST PAYMENTS**	**$ 448,054**	**$ 230,447**	**51.43%**
	841	Membership Fees	$ 35,098	$ 12,853	36.62%
	842	Shipping & Freight Charges	20,100	13,946	69.38%
	843	Charges for Audit Exams	63,000	46,557	73.90%
	844	ESC Per Pupil Deduction	50,000	33,367	66.73%
	845	Property Tax Collection Fees	900,000	219,104	24.34%
	846	Election Expenses	-	-	0.00%
	847	Delinquent Land Taxes	175,000	8,203	4.69%
	848	Bank Charges	50,450	42,112	83.47%
	849	Other Dues & Fees	112,935	54,256	48.04%
	851	Liability Insurance	591,880	560,245	94.66%
	889	Other Awards and Prizes	1,250	-	0.00%
	899	Miscellaneous	3,283	354	10.79%
4.300		**OTHER EXPENSES**	**$ 2,002,996**	**$ 990,998**	**49.48%**

Willoughby-Eastlake City School District
Expenditure vs Appropriation Report
For The Month Ended January 31, 2026

SM-2 LINE #		EXPENDITURES	PERMANENT APPROPRIATION FISCAL YR 2026	58.33% FYTD 2026 ACTUAL	% OF PERMANENT APPROPRIATIONS FISCAL YR 2026
5.010	911	Transfers	$ 950,000	915,000	96.32%
5.020	921	Advances	1,000,000	-	0.00%
		TRANSFERS & ADVANCES	**$ 1,950,000**	**$ 915,000**	**46.92%**
5.050		**TOTAL EXPENDITURES**	**$ 117,504,477**	**$ 63,994,055**	**54.46%**

Willoughby-Eastlake City

BOE Disbursement Summary Report

Reference Number	Check Number	Date	Type	Status	Name	Amount	Reconcile Date	Void Date
78482	0	1/6/2026	PAYROLL	RECONCILED	Willoughby-Eastlake City	$ 2,750,439.15	1/6/2026	
78663	0	1/21/2026	PAYROLL	RECONCILED	Willoughby-Eastlake City	2,591,685.97	1/21/2026	
78483	665990	1/9/2026	REFUND	RECONCILED	FLENOY, RLONDA	1,250.00	1/12/2026	
78484	665991	1/9/2026	REFUND	RECONCILED	IVERY-TAYLOR, SADE	1,250.00	1/15/2026	
78521	665992	1/9/2026	ACCOUNTS_PAYABLE	RECONCILED	A.W. FARRELL & SON INC	5,138.58	1/12/2026	
78492	665993	1/9/2026	ACCOUNTS_PAYABLE	OUTSTANDING	ACT	1,236.75		
78494	665994	1/9/2026	ACCOUNTS_PAYABLE	RECONCILED	ADLER TEAM SPORTS	22,127.50	1/14/2026	
78545	665995	1/9/2026	ACCOUNTS_PAYABLE	RECONCILED	AIR FORCE ONE INC	4,000.00	1/12/2026	
78489	665996	1/9/2026	ACCOUNTS_PAYABLE	RECONCILED	ALMUR CONSTRUCTION INC	10,614.00	1/12/2026	
78487	665997	1/9/2026	ACCOUNTS_PAYABLE	RECONCILED	AMAZON CAPITAL SERVICES INC	2,034.79	1/14/2026	
78532	665998	1/9/2026	ACCOUNTS_PAYABLE	OUTSTANDING	ASSESSMENT TECHNOLOGIES INSTITUTE LLC	128.00		
78486	665999	1/9/2026	ACCOUNTS_PAYABLE	RECONCILED	BANK OF AMERICA LOCKBOX SVCS	709,671.40	1/12/2026	
78567	666000	1/9/2026	ACCOUNTS_PAYABLE	RECONCILED	BARBER, DOUGLAS	100.00	1/29/2026	
78510	666001	1/9/2026	ACCOUNTS_PAYABLE	RECONCILED	BEST PIZZA AND SANDWICHES	231.26	1/12/2026	
78498	666002	1/9/2026	ACCOUNTS_PAYABLE	RECONCILED	BEST SUPPLY INC	42.12	1/12/2026	
78535	666003	1/9/2026	ACCOUNTS_PAYABLE	RECONCILED	BLISS JR, RUSSELL P	50.00	1/12/2026	
78530	666004	1/9/2026	ACCOUNTS_PAYABLE	RECONCILED	CAMPUS IVY	6,760.00	1/12/2026	
78488	666005	1/9/2026	ACCOUNTS_PAYABLE	RECONCILED	CDW GOVERNMENT	5,015.18	1/14/2026	
78537	666006	1/9/2026	ACCOUNTS_PAYABLE	RECONCILED	CHESSMAN ENTERPRISES INC	238.00	1/12/2026	
78520	666007	1/9/2026	ACCOUNTS_PAYABLE	RECONCILED	CITY OF EASTLAKE	8,484.00	1/15/2026	
78514	666008	1/9/2026	ACCOUNTS_PAYABLE	RECONCILED	CLASSIC DESIGN & CONSTRUCTION LLC	10,975.00	1/12/2026	
78542	666009	1/9/2026	ACCOUNTS_PAYABLE	RECONCILED	CLEVELAND METROPARKS	3,791.87	1/14/2026	
78552	666010	1/9/2026	ACCOUNTS_PAYABLE	RECONCILED	CLEVELAND-PRINTER.COM	675.00	1/12/2026	
78536	666011	1/9/2026	ACCOUNTS_PAYABLE	RECONCILED	COLE, WALTER	315.00	1/12/2026	
78569	666012	1/9/2026	ACCOUNTS_PAYABLE	RECONCILED	COMMERCIAL ROOFING AND COATING	1,902.64	1/12/2026	
78519	666013	1/9/2026	ACCOUNTS_PAYABLE	RECONCILED	DIETZ, JEFFREY	675.00	1/12/2026	
78544	666014	1/9/2026	ACCOUNTS_PAYABLE	RECONCILED	DRAGONFLY ATHLETICS LLC	20,000.00	1/15/2026	
78490	666015	1/9/2026	ACCOUNTS_PAYABLE	RECONCILED	EBBERT, SHERRY A.	87.73	2/2/2026	

Willoughby-Eastlake City

BOE Disbursement Summary Report

Reference Number	Check Number	Date	Type	Status	Name	Amount	Reconcile Date	Void Date
78524	666016	1/9/2026	ACCOUNTS_PAYABLE	RECONCILED	EGOLDFAX DBA	$ 239.96	1/12/2026	
78518	666017	1/9/2026	ACCOUNTS_PAYABLE	RECONCILED	ELECTRICAL APPLIANCE REPAIR	408.00	1/12/2026	
78558	666018	1/9/2026	ACCOUNTS_PAYABLE	RECONCILED	ENBRIDGE GAS OHIO	1,594.69	1/14/2026	
78533	666019	1/9/2026	ACCOUNTS_PAYABLE	RECONCILED	ENTERPRISE DOOR & SUPPLY CO	450.00	1/12/2026	
78566	666020	1/9/2026	ACCOUNTS_PAYABLE	RECONCILED	ESC OF NORTHEAST OHIO	25.00	1/12/2026	
78534	666021	1/9/2026	ACCOUNTS_PAYABLE	RECONCILED	FALZONE, MONICA	15.40	1/12/2026	
78503	666022	1/9/2026	ACCOUNTS_PAYABLE	RECONCILED	FANTASTIC EMBROIDERY & SCREEN	1,454.00	1/12/2026	
78547	666023	1/9/2026	ACCOUNTS_PAYABLE	RECONCILED	FEDERER, ANDREW	150.00	1/29/2026	
78527	666024	1/9/2026	ACCOUNTS_PAYABLE	RECONCILED	FUSION CONNECT INC	3,833.56	1/15/2026	
78512	666025	1/9/2026	ACCOUNTS_PAYABLE	RECONCILED	GABA, ABIGAIL	110.88	1/16/2026	
78513	666026	1/9/2026	ACCOUNTS_PAYABLE	RECONCILED	GALLAGHER, TIMOTHY M	315.00	1/13/2026	
78497	666027	1/9/2026	ACCOUNTS_PAYABLE	RECONCILED	GEORGE, LISA	3,300.00	1/12/2026	
78500	666028	1/9/2026	ACCOUNTS_PAYABLE	RECONCILED	HASTY AWARDS	267.68	1/15/2026	
78564	666029	1/9/2026	ACCOUNTS_PAYABLE	RECONCILED	HINER, DAVID	104.07	1/12/2026	
78557	666030	1/9/2026	ACCOUNTS_PAYABLE	RECONCILED	HOLVA, MELISSA	2,000.00	1/22/2026	
78560	666031	1/9/2026	ACCOUNTS_PAYABLE	OUTSTANDING	HUBER, JANICE M	90.00		
78548	666032	1/9/2026	ACCOUNTS_PAYABLE	OUTSTANDING	ICONSULTING LLC	200.00		
78496	666033	1/9/2026	ACCOUNTS_PAYABLE	RECONCILED	ILLUMINATING CO	99,148.86	1/15/2026	
78502	666034	1/9/2026	ACCOUNTS_PAYABLE	OUTSTANDING	IMPERIAL DADE	2,603.34		
78509	666035	1/9/2026	ACCOUNTS_PAYABLE	RECONCILED	JON OOSTDYK	21,850.00	1/13/2026	
78555	666036	1/9/2026	ACCOUNTS_PAYABLE	RECONCILED	KALAHARI RESORT & CONVENTION CTR	1,350.00	1/13/2026	
78540	666037	1/9/2026	ACCOUNTS_PAYABLE	RECONCILED	KEEPER, KURTIS R	315.00	1/12/2026	
78543	666038	1/9/2026	ACCOUNTS_PAYABLE	OUTSTANDING	KONE	1,122.89		
78501	666039	1/9/2026	ACCOUNTS_PAYABLE	RECONCILED	LAKE LOCAL SCHOOL DISTRICT	350.00	1/14/2026	
78495	666040	1/9/2026	ACCOUNTS_PAYABLE	RECONCILED	LAKE METROPARKS	448.00	1/12/2026	
78531	666041	1/9/2026	ACCOUNTS_PAYABLE	RECONCILED	LENTINE, LOUIS M	675.00	1/12/2026	
78539	666042	1/9/2026	ACCOUNTS_PAYABLE	RECONCILED	LEXIA VOYAGER SOPRIS INC	276.00	1/12/2026	
78491	666043	1/9/2026	ACCOUNTS_PAYABLE	RECONCILED	LOWE'S COMPANIES, INC	9,544.81	1/14/2026	
78507	666044	1/9/2026	ACCOUNTS_PAYABLE	RECONCILED	META SOLUTIONS	6,902.67	1/12/2026	
78541	666045	1/9/2026	ACCOUNTS_PAYABLE	RECONCILED	MV SALES LLC	2,912.00	1/12/2026	
78517	666046	1/9/2026	ACCOUNTS_PAYABLE	RECONCILED	NWEA	79,917.72	1/12/2026	
78562	666047	1/9/2026	ACCOUNTS_PAYABLE	RECONCILED	OHIO ASSOC OF	445.00	1/12/2026	

Willoughby-Eastlake City

BOE Disbursement Summary Report

Reference Number	Check Number	Date	Type	Status	Name	Amount	Reconcile Date	Void Date
					SCHOOL BUSINESS OFFICIALS			
78516	666048	1/9/2026	ACCOUNTS_PAYABLE	OUTSTANDING	OHIO ASSOCIATION OF SCHOOL PERSONNEL ADMINISTRATORS	$ 50.00		
78506	666049	1/9/2026	ACCOUNTS_PAYABLE	RECONCILED	OHIO BUREAU OF CRIMINAL IDENTIFICATION	1,312.00	1/13/2026	
78546	666050	1/9/2026	ACCOUNTS_PAYABLE	RECONCILED	PITNEY BOWES	15,000.00	1/14/2026	
78554	666051	1/9/2026	ACCOUNTS_PAYABLE	RECONCILED	POPULI, INC	2,404.00	1/16/2026	
78538	666052	1/9/2026	ACCOUNTS_PAYABLE	RECONCILED	PSI	29,143.00	1/12/2026	
78528	666053	1/9/2026	ACCOUNTS_PAYABLE	RECONCILED	RE-ED ACCESS	15,552.00	1/13/2026	
78493	666054	1/9/2026	ACCOUNTS_PAYABLE	RECONCILED	RE-ED TRANSPORTATION	7,069.00	1/12/2026	
78553	666055	1/9/2026	ACCOUNTS_PAYABLE	RECONCILED	RE-EDUCATION SERVICES INC	19,625.00	1/12/2026	
78526	666056	1/9/2026	ACCOUNTS_PAYABLE	OUTSTANDING	RETTIG MUSIC INC	9,079.50		
78525	666057	1/9/2026	ACCOUNTS_PAYABLE	OUTSTANDING	RIVERSIDE INSIGHTS	3,432.00		
78485	666058	1/9/2026	ACCOUNTS_PAYABLE	RECONCILED	ROBB, DEBBIE	343.40	1/15/2026	
78568	666059	1/9/2026	ACCOUNTS_PAYABLE	RECONCILED	SANDERS, JAMES	315.00	1/12/2026	
78529	666060	1/9/2026	ACCOUNTS_PAYABLE	RECONCILED	SCHOLASTIC BOOK FAIRS - 15	4,609.50	1/12/2026	
78511	666061	1/9/2026	ACCOUNTS_PAYABLE	RECONCILED	SHERWOOD, THOMAS	630.00	1/12/2026	
78505	666062	1/9/2026	ACCOUNTS_PAYABLE	OUTSTANDING	STANTON'S SHEET MUSIC	75.35		
78556	666063	1/9/2026	ACCOUNTS_PAYABLE	RECONCILED	SWEENEY, GINA	85.00	1/12/2026	
78563	666064	1/9/2026	ACCOUNTS_PAYABLE	RECONCILED	TANNER JR, RALPH E	199.50	1/13/2026	
78499	666065	1/9/2026	ACCOUNTS_PAYABLE	RECONCILED	TARKA TECHNOLOGY GROUP LLC	2,138.50	1/12/2026	
78570	666066	1/9/2026	ACCOUNTS_PAYABLE	RECONCILED	THE OHIO EDUCATIONAL OUTREACH	200.00	1/12/2026	
78504	666067	1/9/2026	ACCOUNTS_PAYABLE	RECONCILED	TRANSFER EXPRESS INC	28.50	1/12/2026	
78551	666068	1/9/2026	ACCOUNTS_PAYABLE	RECONCILED	TYLICKI GIUSTO, KIMBERLY	225.19	1/13/2026	
78559	666069	1/9/2026	ACCOUNTS_PAYABLE	RECONCILED	UH OCCUPATIONAL HEALTH	6,933.50	1/13/2026	
78522	666070	1/9/2026	ACCOUNTS_PAYABLE	RECONCILED	VANAKIN, ROBERT	504.00	1/12/2026	
78549	666071	1/9/2026	ACCOUNTS_PAYABLE	RECONCILED	VERIZON WIRELESS	174.02	1/15/2026	
78523	666072	1/9/2026	ACCOUNTS_PAYABLE	OUTSTANDING	W.B. MASON CO	164.66		
78515	666073	1/9/2026	ACCOUNTS_PAYABLE	RECONCILED	WASTE	7,227.51	1/16/2026	

Willoughby-Eastlake City

BOE Disbursement Summary Report

Reference Number	Check Number	Date	Type	Status	Name	Amount	Reconcile Date	Void Date
					MANAGEMENT			
78565	666074	1/9/2026	ACCOUNTS_PAYABLE	RECONCILED	WILLOUGHBY PRINTING CO INC	$ 162.09	1/12/2026	
78561	666075	1/9/2026	ACCOUNTS_PAYABLE	RECONCILED	WOLFF BROS SUPPLY INC	199.00	1/13/2026	
78508	666076	1/9/2026	ACCOUNTS_PAYABLE	RECONCILED	WOOTER APPAREL INC	1,125.00	1/14/2026	
78550	666077	1/9/2026	ACCOUNTS_PAYABLE	RECONCILED	YERKIC, TERRY	70.00	1/20/2026	
78582	666078	1/16/2026	ACCOUNTS_PAYABLE	OUTSTANDING	ACTIVE PLUMBING SUPPLY	1,964.26		
78594	666079	1/16/2026	ACCOUNTS_PAYABLE	RECONCILED	ADLER TEAM SPORTS	1,829.10	1/22/2026	
78654	666080	1/16/2026	ACCOUNTS_PAYABLE	RECONCILED	ADVANCED MECHANICAL CONTRACTORS LLC	9,840.00	1/20/2026	
78586	666081	1/16/2026	ACCOUNTS_PAYABLE	RECONCILED	AIR FORCE ONE INC	6,442.00	1/20/2026	
78650	666082	1/16/2026	ACCOUNTS_PAYABLE	RECONCILED	AKRON BOARD OF EDUCATION	275.00	1/28/2026	
78577	666083	1/16/2026	ACCOUNTS_PAYABLE	RECONCILED	ALMUR CONSTRUCTION INC	5,985.00	1/20/2026	
78618	666084	1/16/2026	ACCOUNTS_PAYABLE	RECONCILED	ALTERNATIVE LOGISTICS TECHNOLOGIES HOLDINGS, INC	563.20	1/21/2026	
78575	666085	1/16/2026	ACCOUNTS_PAYABLE	RECONCILED	AMAZON CAPITAL SERVICES INC	1,346.26	1/21/2026	
78634	666086	1/16/2026	ACCOUNTS_PAYABLE	RECONCILED	APPLE COMPUTER INC	380.00	1/23/2026	
78646	666087	1/16/2026	ACCOUNTS_PAYABLE	RECONCILED	ARBOR SCIENTIFIC	28.00	1/20/2026	
78641	666088	1/16/2026	ACCOUNTS_PAYABLE	RECONCILED	ARROWHEAD MUSIC	625.00	1/30/2026	
78608	666089	1/16/2026	ACCOUNTS_PAYABLE	OUTSTANDING	ASSESSMENT TECHNOLOGIES INSTITUTE LLC	2,520.00		
78628	666090	1/16/2026	ACCOUNTS_PAYABLE	RECONCILED	AUTOSALES INCORPORATED	3,067.43	1/20/2026	
78593	666091	1/16/2026	ACCOUNTS_PAYABLE	RECONCILED	B & H PHOTO VIDEO	4,419.37	1/22/2026	
78597	666092	1/16/2026	ACCOUNTS_PAYABLE	RECONCILED	BANK OF AMERICA LOCKBOX SVCS	745.90	1/20/2026	
78598	666093	1/16/2026	ACCOUNTS_PAYABLE	OUTSTANDING	BIAGIO'S DONUT SHOP & PIZZERIA	102.50		
78626	666094	1/16/2026	ACCOUNTS_PAYABLE	OUTSTANDING	C. PEARSON TROPHY & SALES CO	336.10		
78647	666095	1/16/2026	ACCOUNTS_PAYABLE	RECONCILED	CAROLINA BIOLOGICAL SUPPLY	298.85	1/20/2026	
78632	666096	1/16/2026	ACCOUNTS_PAYABLE	RECONCILED	CDW GOVERNMENT	445.99	1/22/2026	
78621	666097	1/16/2026	ACCOUNTS_PAYABLE	RECONCILED	CIARNIELLO,	202.06	1/20/2026	

Willoughby-Eastlake City

BOE Disbursement Summary Report

Reference Number	Check Number	Date	Type	Status	Name	Amount	Reconcile Date	Void Date
					NICHOLAS			
78599	666098	1/16/2026	ACCOUNTS_PAYABLE	RECONCILED	COCA-COLA CONSOLIDATED, INC.	$ 2,240.55	1/21/2026	
78640	666099	1/16/2026	ACCOUNTS_PAYABLE	RECONCILED	CUYAHOGA COMMUNITY COLLEGE	39.38	1/21/2026	
78631	666100	1/16/2026	ACCOUNTS_PAYABLE	RECONCILED	DCW GROUP	10,000.00	1/20/2026	
78589	666101	1/16/2026	ACCOUNTS_PAYABLE	RECONCILED	DIETZ, JEFFREY	675.00	1/20/2026	
78595	666102	1/16/2026	ACCOUNTS_PAYABLE	RECONCILED	ELSEVIER INC	868.22	1/22/2026	
78583	666103	1/16/2026	ACCOUNTS_PAYABLE	RECONCILED	ESC OF NORTHEAST OHIO	250.00	1/20/2026	
78574	666104	1/16/2026	ACCOUNTS_PAYABLE	RECONCILED	FA DAVIS COMPANY	12,385.15	1/22/2026	
78576	666105	1/16/2026	ACCOUNTS_PAYABLE	RECONCILED	FARNELL, NICOLE	280.77	1/29/2026	
78643	666106	1/16/2026	ACCOUNTS_PAYABLE	RECONCILED	FOREST CITY STUDIO LLC	150.00	1/20/2026	
78644	666107	1/16/2026	ACCOUNTS_PAYABLE	RECONCILED	GALLAGHER, TIMOTHY M	315.00	1/27/2026	
78607	666108	1/16/2026	ACCOUNTS_PAYABLE	OUTSTANDING	GENOVATION INCORPORATED	713.73		
78584	666109	1/16/2026	ACCOUNTS_PAYABLE	RECONCILED	GOVERNMENT FINANCE OFFICERS ASSOC	670.00	1/28/2026	
78609	666110	1/16/2026	ACCOUNTS_PAYABLE	RECONCILED	H2I GROUP INC	6,173.00	1/20/2026	
78613	666111	1/16/2026	ACCOUNTS_PAYABLE	RECONCILED	HARPST BECKER LLC	84.98	1/20/2026	
78625	666112	1/16/2026	ACCOUNTS_PAYABLE	RECONCILED	HASTY AWARDS	30.20	1/21/2026	
78572	666113	1/16/2026	ACCOUNTS_PAYABLE	OUTSTANDING	IMPERIAL DADE	6,278.86		
78639	666114	1/16/2026	ACCOUNTS_PAYABLE	RECONCILED	JOHNSON, STEVEN	113.47	1/22/2026	
78629	666115	1/16/2026	ACCOUNTS_PAYABLE	RECONCILED	KALEIDOSCOPE LEARNING INC	1,045.00	1/20/2026	
78648	666116	1/16/2026	ACCOUNTS_PAYABLE	RECONCILED	KASSERMAN, STANLEY	600.00	1/30/2026	
78610	666117	1/16/2026	ACCOUNTS_PAYABLE	RECONCILED	KEIDEL, CARLA	345.96	1/23/2026	
78585	666118	1/16/2026	ACCOUNTS_PAYABLE	RECONCILED	L. C. DEPT OF UTILITIES	214.36	1/21/2026	
78656	666119	1/16/2026	ACCOUNTS_PAYABLE	OUTSTANDING	LAKE COUNTY YMCA	179.43		
78578	666120	1/16/2026	ACCOUNTS_PAYABLE	RECONCILED	LAKETEC COMMUNICATIONS INC	5,131.25	1/28/2026	
78633	666121	1/16/2026	ACCOUNTS_PAYABLE	RECONCILED	LENTINE, LOUIS M	675.00	1/20/2026	
78652	666122	1/16/2026	ACCOUNTS_PAYABLE	OUTSTANDING	LISA M. BURLESON	3,875.00		
78596	666123	1/16/2026	ACCOUNTS_PAYABLE	RECONCILED	LITWIN PAINTS AND SUPPLIES LLC	1,049.59	1/20/2026	
78651	666124	1/16/2026	ACCOUNTS_PAYABLE	RECONCILED	LUCID DATA CORPORATION	3,463.00	1/27/2026	

Willoughby-Eastlake City

BOE Disbursement Summary Report

Reference Number	Check Number	Date	Type	Status	Name	Amount	Reconcile Date	Void Date
78591	666125	1/16/2026	ACCOUNTS_PAYABLE	OUTSTANDING	MARTIN, MICHAEL	$ 315.00		
78649	666126	1/16/2026	ACCOUNTS_PAYABLE	RECONCILED	MAXIMUM MASONRY LLC	4,475.00	1/22/2026	
78592	666127	1/16/2026	ACCOUNTS_PAYABLE	RECONCILED	MICRO CENTER	329.99	1/20/2026	
78603	666128	1/16/2026	ACCOUNTS_PAYABLE	RECONCILED	MINUTE MEN HR MNGMT SVCS LLC	5,800.00	1/20/2026	
78606	666129	1/16/2026	ACCOUNTS_PAYABLE	OUTSTANDING	MUSIC IS ELEMENTARY	579.60		
78638	666130	1/16/2026	ACCOUNTS_PAYABLE	RECONCILED	MV CORP, INC.	851.13	1/27/2026	
78604	666131	1/16/2026	ACCOUNTS_PAYABLE	RECONCILED	MV SALES LLC	66,140.00	1/20/2026	
78645	666132	1/16/2026	ACCOUNTS_PAYABLE	OUTSTANDING	NAGAJ, KATY	216.38		
78642	666133	1/16/2026	ACCOUNTS_PAYABLE	OUTSTANDING	NORDONIA CHORAL BOOSTERS, INC.	800.00		
78653	666134	1/16/2026	ACCOUNTS_PAYABLE	RECONCILED	O'REILLY AUTO STORES INC	38.79	1/26/2026	
78617	666135	1/16/2026	ACCOUNTS_PAYABLE	RECONCILED	O.E. MEYER CO	88.16	1/22/2026	
78637	666136	1/16/2026	ACCOUNTS_PAYABLE	RECONCILED	ODP BUSINESS SOLUTIONS LLC	40.48	1/20/2026	
78588	666137	1/16/2026	ACCOUNTS_PAYABLE	RECONCILED	OHIO ASSOC OF SECONDARY SCHOOL ADMINS	840.00	1/21/2026	
78573	666138	1/16/2026	ACCOUNTS_PAYABLE	RECONCILED	OHIO SCHOOL PUBLIC	325.00	2/2/2026	
78602	666139	1/16/2026	ACCOUNTS_PAYABLE	RECONCILED	OHIO SCHOOLS COUNCIL - GAS	28,875.00	1/20/2026	
78619	666140	1/16/2026	ACCOUNTS_PAYABLE	RECONCILED	ORANGE BOARD OF EDUCATION	21,640.24	1/22/2026	
78614	666141	1/16/2026	ACCOUNTS_PAYABLE	OUTSTANDING	PDQ.COM CORPORATION	1,402.50		
78622	666142	1/16/2026	ACCOUNTS_PAYABLE	OUTSTANDING	PENNINGTON, MICHAEL	46.78		
78587	666143	1/16/2026	ACCOUNTS_PAYABLE	RECONCILED	PETRIC, ZACHARY	619.50	1/20/2026	
78627	666144	1/16/2026	ACCOUNTS_PAYABLE	OUTSTANDING	PIZZA BOOYAH	48.00		
78581	666145	1/16/2026	ACCOUNTS_PAYABLE	RECONCILED	PLAYHOUSE SQUARE	2,849.00	1/20/2026	
78630	666146	1/16/2026	ACCOUNTS_PAYABLE	RECONCILED	QUILL CORPORATION	50.74	1/27/2026	
78590	666147	1/16/2026	ACCOUNTS_PAYABLE	OUTSTANDING	RAPTOR TECHNOLOGIES LLC	500.00		
78612	666148	1/16/2026	ACCOUNTS_PAYABLE	RECONCILED	RCM FLOORING	50.00	1/20/2026	
78657	666149	1/16/2026	ACCOUNTS_PAYABLE	RECONCILED	REA & ASSOCIATES INC	2,484.00	1/20/2026	
78611	666150	1/16/2026	ACCOUNTS_PAYABLE	RECONCILED	RESHOT LLC	260.00	1/21/2026	
78580	666151	1/16/2026	ACCOUNTS_PAYABLE	OUTSTANDING	RETTIG MUSIC INC	1,730.89		
78605	666152	1/16/2026	ACCOUNTS_PAYABLE	OUTSTANDING	SALONCENTRIC INC	221.14		
78636	666153	1/16/2026	ACCOUNTS_PAYABLE	RECONCILED	SHERWOOD,	315.00	1/20/2026	

Willoughby-Eastlake City

BOE Disbursement Summary Report

Reference Number	Check Number	Date	Type	Status	Name	Amount	Reconcile Date	Void Date
					THOMAS			
78616	666154	1/16/2026	ACCOUNTS_PAYABLE	OUTSTANDING	STAPLES	$ 1,562.36		
78623	666155	1/16/2026	ACCOUNTS_PAYABLE	RECONCILED	STEWARD, AMANDA	53.45	1/22/2026	
78624	666156	1/16/2026	ACCOUNTS_PAYABLE	RECONCILED	T-MOBILE	748.67	1/20/2026	
78615	666157	1/16/2026	ACCOUNTS_PAYABLE	RECONCILED	TMK ENTRPRISES INC	156.00	1/23/2026	
78601	666158	1/16/2026	ACCOUNTS_PAYABLE	RECONCILED	UH OCCUPATIONAL HEALTH	9,315.66	1/21/2026	
78658	666159	1/16/2026	ACCOUNTS_PAYABLE	RECONCILED	VANAKIN, ROBERT	210.00	1/20/2026	
78600	666160	1/16/2026	ACCOUNTS_PAYABLE	OUTSTANDING	VEX ROBOTICS INC	420.66		
78655	666161	1/16/2026	ACCOUNTS_PAYABLE	VOID	WARD, PATRICK	244.58		1/16/2026
78620	666162	1/16/2026	ACCOUNTS_PAYABLE	OUTSTANDING	WHITE, TAZ	273.00		
78635	666163	1/16/2026	ACCOUNTS_PAYABLE	RECONCILED	WILLOUGHBY PRINTING CO INC	417.00	1/20/2026	
78579	666164	1/16/2026	ACCOUNTS_PAYABLE	RECONCILED	WOOD COUNTY EDUCATIONAL	1,440.00	1/20/2026	
78659	666165	1/16/2026	ACCOUNTS_PAYABLE	RECONCILED	WARD, PATRICK	207.08	1/20/2026	
78661	666166	1/16/2026	ACCOUNTS_PAYABLE	RECONCILED	O'REILLY AUTO STORES INC	1,336.29	1/23/2026	
78662	666167	1/16/2026	ACCOUNTS_PAYABLE	RECONCILED	OHIO HIGH SCHOOL ATHLETIC ASSOCIATION	1,200.00	1/20/2026	
78660	666168	1/16/2026	ACCOUNTS_PAYABLE	RECONCILED	THE CITY OF WILLOUGHBY	21,924.00	1/20/2026	
78664	666169	1/21/2026	ACCOUNTS_PAYABLE	OUTSTANDING	VALIC	762,347.93		
78737	666170	1/23/2026	ACCOUNTS_PAYABLE	RECONCILED	A PLUS LEARNING SOLUTIONS LLC	262.50	1/26/2026	
78708	666171	1/23/2026	ACCOUNTS_PAYABLE	RECONCILED	AIR FORCE ONE INC	3,345.00	1/26/2026	
78687	666172	1/23/2026	ACCOUNTS_PAYABLE	RECONCILED	ALMUR CONSTRUCTION INC	4,636.87	1/26/2026	
78688	666173	1/23/2026	ACCOUNTS_PAYABLE	RECONCILED	AMAZON CAPITAL SERVICES INC	1,297.52	1/30/2026	
78690	666174	1/23/2026	ACCOUNTS_PAYABLE	RECONCILED	ARAMSCO	754.08	1/30/2026	
78731	666175	1/23/2026	ACCOUNTS_PAYABLE	RECONCILED	ASSOCIATION FOR CAREER AND TECHNICAL EDUCATION	80.00	2/2/2026	
78718	666176	1/23/2026	ACCOUNTS_PAYABLE	OUTSTANDING	AT&T	32.01		
78714	666177	1/23/2026	ACCOUNTS_PAYABLE	OUTSTANDING	BARNES & NOBLE BOOKSELLERS INC	580.00		
78723	666178	1/23/2026	ACCOUNTS_PAYABLE	RECONCILED	CDW GOVERNMENT	260.38	1/29/2026	
78667	666179	1/23/2026	ACCOUNTS_PAYABLE	RECONCILED	CHARTWELLS	142,129.28	1/26/2026	
78675	666180	1/23/2026	ACCOUNTS_PAYABLE	OUTSTANDING	CIRO'S SEWER CLEANING INC	2,240.00		

Willoughby-Eastlake City

BOE Disbursement Summary Report

Reference Number	Check Number	Date	Type	Status	Name	Amount	Reconcile Date	Void Date
78701	666181	1/23/2026	ACCOUNTS_PAYABLE	RECONCILED	COLE, WALTER	$ 315.00	1/27/2026	
78695	666182	1/23/2026	ACCOUNTS_PAYABLE	RECONCILED	COMMUNITY BUS SERVICES INC	4,645.30	1/26/2026	
78673	666183	1/23/2026	ACCOUNTS_PAYABLE	RECONCILED	COMPLETE PEST MANAGEMENT LTD	956.00	1/26/2026	
78720	666184	1/23/2026	ACCOUNTS_PAYABLE	RECONCILED	CORY ZIKESCH	350.00	1/26/2026	
78689	666185	1/23/2026	ACCOUNTS_PAYABLE	RECONCILED	CROSSROADS	4,500.00	1/26/2026	
78686	666186	1/23/2026	ACCOUNTS_PAYABLE	RECONCILED	DEFENSE DOCTOR, LLC	4,754.60	1/26/2026	
78670	666187	1/23/2026	ACCOUNTS_PAYABLE	RECONCILED	DIETZ, JEFFREY	540.00	1/26/2026	
78729	666188	1/23/2026	ACCOUNTS_PAYABLE	RECONCILED	DODD, HEATHER	343.40	1/30/2026	
78713	666189	1/23/2026	ACCOUNTS_PAYABLE	RECONCILED	ELECTRICAL APPLIANCE REPAIR	116.65	1/26/2026	
78684	666190	1/23/2026	ACCOUNTS_PAYABLE	RECONCILED	ENBRIDGE GAS OHIO	18,112.35	1/29/2026	
78691	666191	1/23/2026	ACCOUNTS_PAYABLE	RECONCILED	ENTERPRISE DOOR & SUPPLY CO	5,400.00	1/26/2026	
78665	666192	1/23/2026	ACCOUNTS_PAYABLE	RECONCILED	ESC OF NORTHEAST OHIO	20,955.00	1/26/2026	
78682	666193	1/23/2026	ACCOUNTS_PAYABLE	OUTSTANDING	EXTRA STEP ASSURANCE	200.00		
78706	666194	1/23/2026	ACCOUNTS_PAYABLE	RECONCILED	FRANGIOUDAKIS, ELENA	64.26	1/28/2026	
78693	666195	1/23/2026	ACCOUNTS_PAYABLE	RECONCILED	FUSION CONNECT INC	897.22	2/2/2026	
78719	666196	1/23/2026	ACCOUNTS_PAYABLE	RECONCILED	HOGAN BUS SERVICE INC	12,327.00	1/26/2026	
78698	666197	1/23/2026	ACCOUNTS_PAYABLE	RECONCILED	ISOM, DEBRA	316.44	2/3/2026	
78721	666198	1/23/2026	ACCOUNTS_PAYABLE	RECONCILED	JOHNSTONE SUPPLY	344.77	1/26/2026	
78699	666199	1/23/2026	ACCOUNTS_PAYABLE	OUTSTANDING	LAKE HOSPITAL SYSTEM, INC	45.00		
78738	666200	1/23/2026	ACCOUNTS_PAYABLE	OUTSTANDING	LAKESHORE LEARNING MATERIALS	71.25		
78712	666201	1/23/2026	ACCOUNTS_PAYABLE	RECONCILED	LEAF	7,748.42	1/26/2026	
78725	666202	1/23/2026	ACCOUNTS_PAYABLE	OUTSTANDING	LEARN BY DOING, INC	1,500.00		
78715	666203	1/23/2026	ACCOUNTS_PAYABLE	RECONCILED	LEARNWELL	925.08	1/26/2026	
78726	666204	1/23/2026	ACCOUNTS_PAYABLE	RECONCILED	LENTINE, LOUIS M	540.00	1/26/2026	
78727	666205	1/23/2026	ACCOUNTS_PAYABLE	OUTSTANDING	LINGO COMMUNICATIONS, LLC	257.85		
78672	666206	1/23/2026	ACCOUNTS_PAYABLE	OUTSTANDING	MARS ELECTRIC COMPANY	575.68		
78735	666207	1/23/2026	ACCOUNTS_PAYABLE	RECONCILED	MAXIM HEALTHCARE	4,263.89	1/26/2026	

Willoughby-Eastlake City

BOE Disbursement Summary Report

Reference Number	Check Number	Date	Type	Status	Name	Amount	Reconcile Date	Void Date
					SERVICES, INC			
78707	666208	1/23/2026	ACCOUNTS_PAYABLE	VOID	MCMASTER-CARR COMPANY	$ 43.41		1/29/2026
78733	666209	1/23/2026	ACCOUNTS_PAYABLE	OUTSTANDING	MENTOR MFG	23.51		
78669	666210	1/23/2026	ACCOUNTS_PAYABLE	RECONCILED	NAPA AUTO PARTS	378.09	1/28/2026	
78724	666211	1/23/2026	ACCOUNTS_PAYABLE	RECONCILED	NCS PEARSON INC	815.00	1/26/2026	
78676	666212	1/23/2026	ACCOUNTS_PAYABLE	RECONCILED	O.E. MEYER CO	1,182.82	1/28/2026	
78703	666213	1/23/2026	ACCOUNTS_PAYABLE	RECONCILED	ODP BUSINESS SOLUTIONS LLC	51.10	1/26/2026	
78728	666214	1/23/2026	ACCOUNTS_PAYABLE	RECONCILED	OHIO BUSINESS MACHINES LLC	7,939.00	1/26/2026	
78694	666215	1/23/2026	ACCOUNTS_PAYABLE	RECONCILED	OHIO DEPT OF JOB & FAMILY SERV	1,331.64	2/2/2026	
78722	666216	1/23/2026	ACCOUNTS_PAYABLE	RECONCILED	OHIO HIGH SCHOOL ATHLETIC ASSOCIATION	1,200.00	1/27/2026	
78668	666217	1/23/2026	ACCOUNTS_PAYABLE	OUTSTANDING	OHIO SCHOOL PUBLIC	550.00		
78709	666218	1/23/2026	ACCOUNTS_PAYABLE	RECONCILED	PATE, RYAN KENNETH	315.00	1/26/2026	
78734	666219	1/23/2026	ACCOUNTS_PAYABLE	RECONCILED	PETERS KALAIL & MARKAKIS CO L.P.A	254.50	1/26/2026	
78710	666220	1/23/2026	ACCOUNTS_PAYABLE	RECONCILED	PETRIC, ZACHARY	630.00	1/26/2026	
78677	666221	1/23/2026	ACCOUNTS_PAYABLE	RECONCILED	PLAYHOUSE SQUARE	896.00	1/26/2026	
78696	666222	1/23/2026	ACCOUNTS_PAYABLE	RECONCILED	POWER OF THE PEN	450.00	1/26/2026	
78680	666223	1/23/2026	ACCOUNTS_PAYABLE	OUTSTANDING	PRO-ED INC	374.00		
78697	666224	1/23/2026	ACCOUNTS_PAYABLE	OUTSTANDING	RAPTOR TECHNOLOGIES LLC	605.00		
78730	666225	1/23/2026	ACCOUNTS_PAYABLE	OUTSTANDING	READ NATURALLY INC	1,560.00		
78704	666226	1/23/2026	ACCOUNTS_PAYABLE	RECONCILED	REFRIGERATION SALES CORP	29.31	1/26/2026	
78674	666227	1/23/2026	ACCOUNTS_PAYABLE	OUTSTANDING	RETTIG MUSIC INC	280.00		
78700	666228	1/23/2026	ACCOUNTS_PAYABLE	RECONCILED	REVASCENT LLC	8,250.00	1/30/2026	
78683	666229	1/23/2026	ACCOUNTS_PAYABLE	RECONCILED	SANTEE LOCKS & MORE LLC	84.50	1/26/2026	
78717	666230	1/23/2026	ACCOUNTS_PAYABLE	RECONCILED	SEUFER, ABIGAIL	20.02	2/3/2026	
78678	666231	1/23/2026	ACCOUNTS_PAYABLE	OUTSTANDING	STAPLES	2,484.35		
78705	666232	1/23/2026	ACCOUNTS_PAYABLE	RECONCILED	SUPERIOR PRESS	2,161.88	1/30/2026	
78679	666233	1/23/2026	ACCOUNTS_PAYABLE	RECONCILED	TANNER JR, RALPH E	213.50	1/29/2026	
78692	666234	1/23/2026	ACCOUNTS_PAYABLE	RECONCILED	THE CITY OF WILLOUGHBY	24,039.75	1/26/2026	
78671	666235	1/23/2026	ACCOUNTS_PAYABLE	RECONCILED	THE HOSE SHACK, LLC.	26.77	1/26/2026	

Willoughby-Eastlake City

BOE Disbursement Summary Report

Reference Number	Check Number	Date	Type	Status	Name	Amount	Reconcile Date	Void Date
78681	666236	1/23/2026	ACCOUNTS_PAYABLE	RECONCILED	THE ROTARY CLUB OF WILLOUGHBY	$ 102.15	1/30/2026	
78736	666237	1/23/2026	ACCOUNTS_PAYABLE	RECONCILED	TRANE U.S. INC	2,631.66	1/26/2026	
78711	666238	1/23/2026	ACCOUNTS_PAYABLE	OUTSTANDING	TREASURER, STATE OF OHIO	136.50		
78732	666239	1/23/2026	ACCOUNTS_PAYABLE	RECONCILED	UH OCCUPATIONAL HEALTH	63.00	1/27/2026	
78702	666240	1/23/2026	ACCOUNTS_PAYABLE	RECONCILED	US SAFETYGEAR INC	64.09	1/26/2026	
78716	666241	1/23/2026	ACCOUNTS_PAYABLE	RECONCILED	VANAKIN, ROBERT	252.00	1/26/2026	
78666	666242	1/23/2026	ACCOUNTS_PAYABLE	RECONCILED	WARD, PATRICK	500.00	1/26/2026	
78685	666243	1/23/2026	ACCOUNTS_PAYABLE	RECONCILED	WILLO TRANSPORTATION	110,440.00	1/28/2026	
78739	666244	1/30/2026	REFUND	RECONCILED	HOGUE, CHELSEA	235.00	2/2/2026	
78740	666245	1/30/2026	REFUND	OUTSTANDING	STEPNEY, IMANI	100.00		
78741	666246	1/30/2026	REFUND	OUTSTANDING	JAMES, NONA	30.00		
78742	666247	1/30/2026	REFUND	OUTSTANDING	JAMES, NONA	100.00		
78803	666248	1/30/2026	ACCOUNTS_PAYABLE	OUTSTANDING	ADVANCED GAS & WELDING	156.24		
78812	666249	1/30/2026	ACCOUNTS_PAYABLE	OUTSTANDING	ALKO SEWING CENTER	180.00		
78777	666250	1/30/2026	ACCOUNTS_PAYABLE	RECONCILED	ALMUR CONSTRUCTION INC	60.00	2/2/2026	
78766	666251	1/30/2026	ACCOUNTS_PAYABLE	OUTSTANDING	ALTERNATIVE LOGISTICS TECHNOLOGIES HOLDINGS, INC	1,198.50		
78762	666252	1/30/2026	ACCOUNTS_PAYABLE	OUTSTANDING	AMAZON CAPITAL SERVICES INC	2,897.34		
78794	666253	1/30/2026	ACCOUNTS_PAYABLE	RECONCILED	BEST TRUCK EQUIP INC	1,386.95	2/2/2026	
78797	666254	1/30/2026	ACCOUNTS_PAYABLE	OUTSTANDING	BMI AUDIT SERVICES LLC	10,650.00		
78755	666255	1/30/2026	ACCOUNTS_PAYABLE	OUTSTANDING	BUCKEYE INTERNATIONAL INC	1,575.24		
78806	666256	1/30/2026	ACCOUNTS_PAYABLE	RECONCILED	BULLDOG BATTERY INC	944.96	2/2/2026	
78774	666257	1/30/2026	ACCOUNTS_PAYABLE	OUTSTANDING	CAMS WELDING & FABRICATING INC.	2,800.00		
78767	666258	1/30/2026	ACCOUNTS_PAYABLE	OUTSTANDING	CDW GOVERNMENT	50,954.91		
78759	666259	1/30/2026	ACCOUNTS_PAYABLE	OUTSTANDING	CINTAS CORPORATION	495.16		
78804	666260	1/30/2026	ACCOUNTS_PAYABLE	RECONCILED	CROWN AWARDS	90.46	2/2/2026	
78769	666261	1/30/2026	ACCOUNTS_PAYABLE	OUTSTANDING	DAIKIN COMFORT TECHNOLOGIES DIST INC	41.32		

Willoughby-Eastlake City

BOE Disbursement Summary Report

Reference Number	Check Number	Date	Type	Status	Name	Amount	Reconcile Date	Void Date
78792	666262	1/30/2026	ACCOUNTS_PAYABLE	RECONCILED	DIETZ, JEFFREY	$ 405.00	2/2/2026	
78809	666263	1/30/2026	ACCOUNTS_PAYABLE	RECONCILED	EGOLDFAX DBA	239.96	2/2/2026	
78779	666264	1/30/2026	ACCOUNTS_PAYABLE	RECONCILED	ENTERPRISE DOOR & SUPPLY CO	175.00	2/2/2026	
78772	666265	1/30/2026	ACCOUNTS_PAYABLE	RECONCILED	ESC OF NORTHEAST OHIO	450.00	2/2/2026	
78800	666266	1/30/2026	ACCOUNTS_PAYABLE	RECONCILED	ESC OF THE WESTERN RESERVE	10,207.80	2/2/2026	
78789	666267	1/30/2026	ACCOUNTS_PAYABLE	OUTSTANDING	FIRST AMERICAN ADMINISTRATORS INC	8,802.30		
78805	666268	1/30/2026	ACCOUNTS_PAYABLE	RECONCILED	FULTON SIGN & DECAL INC	165.00	2/2/2026	
78796	666269	1/30/2026	ACCOUNTS_PAYABLE	RECONCILED	GALLAGHER, TIMOTHY M	315.00	2/2/2026	
78761	666270	1/30/2026	ACCOUNTS_PAYABLE	RECONCILED	GREAT LAKES PETROLEUM	21,990.02	2/2/2026	
78754	666271	1/30/2026	ACCOUNTS_PAYABLE	OUTSTANDING	ILLUMINATING CO	115,365.69		
78771	666272	1/30/2026	ACCOUNTS_PAYABLE	RECONCILED	LENTINE, LOUIS M	405.00	2/2/2026	
78807	666273	1/30/2026	ACCOUNTS_PAYABLE	OUTSTANDING	LEXIA VOYAGER SOPRIS INC	1,408.00		
78810	666274	1/30/2026	ACCOUNTS_PAYABLE	RECONCILED	LISIE LOU CONSULTING LLC	749.00	2/2/2026	
78768	666275	1/30/2026	ACCOUNTS_PAYABLE	OUTSTANDING	LOTT, DIANE	269.50		
78758	666276	1/30/2026	ACCOUNTS_PAYABLE	OUTSTANDING	LOWE'S COMPANIES, INC	1,460.07		
78753	666277	1/30/2026	ACCOUNTS_PAYABLE	OUTSTANDING	MAYFIELD CITY SCHOOLS	228,996.57		
78782	666278	1/30/2026	ACCOUNTS_PAYABLE	OUTSTANDING	MONTGOMERY COUNTY ESC	500.00		
78790	666279	1/30/2026	ACCOUNTS_PAYABLE	RECONCILED	MV SALES LLC	22,365.00	2/2/2026	
78775	666280	1/30/2026	ACCOUNTS_PAYABLE	RECONCILED	NCS PEARSON INC	7,250.00	2/2/2026	
78811	666281	1/30/2026	ACCOUNTS_PAYABLE	OUTSTANDING	PAINESVILLE CITY LOCAL	350.00		
78760	666282	1/30/2026	ACCOUNTS_PAYABLE	RECONCILED	PEEWEE ENTERPRISE LLC	465.73	2/2/2026	
78791	666283	1/30/2026	ACCOUNTS_PAYABLE	RECONCILED	PETRIC, ZACHARY	315.00	2/2/2026	
78798	666284	1/30/2026	ACCOUNTS_PAYABLE	RECONCILED	PHILLIPS, CASSIA	315.00	2/2/2026	
78757	666285	1/30/2026	ACCOUNTS_PAYABLE	RECONCILED	PROSELECT INSURANCE CO	139,869.20	2/2/2026	
78799	666286	1/30/2026	ACCOUNTS_PAYABLE	RECONCILED	PSI	26,903.55	2/2/2026	
78808	666287	1/30/2026	ACCOUNTS_PAYABLE	OUTSTANDING	RAPTOR TECHNOLOGIES LLC	522.00		
78793	666288	1/30/2026	ACCOUNTS_PAYABLE	RECONCILED	RECREATIONAL & EDUCATIONAL	75.00	2/2/2026	

Willoughby-Eastlake City

BOE Disbursement Summary Report

Reference Number	Check Number	Date	Type	Status	Name	Amount	Reconcile Date	Void Date
					TOURS, INC			
78763	666289	1/30/2026	ACCOUNTS_PAYABLE	OUTSTANDING	RUGGIERO, DANIELLE	$ 75.00		
78788	666290	1/30/2026	ACCOUNTS_PAYABLE	RECONCILED	SHRED-IT	186.69	2/3/2026	
78802	666291	1/30/2026	ACCOUNTS_PAYABLE	RECONCILED	SPAKES, GREGORY T	315.00	2/2/2026	
78784	666292	1/30/2026	ACCOUNTS_PAYABLE	OUTSTANDING	STANTON'S SHEET MUSIC	431.38		
78787	666293	1/30/2026	ACCOUNTS_PAYABLE	OUTSTANDING	STAPLES	64.04		
78773	666294	1/30/2026	ACCOUNTS_PAYABLE	RECONCILED	SUNG, JIYOUNG	520.00	2/2/2026	
78770	666295	1/30/2026	ACCOUNTS_PAYABLE	RECONCILED	SUPERIOR AUTO PARTS	203.83	1/30/2026	
78765	666296	1/30/2026	ACCOUNTS_PAYABLE	RECONCILED	THE BULK BOOKSTORE	475.15	2/2/2026	
78795	666297	1/30/2026	ACCOUNTS_PAYABLE	RECONCILED	THE CITY OF WILLOUGHBY	4,210.50	2/2/2026	
78783	666298	1/30/2026	ACCOUNTS_PAYABLE	RECONCILED	THE HOSE SHACK, LLC.	590.39	2/2/2026	
78756	666299	1/30/2026	ACCOUNTS_PAYABLE	RECONCILED	THE MACOMB GROUP INC	532.12	2/2/2026	
78786	666300	1/30/2026	ACCOUNTS_PAYABLE	RECONCILED	TRANE U.S. INC	2,618.13	2/2/2026	
78764	666301	1/30/2026	ACCOUNTS_PAYABLE	RECONCILED	TRANSFER EXPRESS INC	501.62	2/2/2026	
78776	666302	1/30/2026	ACCOUNTS_PAYABLE	RECONCILED	UNITED FUNDRAISING	5,904.00	2/2/2026	
78780	666303	1/30/2026	ACCOUNTS_PAYABLE	RECONCILED	VANAKIN, ROBERT	294.00	2/2/2026	
78781	666304	1/30/2026	ACCOUNTS_PAYABLE	OUTSTANDING	W.B. MASON CO	73.35		
78785	666305	1/30/2026	ACCOUNTS_PAYABLE	OUTSTANDING	WASTE MANAGEMENT	6,171.24		
78801	666306	1/30/2026	ACCOUNTS_PAYABLE	RECONCILED	WILLOUGHBY PRINTING CO INC	124.62	2/2/2026	
78778	666307	1/30/2026	ACCOUNTS_PAYABLE	RECONCILED	ZENITH SYSTEMS LLC	2,084.00	2/3/2026	
78813	666308	1/30/2026	ACCOUNTS_PAYABLE	OUTSTANDING	VALIC	23,793.89		
78571	943100	1/13/2026	ACCOUNTS_PAYABLE	RECONCILED	FOOD SERVICE	4,803.75	1/14/2026	
78745	943101	1/28/2026	ACCOUNTS_PAYABLE	RECONCILED	UNITEDHEALTHCARE INSURANCE COMPANY	15,276.21	1/28/2026	
78746	943102	1/28/2026	ACCOUNTS_PAYABLE	RECONCILED	GUARDIAN	60,168.42	1/28/2026	
78747	943103	1/28/2026	ACCOUNTS_PAYABLE	RECONCILED	OHIO DEFERRED COMPENSATION	714.28	1/28/2026	
78750	943104	1/28/2026	ACCOUNTS_PAYABLE	RECONCILED	STRS	69,060.40	1/28/2026	
78744	943105	1/28/2026	ACCOUNTS_PAYABLE	RECONCILED	STRS	636,248.00	1/28/2026	
78749	943106	1/28/2026	ACCOUNTS_PAYABLE	RECONCILED	WILLOUGHBY EASTLAKE INTERNAL	1,097,187.65	1/28/2026	

Start Date: 01/01/2026
End Date: 01/31/2026

Willoughby-Eastlake City

BOE Disbursement Summary Report

Reference Number	Check Number	Date	Type	Status	Name	Amount	Reconcile Date	Void Date
78751	943107	1/28/2026	ACCOUNTS_PAYABLE	RECONCILED	SERS	$ 4,974.96	1/28/2026	
78743	943108	1/28/2026	ACCOUNTS_PAYABLE	RECONCILED	SERS	155,618.00	1/28/2026	
78748	943109	1/28/2026	ACCOUNTS_PAYABLE	RECONCILED	MUTUAL HEALTH SERVICES	1,571,873.68	1/28/2026	
78752	943110	1/31/2026	ACCOUNTS_PAYABLE	RECONCILED	NEO	33,918.20	1/31/2026	
78814	943111	1/30/2026	ACCOUNTS_PAYABLE	RECONCILED	BANK FEES	6,743.75	1/30/2026	
78816	943112	1/30/2026	ACCOUNTS_PAYABLE	RECONCILED	PNC BANK	7,753.12	1/30/2026	
78817	943113	1/30/2026	ACCOUNTS_PAYABLE	RECONCILED	POSTAGE	1,092.23	1/30/2026	
Grand Total						**$ 12,368,360.03**		

Willoughby-Eastlake City

BOE Cash Summary (FINSUMDTR)Report

Fund	SCC	Description	Beginning Balance	MTD Revenues	FYTD Revenues	MTD Expenditures	FYTD Expenditures	Current Available Balance
001	0000	GENERAL FUND	$ 31,192,898.58	$ 1,998,839.78	$ 60,145,010.91	$ 8,850,176.00	$ 63,994,056.62	$ 27,343,852.87
002	0000	Debt Retirement	0.00	0.00	503,851.36	0.00	503,851.36	0.00
002	9999	November Bond Issue	7,564,877.74	0.00	2,716,484.92	0.00	4,005,946.87	6,275,415.79
003	0000	PERMANENT IMPROVEMENT FUND	18,486,541.96	0.00	1,097,589.35	166,611.77	6,530,365.37	13,053,765.94
004	9010	Board Office and Garage	16,597.56	0.00	0.00	0.00	16,597.56	0.00
006	0000	Food Service	2,599,157.80	218,893.66	1,273,549.18	242,455.32	1,719,201.76	2,153,505.22
007	0000	Jennings CSI Urb 2 Burb	11,959.90	0.00	0.00	0.00	0.00	11,959.90
007	9002	Autism Community	808.66	0.00	0.00	0.00	0.00	808.66
007	9003	Camp Invention	2,637.26	0.00	0.00	0.00	0.00	2,637.26
007	9006	KOSTER SCHOLARSHIP	110,583.69	534.30	2,314.78	0.55	2,002.13	110,896.34
007	9007	MMO SCHOLARSHIP	1,000.00	0.00	0.00	0.00	0.00	1,000.00
007	9008	PHONEMIC AWARENESS	241.80	0.00	0.00	0.00	0.00	241.80
007	9009	R. LEWIS FUND	231.62	0.00	0.00	0.00	0.00	231.62
007	9010	RAYNOR SCHOLARSHIP	2,762.32	0.00	0.00	0.00	2,762.32	0.00
007	9011	SOUTH BERLIN	14,716.09	7,719.35	7,719.35	0.00	0.00	22,435.44
007	9013	LAKE TRANSITIONS	66.00	0.00	0.00	0.00	0.00	66.00
007	9014	LONGFELLOW SPECIAL NEEDS	141.03	0.00	0.00	0.00	0.00	141.03
007	9015	UNCLAIMED FUNDS	14,460.43	0.00	0.00	0.00	0.00	14,460.43
007	9016	Special Education Supplies	156.00	0.00	0.00	0.00	0.00	156.00
007	9017	OASBO Foundation Scholarship-School Bus. Mgmt.	500.00	0.00	0.00	0.00	0.00	500.00
007	9018	Career Explorations Berlin	20.02	0.00	0.00	0.00	0.00	20.02
007	9020	Bridge to Success Berlin	5.20	0.00	0.00	0.00	0.00	5.20
007	9021	NCIW Berlin	1,044.36	0.00	0.00	0.00	0.00	1,044.36
007	9025	NCIW Lozick Foundation	8,775.23	0.00	0.00	0.00	0.00	8,775.23
007	9030	North Class of 1972 Scholarship Fund	1,646.56	0.00	211.00	0.00	0.00	1,857.56
007	9033	Peggy Atkinson Jackson KSU Scholarship	600.00	0.00	0.00	0.00	0.00	600.00
007	9035	North Berlin	19,056.03	6,940.00	6,940.00	0.00	0.00	25,996.03
007	9040	North High Ohio Arts Council	326.36	0.00	0.00	0.00	0.00	326.36
007	9042	North ConsSci,Music,SciLabsDepts	5.00	0.00	0.00	0.00	0.00	5.00
007	9044	North American Red Cross HS Scholarship Program	1,000.00	0.00	0.00	0.00	500.00	500.00
007	9052	Jefferson Jennings	0.00	0.00	1,000.00	0.00	0.00	1,000.00
007	9055	Edison Jennings	0.30	0.00	0.00	0.00	0.00	0.30
007	9057	EMS Jennings	0.00	0.00	1,000.00	0.00	0.00	1,000.00
007	9060	North Jennings	4.16	0.00	0.00	0.00	0.00	4.16
007	9070	South Jennings	1.00	0.00	0.00	0.00	0.00	1.00
007	9072	South American Red Cross HS Scholarship Program	1,250.00	0.00	0.00	0.00	0.00	1,250.00
007	9075	South ConsSci,Music,SciLabsDepts	15,000.00	0.00	0.00	0.00	0.00	15,000.00
007	9080	Steven Bennett Memorial Fund	3,528.00	0.00	0.00	0.00	0.00	3,528.00
007	9090	WWMS G.F. Martin Educational	4,979.99	0.00	0.00	0.00	0.00	4,979.99

Willoughby-Eastlake City

BOE Cash Summary (FINSUMDTR)Report

Fund	SCC	Description	Beginning Balance	MTD Revenues	FYTD Revenues	MTD Expenditures	FYTD Expenditures	Current Available Balance
		Foundation						
007	9100	SOI The NEA Foundation	$ 0.25	$ 0.00	$ 0.00	$ 0.00	$ 0.00	$ 0.25
011	0000	Auto Collision	2,296.72	475.72	1,092.07	324.45	904.38	2,484.41
011	9001	Automotive Technology	19,698.47	1,390.03	10,416.34	2,295.72	11,032.17	19,082.64
011	9003	Cosmetology	12,537.66	261.00	2,060.00	221.14	221.14	14,376.52
011	9238	Welding	1,008.21	0.00	0.00	0.00	0.00	1,008.21
012	9026	ADULT EDUCATION	0.00	0.00	68,683.57	47,464.86	327,882.37	(259,198.80)
018	0000	W-E Foundation	196.02	0.00	0.00	0.00	0.00	196.02
018	9110	Superintendent	68,335.50	42,739.39	78,698.46	3,489.12	40,869.45	106,164.51
018	9115	The Performing Arts Center	2,053.46	0.00	0.00	0.00	0.00	2,053.46
018	9131	Gifted Services	640.13	0.00	0.00	0.00	0.00	640.13
018	9132	Early Literacy Program	(81.09)	110.00	110.00	0.00	0.00	28.91
018	9133	Bridge to Success	1,044.56	0.00	0.00	0.00	0.00	1,044.56
018	9134	PACE	4,243.13	173.00	959.00	0.00	3,090.98	2,111.15
018	9168	Pre-School	26,750.27	0.00	3,601.16	715.39	3,600.32	26,751.11
018	9170	Life Skills	473.40	0.00	0.00	0.00	0.00	473.40
018	9209	North High School Special Ed.	3,980.33	0.00	0.00	202.91	332.82	3,647.51
018	9210	North High School (Main)	22,769.16	0.00	2,572.33	300.00	1,123.38	24,218.11
018	9211	North High School Art	325.83	0.00	0.00	0.00	0.00	325.83
018	9212	North High School English	1,703.47	0.00	336.00	0.00	0.00	2,039.47
018	9213	North High School Foreign Language	2,358.57	0.00	0.00	0.00	0.00	2,358.57
018	9214	North High School Math	400.00	0.00	0.00	400.00	400.00	0.00
018	9215	North High School Science	87.92	0.00	0.00	0.00	0.00	87.92
018	9217	North High Bike Club	409.85	0.00	0.00	0.00	0.00	409.85
018	9218	North High School Spanish	838.04	0.00	0.00	0.00	0.00	838.04
018	9220	South High School (Main)	51,465.44	890.00	5,578.64	48.00	1,265.26	55,778.82
018	9222	The Frank Platzar Memorial Fund	560.00	0.00	0.00	0.00	0.00	560.00
018	9230	NCI (Main)	12,327.25	0.00	789.96	0.00	114.97	13,002.24
018	9235	NCI Career Explorations	1,564.85	0.00	0.00	0.00	0.00	1,564.85
018	9236	NCI Nursing	8,340.91	0.00	1,665.45	0.00	200.00	9,806.36
018	9241	NCI Employment Assistance	1,536.29	0.00	0.00	0.00	0.00	1,536.29
018	9250	School of Innovation (Main)	16,481.65	7,552.90	20,800.90	1,398.96	6,820.83	30,461.72
018	9310	Eastlake (Main)	6,129.45	1,686.80	24,584.60	7,554.47	15,205.55	15,508.50
018	9311	Eastlake Autism	4,127.96	0.00	500.00	188.74	596.80	4,031.16
018	9313	Eastlake Laker Academy	542.97	0.00	0.00	0.00	0.00	542.97
018	9320	Willoughby (Main)	14,632.02	21.10	16,782.56	436.40	7,920.29	23,494.29
018	9321	Willoughby Choir	1,229.12	0.00	0.00	0.00	0.00	1,229.12
018	9322	Willoughby Physical Ed.	766.91	0.00	0.00	0.00	0.00	766.91
018	9324	Willoughby Drama	1,155.31	0.00	0.00	0.00	0.00	1,155.31
018	9325	Willoughby Power of the Pen	167.15	0.00	0.00	0.00	0.00	167.15
018	9326	Willoughby Math	3,543.50	0.00	0.00	0.00	0.00	3,543.50

Willoughby-Eastlake City

BOE Cash Summary (FINSUMDTR)Report

Fund	SCC	Description	Beginning Balance	MTD Revenues	FYTD Revenues	MTD Expenditures	FYTD Expenditures	Current Available Balance
018	9327	Willoughby PBIS Program	$ 131.84	$ 0.00	$ 0.00	$ 0.00	$ 0.00	$ 131.84
018	9330	Willowick (Main)	10,098.08	159.00	574.20	0.00	99.98	10,572.30
018	9331	Willowick Media Center	5,992.69	0.00	3,573.56	117.77	259.17	9,307.08
018	9332	Willowick Physical Education	1,928.23	0.00	0.00	0.00	0.00	1,928.23
018	9410	Edison (Main)	20,301.14	1,299.63	2,590.63	1,168.29	4,599.92	18,291.85
018	9420	Grant (Main)	23,867.68	617.00	617.00	1,120.00	1,456.40	23,028.28
018	9430	Jefferson (Main)	12,948.18	88.40	4,065.96	1,085.00	1,701.88	15,312.26
018	9440	Longfellow (Main)	32,686.88	41.50	7,581.50	5,306.11	6,553.92	33,714.46
018	9447	Royalview Grade 5	391.31	0.00	0.00	0.00	0.00	391.31
018	9448	Royalview Community Challenge (formerly RV Mayor's Challenge)	1,070.15	0.00	0.00	0.00	0.00	1,070.15
018	9449	Royal Council	3,764.96	0.00	170.00	0.00	1,552.84	2,382.12
018	9450	Royalview (Main)	10,337.67	574.00	5,342.25	1,052.00	4,731.10	10,948.82
018	9451	Royalview 1st Grade Box Tops	228.66	0.00	0.00	0.00	0.00	228.66
018	9452	Royalview 2nd Grade Box Tops	312.87	0.00	0.00	0.00	0.00	312.87
018	9453	Royalview 3rd Grade Box Tops	637.83	0.00	0.00	0.00	0.00	637.83
018	9454	Royalview 4th Grade Box Tops	95.40	0.00	0.00	0.00	0.00	95.40
018	9455	Royalview 5th Grade Box Tops	578.61	0.00	0.00	0.00	0.00	578.61
018	9456	Royalview KDG Box Tops	176.62	0.00	0.00	0.00	0.00	176.62
018	9457	Royalview Special Ed. Box Tops	339.69	0.00	0.00	0.00	0.00	339.69
018	9458	Royalview RV Bldg Box Tops	3,489.15	344.70	344.70	0.00	0.00	3,833.85
018	9459	Royalview Courtyard	1,197.94	0.00	0.00	0.00	126.98	1,070.96
019	9051	Longfellow Academic Boosters (to be closed)	300.00	0.00	0.00	0.00	0.00	300.00
019	9126	Safety	13.26	0.00	0.00	0.00	0.00	13.26
019	9133	Bridge to Success	(341.15)	0.00	0.00	0.00	0.00	(341.15)
019	9134	Success Academy	684.72	0.00	0.00	0.00	0.00	684.72
019	9211	North Library	40.56	0.00	0.00	0.00	0.00	40.56
019	9215	North Target Grants	10.50	0.00	0.00	0.00	0.00	10.50
019	9220	Rebel Families	2,598.78	1,196.22	1,196.22	0.00	0.00	3,795.00
019	9221	Walmart Grants	4.13	0.00	0.00	0.00	0.00	4.13
019	9223	South Lakeland PSE	9.03	0.00	0.00	0.00	0.00	9.03
019	9225	South PLTW Engineering	5,002.80	0.00	0.00	0.00	0.00	5,002.80
019	9237	NCI Bus Tech Believe In Ohio	504.46	0.00	0.00	0.00	0.00	504.46
019	9240	Health Informatics Pilot Site	5,000.00	0.00	0.00	0.00	0.00	5,000.00
019	9250	FirstEnergy STEM Classroom Grants	38.89	0.00	0.00	0.00	0.00	38.89
019	9273	NCI Bus Tech The Veale Foundation	3,959.17	172.22	10,172.22	0.00	3,752.31	10,379.08
019	9310	Eastlake Share-A-Vision	(51.69)	0.00	664.00	0.00	0.00	612.31
019	9312	Eastlake GPD Group Emp Found Grt	3,249.00	0.00	0.00	0.00	3,249.00	0.00
019	9320	Willoughby OHGMEC	139.99	0.00	0.00	0.00	0.00	139.99
019	9321	Willoughby OMLA	17.40	0.00	0.00	0.00	0.00	17.40
019	9323	Willoughby Lakeland PSE	4.01	0.00	0.00	0.00	0.00	4.01

Willoughby-Eastlake City

BOE Cash Summary (FINSUMDTR)Report

Fund	SCC	Description	Beginning Balance	MTD Revenues	FYTD Revenues	MTD Expenditures	FYTD Expenditures	Current Available Balance
019	9330	Willowick Academic Boosters	$ 400.00	$ 0.00	$ 0.00	$ 0.00	$ 0.00	$ 400.00
019	9335	Willowick Mlakar Enrich. Fund	159.37	0.00	0.00	0.00	0.00	159.37
019	9410	Edison Lakeland PSE Grants	0.00	325.00	325.00	0.00	0.00	325.00
019	9412	Edison PPG Grants	0.07	0.00	0.00	0.00	0.00	0.07
019	9420	Grant United Way of Lake County	199.77	0.00	0.00	0.00	0.00	199.77
019	9429	Jefferson Mastin/Lakeland PSE Grant	875.60	0.00	0.00	0.00	0.00	875.60
019	9432	Jefferson PPG Innovative Classroom Grant	20.97	0.00	0.00	0.00	0.00	20.97
019	9435	Jefferson Lentz Memorial Grant-LCRTA	32.45	0.00	0.00	0.00	0.00	32.45
019	9440	Longfellow Academic Boosters	(277.45)	0.00	0.00	0.00	0.00	(277.45)
019	9441	Longfellow SST4 MiniG	353.27	0.00	0.00	0.00	0.00	353.27
019	9445	Longfellow Lentz Memorial Grant-LCRTA	6.94	0.00	0.00	0.00	0.00	6.94
019	9450	Royalview SST4 MiniG	(219.43)	0.00	0.00	0.00	0.00	(219.43)
019	9451	Royalview Battelle Foundation	3.08	0.00	0.00	0.00	0.00	3.08
019	9452	Royalview GPD Group Emp Found Grt	57.83	0.00	0.00	0.00	0.00	57.83
019	9455	Royalview Lentz Memorial Grant-LCRTA	3.79	0.00	0.00	0.00	0.00	3.79
019	9458	Royalview Grant Imahara STEAM Found.	6,000.00	0.00	0.00	0.00	5,753.90	246.10
019	9510	Longfellow GPD Group Emp Found Grt	261.29	0.00	0.00	0.00	0.00	261.29
019	9610	Compass Group	5,000.00	0.00	0.00	0.00	0.00	5,000.00
019	9710	Jeanne Cocco Memorial Grant	1,279.09	0.00	0.00	0.00	0.00	1,279.09
019	9810	Mastin/Lakeland-PSE Grant	39.58	0.00	0.00	0.00	0.00	39.58
020	9001	Summer School	30,463.22	0.00	834.67	0.00	0.00	31,297.89
020	9010	Field House Maintenance	134,372.99	206.17	22,889.79	0.00	20,752.21	136,510.57
020	9015	Pool Maintenance	67,186.48	103.08	11,444.91	0.00	0.00	78,631.39
020	9026	Post-Secondary Nursing	0.00	52,116.83	2,979,197.05	43,661.53	236,267.01	2,742,930.04
020	9250	SOI Fab Lab (Resale out of district)	714.07	0.00	0.00	0.00	0.00	714.07
020	9510	Kennedy Preschool	48,700.21	0.00	0.00	0.00	0.00	48,700.21
020	9610	Food Service	7,929.71	0.00	0.00	0.00	0.00	7,929.71
021	9250	SOI Fab Lab (Resale within district)	923.08	0.00	0.00	0.00	0.00	923.08
022	9001	Adult Nursing Program	0.00	0.00	629,229.00	0.00	113,207.79	516,021.21
022	9302	North OHSAA Tournaments	2,803.87	0.00	1,615.00	0.00	800.00	3,618.87
022	9402	South OHSAA Tournaments	7,294.47	0.00	3,004.00	310.00	310.00	9,988.47
024	9001	Medical Self-Insurance	2,052,290.43	2,870,263.20	10,647,276.59	1,817,259.92	9,778,140.17	2,921,426.85
024	9002	Workers' Comp. Self-Insurance	17,306.72	0.00	0.00	(5,742.36)	(8,054.36)	25,361.08
027	9001	Workers' Comp. Self-Insurance	491,586.36	0.00	0.00	4,300.00	301,685.50	189,900.86
035	9001	TERMINATION BENEFITS	487,106.35	0.00	900,000.00	820,060.02	930,467.35	456,639.00
200	9001	EASTLAKE INSTRUMENTAL MUSIC	1,273.29	0.00	587.00	0.00	0.00	1,860.29
200	9002	EASTLAKE GREEN TEAM	212.42	0.00	0.00	0.00	0.00	212.42
200	9005	EASTLAKE STUDENT COUNCIL	24,724.30	0.00	0.00	594.00	777.99	23,946.31
200	9006	EASTLAKE VOCAL MUSIC	5,321.92	0.00	225.00	0.00	268.15	5,278.77
200	9007	EASTLAKE NATIONAL JR. HONOR SOCIETY	615.28	0.00	0.00	0.00	0.00	615.28

Willoughby-Eastlake City

BOE Cash Summary (FINSUMDTR)Report

Fund	SCC	Description	Beginning Balance	MTD Revenues	FYTD Revenues	MTD Expenditures	FYTD Expenditures	Current Available Balance
200	9008	EASTLAKE ART CLUB	$ 234.02	$ 0.00	$ 0.00	$ 0.00	$ 0.00	$ 234.02
200	9101	WILLOUGHBY ART CLUB	3,767.42	0.00	0.00	0.00	0.00	3,767.42
200	9103	WILLOUGHBY INSTRUMENTAL MUSIC	449.92	0.00	0.00	0.00	0.00	449.92
200	9104	WILLOUGHBY LIBRARY CLUB	11.37	0.00	0.00	0.00	0.00	11.37
200	9105	WILLOUGHBY ROCKET CLUB	2,227.73	0.00	0.00	0.00	0.00	2,227.73
200	9107	Willoughby Student Council	2,251.06	0.00	0.00	89.91	179.82	2,071.24
200	9108	WILLOUGHBY YEARBOOK	4,279.23	0.00	0.00	0.00	0.00	4,279.23
200	9109	Willoughby 8th Grade Club	6,755.71	340.00	4,159.00	0.00	5,420.42	5,494.29
200	9110	WMS Makerspace Club	135.76	0.00	150.00	0.00	0.00	285.76
200	9166	Career Explorations	3,887.34	0.00	1,062.50	197.65	1,056.64	3,893.20
200	9202	WILLOWICK MUSIC PROGRAMS	3,687.85	0.00	1,300.00	1,694.00	1,766.89	3,220.96
200	9203	WILLOWICK LANCE NEWSPAPER	1,420.03	0.00	0.00	0.00	0.00	1,420.03
200	9204	WILLOWICK LIBRARY CLUB	29.15	0.00	0.00	0.00	0.00	29.15
200	9205	WILLOWICK MATH CLUB	44.50	0.00	0.00	0.00	0.00	44.50
200	9206	WILLOWICK NATIONAL JR. HONOR SOCIETY	443.71	0.00	0.00	0.00	0.00	443.71
200	9208	WILLOWICK STUDENT COUNCIL	6,907.55	0.00	0.00	0.00	0.00	6,907.55
200	9209	WILLOWICK DRAMA CLUB	4,748.53	0.00	0.00	0.00	0.00	4,748.53
200	9301	NORTH HIGH ACADEMIC DECATHLON	530.55	0.00	730.00	0.00	0.00	1,260.55
200	9304	North High Music Programs	28,501.09	0.00	8,015.00	1,094.39	1,334.42	35,181.67
200	9305	North High Quizbowl	2,081.18	0.00	0.00	0.00	0.00	2,081.18
200	9309	NORTH HIGH DRAMA CLUB	24,825.59	0.00	6,710.00	1,312.50	6,747.55	24,788.04
200	9310	NORTH HIGH VOLUNTEERS' CLUB	6,661.98	0.00	0.00	0.00	66.34	6,595.64
200	9313	NORTH HIGH NATIONAL HONOR SOCIETY	219.30	0.00	320.00	0.00	0.00	539.30
200	9314	NORTH HIGH NATURE CLUB	2,946.98	0.00	0.00	0.00	0.00	2,946.98
200	9315	NORTH HIGH SEARCH LIGHT NEWSPAPER	716.88	0.00	0.00	0.00	0.00	716.88
200	9316	NORTH HIGH STUDENT COUNCIL	41,544.97	0.00	18,536.00	394.69	13,446.17	46,634.80
200	9317	NORTH HIGH YEARBOOK	26,318.04	0.00	982.00	0.00	28.49	27,271.55
200	9319	NORTH HIGH ART CLUB	3,772.97	0.00	0.00	0.00	0.00	3,772.97
200	9321	North High Science Club	188.62	0.00	0.00	0.00	0.00	188.62
200	9328	North High Class of 2025	6,109.25	0.00	0.00	0.00	1,407.30	4,701.95
200	9329	North High Class of 2026	8,284.75	0.00	1,610.00	749.00	2,037.75	7,857.00
200	9330	North High Coffee Cart Club	15.25	0.00	0.00	0.00	0.00	15.25
200	9331	North High Class of 2027	943.58	0.00	867.00	0.00	0.00	1,810.58
200	9340	North High Ranger Yell	156.88	0.00	8,132.22	0.00	0.00	8,289.10
200	9344	North High Robotics Club	310.00	0.00	2,142.00	0.00	0.00	2,452.00
200	9346	North High Fab Lab	2,391.47	0.00	103.48	0.00	0.00	2,494.95
200	9401	SOUTH HIGH ACADEMIC DECATHLON	1,314.25	0.00	0.00	0.00	0.00	1,314.25
200	9402	South High School Store	5,058.21	5,772.50	39,651.50	1,581.14	46,160.88	(1,451.17)
200	9409	SOUTH HIGH DRAMA CLUB	16,649.98	726.00	7,541.00	2,450.00	6,786.03	17,404.95

Willoughby-Eastlake City

BOE Cash Summary (FINSUMDTR)Report

Fund	SCC	Description	Beginning Balance	MTD Revenues	FYTD Revenues	MTD Expenditures	FYTD Expenditures	Current Available Balance
200	9410	SOUTH HIGH FOREIGN LANGUAGE	$ 2,252.85	$ 0.00	$ 56.00	$ 0.00	$ 0.00	$ 2,308.85
200	9411	SOUTH HIGH DIGITAL MEDIA CLUB	305.59	0.00	0.00	0.00	0.00	305.59
200	9412	South High Key Club	6,832.81	0.00	900.00	0.00	416.00	7,316.81
200	9413	SOUTH HIGH MARCHING BAND	7,838.24	0.00	10,285.00	0.00	5,828.41	12,294.83
200	9415	SOUTH HIGH NATIONAL HONOR SOCIETY	1,692.69	0.00	680.00	0.00	385.00	1,987.69
200	9418	SOUTH HIGH STUDENT COUNCIL	20,693.20	0.00	14,755.00	0.00	9,099.10	26,349.10
200	9419	SOUTH HIGH YEARBOOK	10,973.34	0.00	174.00	0.00	968.46	10,178.88
200	9425	South High Art Club	1,562.43	0.00	0.00	0.00	0.00	1,562.43
200	9426	South High Modern Dance Club	895.25	0.00	0.00	0.00	0.00	895.25
200	9429	South High Class of 2025	1,285.36	0.00	0.00	0.00	0.00	1,285.36
200	9445	South High Rebel Yell	1,098.80	0.00	8,649.90	0.00	0.00	9,748.70
200	9446	South High Fab Lab	(2,216.69)	0.00	0.00	0.00	0.00	(2,216.69)
200	9452	South High School Store Debt	9,000.00	0.00	0.00	0.00	0.00	9,000.00
200	9501	Auto Coll.	768.93	0.00	0.00	0.00	0.00	768.93
200	9502	Auto Tech.	3,223.59	0.00	120.00	442.60	469.55	2,874.04
200	9503	Business Technology	1,085.61	0.00	0.00	0.00	96.00	989.61
200	9504	Hospitality	817.71	0.00	0.00	0.00	0.00	817.71
200	9506	Welding	10,772.87	0.00	1,210.71	0.00	0.00	11,983.58
200	9508	Cosmetology	186.88	0.00	0.00	0.00	0.00	186.88
200	9601	GRANT STUDENT COUNCIL	1,619.78	0.00	0.00	0.00	0.00	1,619.78
200	9608	GRANT SCHOOL STORE	644.99	0.00	0.00	0.00	0.00	644.99
200	9801	Supt-Student Advisory Council	1,716.46	0.00	0.00	0.00	0.00	1,716.46
300	9001	EASTLAKE ATHLETICS	38,015.17	0.00	20,834.35	0.00	23,817.38	35,032.14
300	9101	WILLOUGHBY ATHLETICS	31,649.10	0.00	29,355.00	2,151.43	20,459.49	40,544.61
300	9201	WILLOWICK ATHLETICS	29,380.37	883.00	933.00	336.10	336.10	29,977.27
300	9301	NORTH ATHLETICS	71,278.15	6,241.80	58,302.00	23,776.98	59,428.97	70,151.18
300	9401	SOUTH ATHLETICS	300,449.40	9,978.32	99,802.39	1,750.00	45,111.71	355,140.08
413	9025	POST SECONDARY VOC EDUCATION	2,401,991.22	0.00	0.00	0.00	2,401,991.22	0.00
439	9025	PRESCHOOL	(17,675.09)	0.00	34,127.39	0.00	16,452.30	0.00
439	9026	PUBLIC SCHOOL PRESCHOOL	0.00	9,417.36	37,245.12	9,347.36	46,592.48	(9,347.36)
451	9026	DATA COMMUNICATION FUND	0.00	0.00	12,000.00	0.00	12,000.00	0.00
499	9026	Job Coach/Skills Trainer	0.00	0.00	0.00	5,571.96	5,571.96	(5,571.96)
499	9124	ODHE WORK READY GRANT	67,592.00	0.00	0.00	0.00	34,773.12	32,818.88
499	9324	ODHE SUPER RAPIDS GRANT	1,105.95	0.00	0.00	1,105.95	1,105.95	0.00
499	9424	ODHE TALENT READY GRANT	0.00	0.00	0.00	0.00	(1,000.00)	1,000.00
499	9425	ODHE TALENT READY GRANT	52,630.00	0.00	0.00	0.00	0.00	52,630.00
499	9526	AGO Formula-Based SSTG 25 Safety Grant	30,167.80	0.00	0.00	7,402.00	21,443.20	8,724.60
499	9626	Ohio DoD Tech Cred Agreements	0.00	0.00	0.00	0.00	68,000.00	(68,000.00)
502	9025	ODHE AWE NURSING FY25	396,879.71	0.00	0.00	0.00	396,879.71	0.00
516	9025	IDEA PART B GRANTS	67,326.35	0.00	58,884.17	0.00	126,210.52	0.00

Willoughby-Eastlake City

BOE Cash Summary (FINSUMDTR)Report

Fund	SCC	Description	Beginning Balance	MTD Revenues	FYTD Revenues	MTD Expenditures	FYTD Expenditures	Current Available Balance
516	9026	IDEA PART B GRANTS	$ 0.00	$ 166,711.65	$ 675,212.28	$ 167,592.62	$ 842,804.90	$ (167,592.62)
524	9026	E4E Competitive Grant FY2026	0.00	0.00	100,000.00	0.00	191,910.00	(91,910.00)
536	9025	TITLE I SCHOOL IMPROVEMENT A	2,837.90	0.00	4,641.96	0.00	7,479.86	0.00
551	9026	LIMITED ENGLISH PROFICIENCY	0.00	6,885.90	6,885.90	6,885.90	6,885.90	0.00
551	9125	TITLE III-IMMIGRANT	0.00	0.00	298.26	0.00	298.26	0.00
572	9025	TITLE I-A DISADVANTAGED CHILDREN	46,673.62	0.00	155,868.52	0.00	202,542.14	0.00
572	9026	TITLE I DISADVANTAGED CHILDREN	0.00	106,918.97	431,355.35	106,241.39	537,763.23	(106,407.88)
572	9125	Expanding Opportunities for Each Child	100.46	0.00	605.13	0.00	705.59	0.00
572	9226	TITLE I DISADVANTAGED CHILDREN	0.00	1,425.00	5,096.05	0.00	5,096.05	0.00
584	9025	TITLE IV, PART A, STUDENT SUPPORT AND ACADEMIC ENRICHMENT PROGRAMS	6,083.98	0.00	2,615.61	0.00	8,699.59	0.00
584	9026	TITLE IV, PART A, STUDENT SUPPORT AND ACADEMIC ENRICHMENT PROGRAMS	0.00	2,702.55	22,484.52	1,103.70	23,588.22	(1,103.70)
587	9026	IDEA PRESCHOOL-HANDICAPPED	0.00	7,933.74	31,734.96	7,933.74	39,668.70	(7,933.74)
590	9025	IMPROVING TEACHER QUALITY	14,888.56	0.00	29,298.43	0.00	44,186.99	0.00
590	9026	IMPROVING TEACHER QUALITY	0.00	23,010.37	73,974.35	14,834.63	93,162.84	(19,188.49)
599	9026	Post-Secondary Nursing Pell Grants - FY26	0.00	0.00	445,813.29	109,962.89	719,412.29	(273,599.00)
599	9126	ODHE AWE Nursing FY26	0.00	0.00	638,027.71	27,837.36	192,872.38	445,155.33
599	9226	CLSD Competitive Grant - FY26	0.00	0.00	65,815.14	0.00	112,299.52	(46,484.38)
599	9624	NSLP Equipment Assistance	0.00	0.00	10,000.00	0.00	10,000.00	0.00
Grand Total			**$ 67,766,250.11**	**$ 5,564,681.14**	**$ 84,418,475.33**	**$ 12,518,415.97**	**$ 95,027,575.70**	**$ 57,157,149.74**

Gross Depository Balances:		
US Bank 2030	$0.00	
US Bank 2014	$24,901.09	
Farmers Master	$25,000.00	
Farmers Sweep	$1,129,216.57	
Huntington 7314	$1,797,638.24	
Total Depository Balances (Gross)		$2,976,755.90
Adjustments to Bank Balance:		
Cash in Transit to Bank	$0.00	
Outstanding Checks	($1,676,955.13)	
Adjustments:		
Total Adjustments to Bank Balance		($1,676,955.13)
Investments:		
Treasury Bonds and Notes	$0.00	
Certificate of Deposits	$0.00	
Other Securities	$0.00	
Other Investments:		
STAR Ohio	$814.68	
Investments at RedTree	$55,740,481.89	
Investments at RedTree - Koster Scholarship	$112,446.29	
Total Investments		$55,853,742.86
Cash on Hand:		
Petty Cash:		
Change Cash:		
Cash with Fiscal Agent	$0.00	
Total Cash on Hand		$0.00
Total Balances		$57,153,543.63
Total Fund Balance		$57,157,149.74
Depository Clearance Accounts:		
US Bank Payroll 2022	$2,989.46	
Huntington Bank Payroll	$7,191.27	
Total Clearance Account Balances		$10,180.73



Treasurer

WILLOUGHBY-EASTLAKE CITY SCHOOLS
BOARD OF EDUCATION

Monthly Cash and Investments
For the Month Ended January 31, 2026

BANKS/FINANCIAL INSTITUTIONS	*Current Interest Rate*	*Prior month Interest Rate*	*Funds Held*
U.S. Bank	-	-	24,901.09
Huntington National Bank	-	-	120,683.11
Farmers National Bank	3.96	4.14	1,129,216.57
RedTree Investments	4.16	4.18	55,740,481.89
RedTree – Koster Scholarship	3.73	3.73	112,446.29
STAR Ohio	3.84	3.96	814.68
Total Cash and Investments			**$57,157,149.74**

General Fund Interest Income Snapshot Year to Date
FY24 and FY25 vs FY26

Interest Income to date – FY26	$1,691,028.46
Interest Income to date – FY25	$1,657,824.38
Interest Income to date – FY24	$1,523,996.99
Change from prior year	2%
Change from two years	11%

Monthly Activity Summary

	Since 1/1/2026
Beginning Book Value	**55,670,142.43**
Contributions	0.00
Withdrawals	0.00
Prior Month Management Fees	-4,720.26
Prior Month Custody Fees	-283.37
Realized Gains/Losses	249.00
Gross Interest Earnings	75,094.09
Ending Book Value	**55,740,481.89**

Portfolio Allocation as of 1/31/2026



Distribution by Maturity

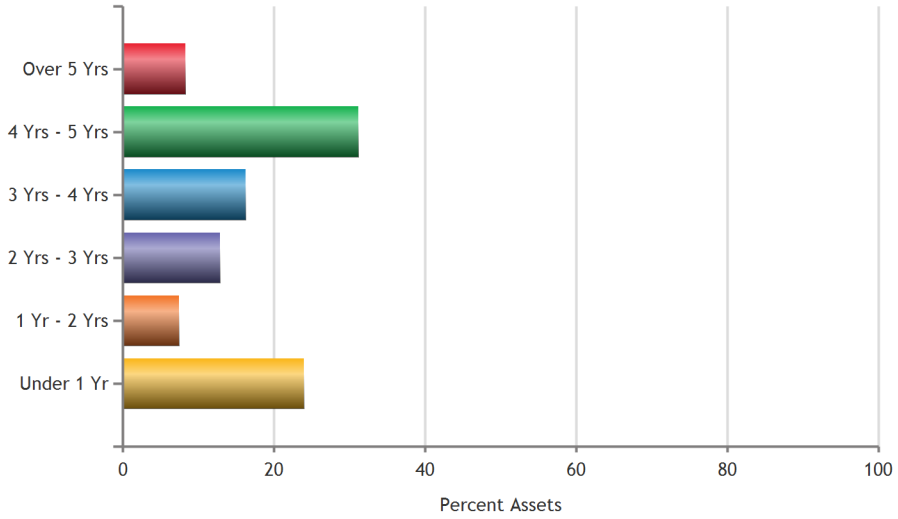

Allocation Information

Security Type	Market Value	% Assets	Yield	WAM
U.S. GOVERNMENT AGENCY NOTES	12,602,904.23	22.2	4.10	3.37
MUNICIPAL BONDS	6,792,426.81	12.0	4.31	5.04
U.S. TREASURY NOTES	15,341,402.26	27.1	3.99	3.35
CERTIFICATES OF DEPOSIT	14,830,344.32	26.2	4.26	1.92
COMMERCIAL PAPERS	7,021,509.88	12.4	4.31	0.22
MONEY MARKET FUNDS	79,625.86	0.1	3.55	0.00
Total	**56,668,213.35**	**100.0**	**4.16**	**2.79**

Estimated Gross Income Projection

2/1/2026 - 1/31/2027

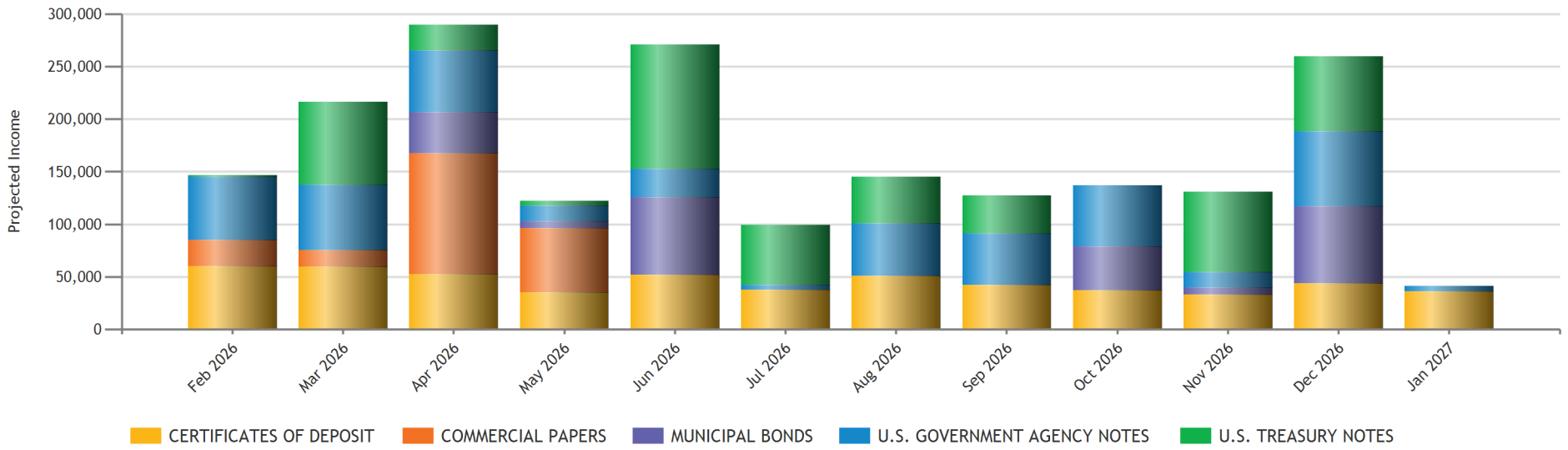

	Feb 2026	Mar 2026	Apr 2026	May 2026	Jun 2026	Jul 2026	Aug 2026	Sep 2026	Oct 2026	Nov 2026	Dec 2026	Jan 2027
CERTIFICATES OF DEPOSIT	59,858	59,626	52,252	35,064	51,728	37,531	51,179	42,157	37,112	33,269	43,937	36,157
COMMERCIAL PAPERS	25,176	15,953	115,321	61,350	0	0	0	0	0	0	0	0
MUNICIPAL BONDS	0	0	39,324	6,384	74,195	0	0	0	42,026	6,384	73,057	0
U.S. GOVERNMENT AGENCY NOTES	59,854	62,023	58,042	14,790	26,550	4,946	49,376	49,096	58,042	14,790	71,490	4,946
U.S. TREASURY NOTES	1,797	78,698	24,675	4,688	118,184	56,700	44,734	35,953	0	76,416	71,256	0
Total	**146,685**	**216,301**	**289,613**	**122,276**	**270,658**	**99,176**	**145,290**	**127,207**	**137,180**	**130,859**	**259,740**	**41,102**

Grand Total	**1,986,086**

Gross Monthly Income

Negative Amounts Represent Paid Accrued Interest
1/1/2026 - 1/31/2026

Pay-Date	CUSIP	Security	Amount
U.S. GOVERNMENT AGENCY NOTES			
1/15/2026	3134GW4E3	Federal Home Ln Mtg 1.280% Due 10/28/2030	-657.07
1/15/2026	3134HBYB1	Federal Home Ln Mtg 4.750% Due 7/15/2030	19,000.00
1/29/2026	3133EL2C7	Federal Farm Credit Bank 1.230% Due 7/29/2030	2,952.00
			21,294.93
MUNICIPAL BONDS			
1/22/2026	199492XP9	City of Columbus, OH GO 4.020% Due 4/1/2032	-7,498.97
1/26/2026	172252K64	Cincinnati CSD, OH GO 3.745% Due 6/1/2030	-5,435.45
			-12,934.42
CERTIFICATES OF DEPOSIT			
1/2/2026	05465DBR8	Axos Bank, CA 3.800% Due 4/2/2027	803.62
1/7/2026	29367RND4	Enterprise Bank, PA 4.600% Due 6/7/2029	972.81
1/9/2026	795451DX8	Sallie Mae Bank, UT 4.050% Due 7/9/2030	5,002.03
1/12/2026	23322GY76	DMB Community Bank, WI 3.850% Due 8/14/2028	814.20
1/12/2026	59013KG34	Merrick Bank, UT 4.100% Due 8/12/2027	867.07
1/12/2026	68405VCB3	Optum Bank, UT 4.550% Due 7/10/2028	5,596.62
1/12/2026	74086MAZ6	Presidential Bank, MD 3.650% Due 4/12/2027	771.90
1/12/2026	88241TTK6	Texas Exchange Bank Crowley 3.700% Due 10/11/2028	361.38
1/12/2026	91139LAM8	United Roosevelt Svgs Bank, NJ 4.500% Due 9/12/2028	951.66
1/13/2026	02554BFF3	American Eagle Bank, IL 3.850% Due 7/13/2027	814.20
1/13/2026	31925YCU4	First Bank of The Lake, MO 4.150% Due 6/13/2028	877.64
1/13/2026	523744BA7	Lea County State Bank, NM 4.100% Due 8/13/2027	867.07
1/13/2026	695292FT4	Paducah B&T, KY 4.500% Due 4/13/2026	951.66
1/14/2026	15118RG68	Celtic Bank, UT 4.500% Due 4/14/2026	951.66

Gross Monthly Income

Negative Amounts Represent Paid Accrued Interest
1/1/2026 - 1/31/2026

Pay-Date	CUSIP	Security	Amount
1/14/2026	949764NJ9	Wells Fargo Bank, SD 4.850% Due 5/14/2027	1,021.56
1/15/2026	098079BG0	b1Bank, LA 4.650% Due 9/15/2026	983.38
1/15/2026	32110YW27	First National Bank of America, MI 3.650% Due 12/26/2030	771.90
1/15/2026	34387AHW2	Flushing Bank, NY 4.000% Due 8/12/2026	845.92
1/16/2026	58404DYM7	Medallion Bank, UT 3.650% Due 9/16/2030	771.90
1/20/2026	20033A3V6	Comenity Capital Bank, UT 4.550% Due 4/17/2026	962.23
1/20/2026	319267LP3	First Bank of Richmond, IN 4.100% Due 1/19/2027	5,043.11
1/20/2026	70086VAU5	Park State Bank, MN 4.450% Due 7/19/2028	449.75
1/22/2026	39083PDL3	Great Midwest Bank, WI 4.350% Due 1/22/2026	919.94
1/22/2026	47804GLG6	John Marshall Bank, VA 4.750% Due 2/23/2026	1,004.53
1/23/2026	32117BFQ6	First Natl Bank Damariscotta, ME 4.800% Due 3/23/2026	1,011.02
1/26/2026	09776DAZ7	BOM Bank, LA 3.650% Due 10/24/2030	771.90
1/26/2026	307811KJ7	Farmers & Merchants Bank, WI 3.750% Due 9/27/2027	793.05
1/26/2026	31904PDH6	First B&T Brookings, SD 4.650% Due 7/26/2027	983.38
1/26/2026	90355GB47	UBS Bank USA, UT 3.900% Due 11/26/2030	824.77
1/28/2026	45780PDK8	Institution for Savings, MA 3.650% Due 10/28/2030	771.90
			38,533.76
COMMERCIAL PAPERS			
1/26/2026	63307MC64	National Bank CDA 0.000% Due 3/6/2026	27,620.00
			27,620.00
MONEY MARKET FUNDS			
1/2/2026	USBMMF	First American Treasury Obligations Fund	579.82
			579.82
TOTAL INCOME			**75,094.09**

Realized Gains and Losses

1/1/2026 - 1/31/2026

Purchase Date	Close Date	Quantity	CUSIP	Security	Cost Basis	Proceeds	Total Gain/Loss
7/25/2025	1/15/2026	800,000	3134HBYB1	Federal Home Ln Mtg 4.750% Due 7/15/2030	800,000.00	800,000.00	0.00
1/22/2024	1/22/2026	249,000	39083PDL3	Great Midwest Bank, WI 4.350% Due 1/22/2026	248,751.00	249,000.00	249.00
Total Gains							**249.00**
Total Losses							**0.00**
Total					**1,048,751.00**	**1,049,000.00**	**249.00**

Quantity	Cusip	Security Description	Moody's	S&P	Call Date	Cost Basis	Market Value	Yield at Cost	Wtd Maturity	FDIC Number	Purchase Date
U.S. GOVERNMENT AGENCY NOTES											
400,000	3133EPBJ3	Federal Farm Credit Bank 4.375% Due 2/23/2026	Aa1	AA+		398,272.00	400,085.94	4.53	0.06		2/23/2023
500,000	3130AV6J6	Federal Home Ln Bank 4.500% Due 3/13/2026	Aa1	AA+		498,322.98	500,503.67	4.62	0.12		3/2/2023
500,000	3130AMUL4	Federal Home Ln Bank 1.000% Due 12/30/2026	Aa1	AA+	3/30/2026	455,060.00	488,457.17	4.29	0.90		1/22/2024
680,000	3130B1TM9	Federal Home Ln Bank 4.350% Due 11/24/2028	Aa1	AA+		677,640.40	691,797.67	4.44	2.61		6/28/2024
425,000	3130B0SL4	Federal Home Ln Bank 5.000% Due 4/2/2029	Aa1	AA+	4/2/2026	425,000.00	425,060.83	5.00	2.86		4/8/2024
595,000	3133ERDH1	Federal Farm Credit Bank 4.750% Due 4/30/2029	Aa1	AA+		594,728.07	614,771.65	4.76	2.97		4/30/2024
500,000	3130B1RB5	Federal Home Ln Bank 5.000% Due 6/26/2029	Aa1	AA+	6/26/2026	500,000.00	502,678.93	5.00	3.09		6/26/2024
947,000	3133EKA30	Federal Farm Credit Bank 2.250% Due 8/15/2029	Aa1	AA+	2/9/2026	896,562.78	901,100.12	3.74	3.32		10/2/2025
500,000	3133ERPS4	Federal Farm Credit Bank 3.750% Due 8/15/2029	Aa1	AA+		497,908.00	500,412.73	3.84	3.23		8/15/2024
500,000	3133ERPS4	Federal Farm Credit Bank 3.750% Due 8/15/2029	Aa1	AA+		498,035.00	500,412.73	3.84	3.23		8/16/2024
500,000	3133ETBF3	Federal Farm Credit Bank 4.000% Due 4/1/2030	Aa1	AA+		500,000.00	504,926.12	4.00	3.76		4/3/2025
800,000	3133ETUP0	Federal Farm Credit Bank 4.490% Due 5/20/2030	Aa1	AA+	2/20/2026	799,600.00	799,679.90	4.50	3.80		9/5/2025
480,000	3133EL2C7	Federal Farm Credit Bank 1.230% Due 7/29/2030	Aa1	AA+	2/9/2026	427,608.00	427,166.46	3.76	4.30		10/31/2025
350,000	3133EL3J1	Federal Farm Credit Bank 1.150% Due 8/12/2030	Aa1	AA+	2/9/2026	309,330.00	310,692.69	3.80	4.31		10/8/2025
330,000	3133EL5K6	Federal Farm Credit Bank 1.240% Due 9/3/2030	Aa1	AA+	2/9/2026	293,013.60	294,512.74	3.81	4.36		11/7/2025
900,000	3130AF2S5	Federal Home Ln Bank 3.500% Due 9/13/2030	Aa1	AA+		894,240.90	889,929.12	3.64	4.17		9/15/2025
500,000	3133ETYU5	Federal Farm Credit Bank 3.500% Due 9/23/2030	Aa1	AA+		497,789.50	493,318.10	3.60	4.19		9/23/2025
560,000	3133ETYU5	Federal Farm Credit Bank 3.500% Due 9/23/2030	Aa1	AA+		555,134.16	552,516.27	3.69	4.19		9/23/2025
600,000	3130B7QC1	Federal Home Ln Bank 4.250% Due 9/23/2030	Aa1	AA+	3/23/2026	600,000.00	598,159.33	4.25	4.11		9/23/2025
1,200,000	3133ETH67	Federal Farm Credit Bank 3.625% Due 10/17/2030	Aa1	AA+		1,197,276.00	1,192,003.81	3.68	4.25		10/17/2025
240,000	3134GW4E3	Federal Home Ln Mtg 1.280% Due 10/28/2030	Aa1	AA+	4/28/2026	214,045.25	213,639.61	3.77	4.51		1/15/2026

Quantity	Cusip	Security Description	Moody's	S&P	Call Date	Cost Basis	Market Value	Yield at Cost	Wtd Maturity	FDIC Number	Purchase Date
550,000	3134HCDL0	Federal Home Ln Mtg 4.200% Due 12/26/2030	Aa1	AA+	6/26/2026	550,000.00	549,487.21	4.20	4.37		12/26/2025
110,000	3133ET7A9	Federal Farm Credit Bank 3.625% Due 1/13/2031	Aa1	AA+		109,516.66	109,160.63	3.72	4.48		1/13/2026
	Accrued Interest						142,430.78				
						12,389,083.30	**12,602,904.23**	**4.10**	**3.37**		
MUNICIPAL BONDS											
750,000	186392CD6	Cleveland SD, OH GO 5.200% Due 12/1/2026	Aa1	AA+		737,542.50	757,845.00	5.78	0.81		10/4/2023
400,000	407774GK8	Hamilton CSD, OH GO 4.000% Due 12/1/2026		AA+		413,596.00	401,768.00	3.20	0.81		4/22/2022
950,000	172252K64	Cincinnati CSD, OH GO 3.745% Due 6/1/2030	Aa2		6/1/2026	940,500.00	941,364.50	4.00	3.94		1/26/2026
1,165,000	19951BBS2	City of Columbus, OH GO 3.976% Due 10/1/2031	Aaa	AAA		1,165,000.00	1,160,596.30	3.98	4.98		10/22/2025
605,000	199492XP9	City of Columbus, OH GO 4.020% Due 4/1/2032	Aaa	AAA	10/1/2028	600,873.90	601,847.95	4.15	5.34		1/22/2026
440,000	138471DE4	Canton LSD, OH GO 2.902% Due 11/1/2032		AA+	11/1/2029	396,774.40	401,456.00	4.34	5.97		8/13/2024
825,000	172217Q79	City of Cincinnati, OH GO 2.000% Due 12/1/2033	Aa2	AA	12/1/2030	673,414.50	699,344.25	4.60	7.05		4/3/2025
425,000	840658QL5	South-Western CSD, OH GO 2.932% Due 12/1/2033	Aa2		12/1/2029	385,381.50	386,456.75	4.33	6.83		12/9/2025
500,000	199492E88	City of Columbus, OH, GO 2.682% Due 4/1/2034	Aaa	AAA		448,745.00	443,425.00	4.15	7.10		12/3/2025
655,000	479545EC5	Johnstown-Monroe CSD, OH GO 2.470% Due 12/1/2034		AA	12/1/2030	566,522.60	564,020.50	4.27	7.70		10/7/2025
425,000	840658QM3	South-Western CSD, OH GO 2.982% Due 12/1/2034	Aa2		12/1/2029	382,279.00	381,063.50	4.35	7.56		12/9/2025
	Accrued Interest						53,239.06				
						6,710,629.40	**6,792,426.81**	**4.31**	**5.04**		
U.S. TREASURY NOTES											
750,000	91282CGT2	US Treasury Note 3.625% Due 3/31/2028	Aa1	AA+		746,835.94	751,289.06	3.75	2.04		8/14/2024
125,000	9128284V9	US Treasury Note 2.875% Due 8/15/2028	Aa1	AA+		114,995.13	122,905.27	4.73	2.39		9/29/2023
300,000	9128285M8	US Treasury Note 3.125% Due 11/15/2028	Aa1	AA+		288,316.38	296,332.03	4.01	2.63		1/5/2024

Quantity	Cusip	Security Description	Moody's	S&P	Call Date	Cost Basis	Market Value	Yield at Cost	Wtd Maturity	FDIC Number	Purchase Date
460,000	91282CJN2	US Treasury Note 4.375% Due 11/30/2028	Aa1	AA+		457,915.58	469,505.47	4.49	2.63		5/23/2024
2,000,000	91282CJR3	US Treasury Note 3.750% Due 12/31/2028	Aa1	AA+		1,990,625.00	2,008,203.12	3.87	2.73		8/12/2024
750,000	91282CJW2	US Treasury Note 4.000% Due 1/31/2029	Aa1	AA+		741,298.83	758,291.02	4.28	2.81		6/25/2024
750,000	91282CKD2	US Treasury Note 4.250% Due 2/28/2029	Aa1	AA+		749,824.22	763,681.64	4.25	2.82		6/25/2024
570,000	91282CKG5	US Treasury Note 4.125% Due 3/31/2029	Aa1	AA+		560,603.87	578,416.40	4.50	2.91		5/13/2024
635,000	91282CEV9	US Treasury Note 3.250% Due 6/30/2029	Aa1	AA+		619,000.97	626,913.67	3.82	3.19		8/22/2024
750,000	91282CEV9	US Treasury Note 3.250% Due 6/30/2029	Aa1	AA+		735,527.34	740,449.22	3.69	3.19		8/30/2024
500,000	91282CLC3	US Treasury Note 4.000% Due 7/31/2029	Aa1	AA+		496,834.07	505,546.88	4.14	3.24		7/31/2024
560,000	91282CLR0	US Treasury Note 4.125% Due 10/31/2029	Aa1	AA+		559,081.25	568,443.75	4.16	3.41		11/4/2024
145,000	91282CMA6	US Treasury Note 4.125% Due 11/30/2029	Aa1	AA+		144,943.36	147,180.66	4.13	3.50		12/5/2024
500,000	91282CGJ4	US Treasury Note 3.500% Due 1/31/2030	Aa1	AA+		487,597.66	496,132.81	4.09	3.70		6/10/2025
340,000	91282CGJ4	US Treasury Note 3.500% Due 1/31/2030	Aa1	AA+		336,799.22	337,370.31	3.74	3.70		9/30/2025
800,000	91282CMG3	US Treasury Note 4.250% Due 1/31/2030	Aa1	AA+		792,862.47	815,812.50	4.45	3.66		1/31/2025
480,000	91282CGQ8	US Treasury Note 4.000% Due 2/28/2030	Aa1	AA+		472,756.14	485,006.25	4.34	3.67		2/28/2025
585,000	91282CGS4	US Treasury Note 3.625% Due 3/31/2030	Aa1	AA+		575,516.56	582,577.74	4.01	3.78		7/21/2025
750,000	91282CGZ8	US Treasury Note 3.500% Due 4/30/2030	Aa1	AA+		740,097.65	743,085.94	3.81	3.87		8/15/2025
600,000	91282CHF1	US Treasury Note 3.750% Due 5/31/2030	Aa1	AA+		599,625.00	600,070.31	3.76	3.94		8/14/2025
600,000	91282CHJ3	US Treasury Note 3.750% Due 6/30/2030	Aa1	AA+		599,343.75	600,046.87	3.77	4.02		8/14/2025
460,000	91282CNX5	US Treasury Note 3.625% Due 8/31/2030	Aa1	AA+		458,472.64	457,232.81	3.70	4.12		9/24/2025
500,000	91282CNX5	US Treasury Note 3.625% Due 8/31/2030	Aa1	AA+		498,339.80	496,992.19	3.70	4.12		10/6/2025
1,300,000	91282CPN5	US Treasury Note 3.500% Due 11/30/2030	Aa1	AA+		1,288,472.65	1,283,648.44	3.70	4.37		12/23/2025
	Accrued Interest						106,267.90				
						15,055,685.48	**15,341,402.26**	**3.99**	**3.35**		

Quantity	Cusip	Security Description	Moody's	S&P	Call Date	Cost Basis	Market Value	Yield at Cost	Wtd Maturity	FDIC Number	Purchase Date
CERTIFICATES OF DEPOSIT											
244,000	097281CC1	Bogota Savings Bank, NJ 4.450% Due 2/6/2026				243,756.00	244,028.55	4.50	0.02	29941	2/7/2024
249,000	47804GLG6	John Marshall Bank, VA 4.750% Due 2/23/2026				248,751.00	249,156.85	4.85	0.06	58243	3/22/2024
244,000	552249CH5	Lyons National Bank, NY 4.850% Due 3/16/2026				243,695.00	244,305.59	4.89	0.12	7151	3/15/2023
243,000	02357QBU0	Amerant Bank NA, FL 5.000% Due 3/23/2026				242,635.50	243,403.82	5.05	0.14	22953	3/21/2023
248,000	32117BFQ6	First Natl Bank Damariscotta, ME 4.800% Due 3/23/2026				247,628.00	248,337.03	4.90	0.14	4256	3/23/2023
249,000	695292FT4	Paducah B&T, KY 4.500% Due 4/13/2026				248,751.00	249,324.85	4.58	0.20	16664	4/13/2023
249,000	15118RG68	Celtic Bank, UT 4.500% Due 4/14/2026				248,626.50	249,329.63	4.60	0.20	57056	4/17/2023
249,000	20033A3V6	Comenity Capital Bank, UT 4.550% Due 4/17/2026				248,626.50	249,370.51	4.65	0.21	57570	4/18/2023
244,000	064455AU2	Bank of Pontiac, IL 4.500% Due 4/20/2026				243,634.00	244,360.90	4.55	0.21	16982	4/19/2023
243,000	227563DD2	Cross River Bank, NJ 4.700% Due 6/30/2026				242,635.50	243,844.55	4.75	0.40	58410	6/30/2023
244,000	319050AQ3	First Bank of Berne, IN 4.300% Due 8/7/2026				243,756.00	244,532.63	4.34	0.50	9288	2/7/2024
249,000	34387AHW2	Flushing Bank, NY 4.000% Due 8/12/2026				248,875.50	249,289.09	4.06	0.52	58564	8/12/2024
244,000	09582YBD3	Blue Ridge Bank, VA 4.450% Due 8/13/2026				243,756.00	244,741.86	4.50	0.51	35274	8/13/2024
249,000	098079BG0	b1Bank, LA 4.650% Due 9/15/2026				248,688.75	250,317.56	4.75	0.60	58228	3/15/2024
243,000	760296FW8	Republic B&T Co, KY 5.150% Due 10/27/2026				242,757.00	245,346.02	5.19	0.71	23627	10/27/2023
244,000	319267LP3	First Bank of Richmond, IN 4.100% Due 1/19/2027				243,634.00	244,878.84	4.15	0.94	28533	1/17/2024
244,000	88054RBZ2	Tennessee State Bank, TN 4.150% Due 2/9/2027				243,634.00	244,856.76	4.20	0.98	20720	2/9/2024
249,000	05465DBR8	Axos Bank, CA 3.800% Due 4/2/2027				248,863.05	249,092.23	3.85	1.12	35546	10/2/2024
249,000	74086MAZ6	Presidential Bank, MD 3.650% Due 4/12/2027				248,688.75	248,677.32	3.73	1.15	32363	10/10/2024
245,000	89235MRH6	Toyota Financial Savings Bank, NV 4.000% Due 4/12/2027				244,755.00	245,671.15	4.05	1.14	57542	4/10/2025
248,000	949764NJ9	Wells Fargo Bank, SD 4.850% Due 5/14/2027				247,752.00	251,355.84	4.94	1.23	3511	5/14/2024
243,000	61690DRG5	Morgan Stanley Bank, UT 4.900% Due 5/24/2027				242,635.50	246,494.66	4.95	1.25	32992	5/22/2024
244,000	34520LBD4	Forbright Bank, MD 4.850% Due 6/14/2027				243,634.00	247,427.91	4.90	1.31	57614	6/14/2024

Quantity	Cusip	Security Description	Moody's	S&P	Call Date	Cost Basis	Market Value	Yield at Cost	Wtd Maturity	FDIC Number	Purchase Date
249,000	02554BFF3	American Eagle Bank, IL 3.850% Due 7/13/2027				248,676.30	249,246.06	3.93	1.39	57359	8/13/2024
249,000	31904PDH6	First B&T Brookings, SD 4.650% Due 7/26/2027				248,688.75	252,125.77	4.74	1.41	3973	7/26/2024
249,000	59013KG34	Merrick Bank, UT 4.100% Due 8/12/2027				248,751.00	250,171.35	4.17	1.46	34519	8/12/2024
244,000	23204HQA9	Customers Bank, PA 4.050% Due 8/13/2027				243,975.60	244,900.58	4.05	1.45	34444	8/14/2024
249,000	523744BA7	Lea County State Bank, NM 4.100% Due 8/13/2027				248,626.50	250,172.96	4.19	1.46	12259	8/13/2024
247,000	73317AEE8	Popular Bank, NY 3.700% Due 9/10/2027				246,753.00	246,688.31	3.77	1.53	34967	9/10/2025
245,000	02007G3Q4	Ally Bank, UT 3.900% Due 9/20/2027				244,632.50	245,519.40	3.95	1.55	57803	9/19/2024
249,000	307811KJ7	Farmers & Merchants Bank, WI 3.750% Due 9/27/2027				248,626.50	248,866.59	3.83	1.58	15779	9/25/2024
245,000	320437BJ4	1st Guaranty Bank of Hammond, LA 3.750% Due 12/17/2027				244,755.00	244,798.27	3.80	1.79	14028	12/19/2025
245,000	06051XZ54	Bank of America NA, NC 3.650% Due 1/21/2028				244,755.00	244,285.19	3.70	1.88	3510	1/21/2026
244,000	12547CAX6	CIBC Bank USA, IL 4.450% Due 4/13/2028				243,390.00	247,331.67	4.51	2.05	33306	4/14/2023
245,000	33766NBD5	FirstBank, TN 3.700% Due 4/28/2028				244,877.50	244,488.00	3.72	2.11	8663	10/31/2025
244,000	05600XQE3	BMO Harris Bank, IL 4.500% Due 5/16/2028				243,390.00	247,676.23	4.56	2.14	16571	5/16/2023
244,000	919853QS3	Valley National Bank, NJ 4.150% Due 6/12/2028				243,634.00	245,929.53	4.20	2.22	9396	6/10/2025
249,000	31925YCU4	First Bank of The Lake, MO 4.150% Due 6/13/2028				248,751.00	250,944.91	4.22	2.21	26960	6/13/2025
244,000	68405VCB3	Optum Bank, UT 4.550% Due 7/10/2028				243,512.00	248,202.44	4.61	2.29	57408	7/10/2024
119,000	70086VAU5	Park State Bank, MN 4.450% Due 7/19/2028				118,702.50	122,592.24	4.55	2.30	8851	7/19/2023
249,000	23322GY76	DMB Community Bank, WI 3.850% Due 8/14/2028				248,502.00	249,299.90	3.94	2.37	14769	8/12/2024
150,000	857894Q77	Stearns Bank, MN 4.050% Due 8/14/2028				150,000.00	150,861.71	4.05	2.35	10988	8/13/2024
245,000	33652FAR9	1st State Bank Irvington, KY 3.650% Due 9/11/2028				244,632.50	244,062.51	3.70	2.43	12149	9/11/2025
249,000	91139LAM8	United Roosevelt Svgs Bank, NJ 4.500% Due 9/12/2028				248,377.50	256,564.67	4.60	2.43	29170	9/12/2023
115,000	88241TTK6	Texas Exchange Bank Crowley 3.700% Due 10/11/2028				114,827.50	114,693.39	3.77	2.52	20099	10/11/2024
243,000	87165F3D4	Synchrony Bank, UT 5.000% Due 11/3/2028				242,392.50	250,520.10	5.06	2.53	27314	11/3/2023
244,000	07371BVV0	Beal Bank SSB, TX 4.650% Due 5/30/2029				243,390.00	250,162.66	4.71	3.04	32574	6/5/2024

Quantity	Cusip	Security Description	Moody's	S&P	Call Date	Cost Basis	Market Value	Yield at Cost	Wtd Maturity	FDIC Number	Purchase Date
249,000	29367RND4	Enterprise Bank, PA 4.600% Due 6/7/2029				248,377.50	254,953.89	4.70	3.05	34786	6/7/2024
245,000	05612LGB2	BMW Bank of North America, UT 3.650% Due 9/19/2029				244,510.00	243,206.60	3.70	3.32	35141	9/19/2025
245,000	92512KBE2	VersaBank, MN 3.800% Due 12/17/2029				244,510.00	244,168.15	3.85	3.55	10160	12/17/2025
245,000	795451DX8	Sallie Mae Bank, UT 4.050% Due 7/9/2030				244,387.50	246,454.10	4.10	4.02	58177	7/10/2025
245,000	05584CZG4	BNY Mellon, NA 3.800% Due 8/13/2030				244,387.50	243,883.14	3.86	4.06	7946	8/13/2025
245,000	38150V4S5	Goldman Sachs Bank USA, NY 3.850% Due 8/19/2030				244,387.50	244,383.90	3.91	4.07	33124	8/19/2025
249,000	58404DYM7	Medallion Bank, UT 3.650% Due 9/16/2030				248,377.50	246,341.13	3.73	4.17	57449	9/17/2025
245,000	88413QHX9	Third Federal Savings & Loan, OH 3.750% Due 9/19/2030				244,510.00	243,421.71	3.80	4.15	30012	9/22/2025
245,000	61776NYP2	Morgan Stanley Private Bank, NY 3.700% Due 9/24/2030				244,387.50	242,901.31	3.76	4.17	34221	9/24/2025
245,000	32022WEG7	First Federal Bank, FL 3.800% Due 10/17/2030				245,000.00	243,891.57	3.83	4.20	31313	10/17/2025
249,000	09776DAZ7	BOM Bank, LA 3.650% Due 10/24/2030				248,502.00	246,286.60	3.72	4.26	1373	10/24/2025
249,000	45780PDK8	Institution for Savings, MA 3.650% Due 10/28/2030				248,377.50	246,280.99	3.73	4.27	90250	10/28/2025
249,000	90355GB47	UBS Bank USA, UT 3.900% Due 11/26/2030				248,377.50	248,972.91	3.99	4.32	57565	11/26/2025
249,000	32110YW27	First National Bank of America, MI 3.650% Due 12/26/2030				248,377.50	246,212.69	3.73	4.40	17438	12/15/2025
	Accrued Interest						110,737.10				
						14,643,257.20	**14,830,344.32**	**4.26**	**1.92**		
COMMERCIAL PAPERS											
450,000	89233HB60	Toyota Motor Credit 0.000% Due 2/6/2026	P-1	A-1+		435,373.13	449,679.60	4.50	0.02		5/13/2025
330,000	06054PBD7	Bank of America 0.000% Due 2/13/2026		A-1		319,451.26	329,536.68	4.45	0.04		5/22/2025
500,000	89233HCL6	Toyota Motor Credit 0.000% Due 3/20/2026	P-1	A-1+		484,046.81	497,462.00	4.41	0.13		6/24/2025
500,000	13607FDD5	CIBC Bank 0.000% Due 4/13/2026	P-1	A-1		484,409.45	496,234.50	4.36	0.20		7/21/2025
1,500,000	45685RDM6	ING US CP 0.000% Due 4/21/2026	P-1	A-1		1,453,163.75	1,487,422.50	4.35	0.22		7/28/2025
500,000	06054PDT0	Bank of America 0.000% Due 4/27/2026		A-1		483,972.10	495,462.00	4.43	0.24		8/1/2025
1,300,000	63307MDU0	National Bank CDA 0.000% Due 4/28/2026	P-1	A-1		1,263,134.15	1,288,224.60	4.22	0.24		8/22/2025

Quantity	Cusip	Security Description	Moody's	S&P	Call Date	Cost Basis	Market Value	Yield at Cost	Wtd Maturity	FDIC Number	Purchase Date
2,000,000	06054PEJ1	Bank of America 0.000% Due 5/18/2026		A-1		1,938,650.00	1,977,488.00	4.22	0.29		8/21/2025
	Accrued Interest						0.00				
						6,862,200.65	**7,021,509.88**	**4.31**	**0.22**		
MONEY MARKET FUNDS											
	USBMMF	First American Treasury Obligations Fund				79,625.86	79,625.86	3.55	0.00		
						79,625.86	**79,625.86**	**3.55**	**0.00**		
Total Portfolio						**55,740,481.89**	**56,668,213.35**	**4.16**	**2.79**		

Disclaimer & Terms

1/31/2026

Monthly Investment Report Disclosures:

This report is provided by RedTree Investment Group, a Registered Investment Adviser with the SEC, solely for informational purposes and is intended for use by the account holder(s) listed.

The valuations and performance shown in this report may differ from those provided by the custodian due to differences in pricing sources, the timing of data reconciliation, and the treatment of accruals or cash flows. We encourage you to compare this report with your custodial statement.

Advisory fees are charged based on the terms outlined in your Investment Advisory Agreement. Fees may be calculated as a percentage of assets under management and may be deducted directly from your account(s) at the custodian. Please refer to your agreement and your custodial statements for fee details.

This report may include hypothetical assumptions or forward-looking illustrations regarding the income, yield, or future value of fixed income securities currently held in your portfolio. These projections are for illustrative purposes only and should not be interpreted as guarantees or predictions of actual results.

Fixed income securities, including corporate, municipal, and other debt instruments, are subject to the risk that the issuer may default on interest or principal payments. In such cases, the bondholder may lose some or all of their invested principal. Hypothetical models typically assume full and timely payment of all interest and principal, which may not reflect actual outcomes in the event of issuer distress or default.

If you have questions about this report or your financial situation has changed, please call 888.596.2293 or email info@redtreeinv.com.

Monthly Activity Summary

	Since 1/1/2026
Beginning Book Value	**111,912.54**
Contributions	0.00
Withdrawals	0.00
Prior Month Custody Fees	-0.55
Realized Gains/Losses	0.00
Gross Interest Earnings	534.30
Ending Book Value	**112,446.29**

Portfolio Allocation as of 1/31/2026

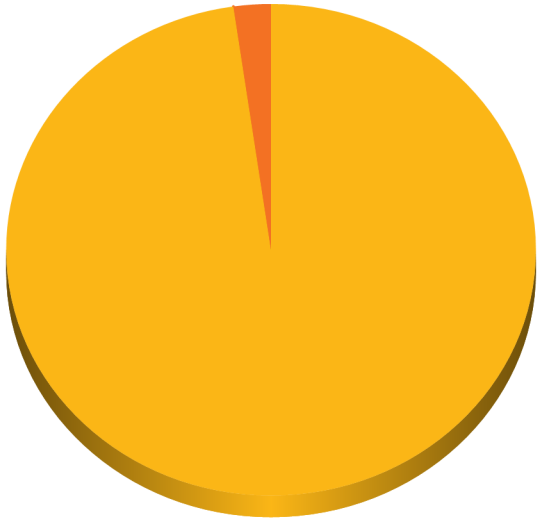

Distribution by Maturity

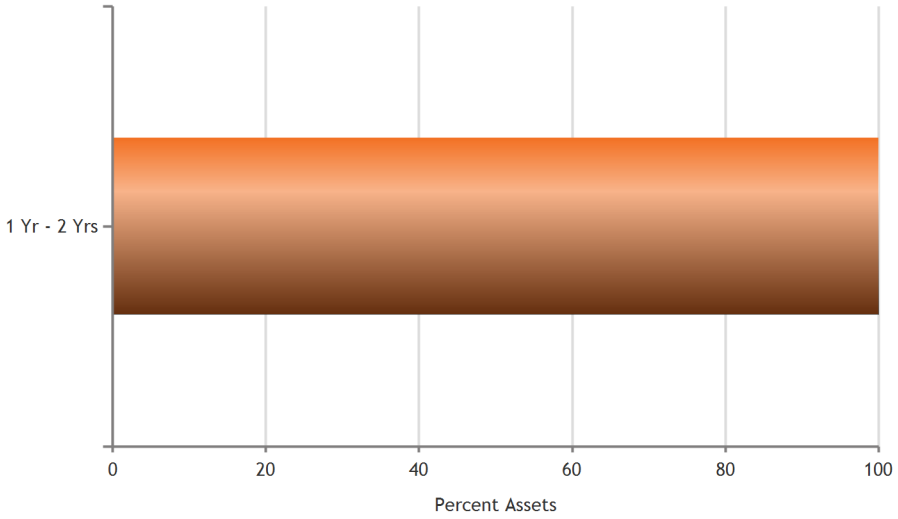

Allocation Information

Security Type	Market Value	% Assets	Yield	WAM
CERTIFICATES OF DEPOSIT	110,063.97	97.7	3.73	1.70
MONEY MARKET FUNDS	2,556.29	2.3	3.55	0.00
Total	**112,620.26**	**100.0**	**3.73**	**1.66**

Estimated Gross Income Projection

2/1/2026 - 1/31/2027

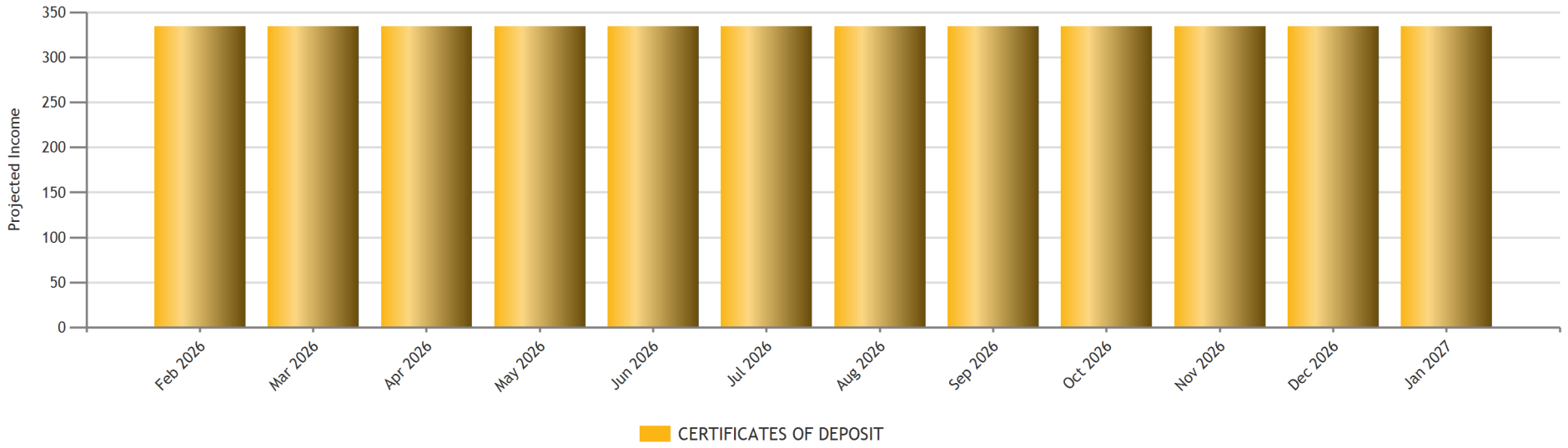

		Feb 2026	Mar 2026	Apr 2026	May 2026	Jun 2026	Jul 2026	Aug 2026	Sep 2026	Oct 2026	Nov 2026	Dec 2026	Jan 2027
CERTIFICATES OF DEPOSIT		335	335	335	335	335	335	335	335	335	335	335	335
Total		**335**	**335**	**335**	**335**	**335**	**335**	**335**	**335**	**335**	**335**	**335**	**335**
Grand Total	**4,015**												

Gross Monthly Income

Negative Amounts Represent Paid Accrued Interest
1/1/2026 - 1/31/2026

Pay-Date	CUSIP	Security	Amount
CERTIFICATES OF DEPOSIT			
1/2/2026	5380366A7	Live Oak Banking Co, NC 3.650% Due 11/15/2027	528.00
			528.00
MONEY MARKET FUNDS			
1/2/2026	USBMMF	First American Treasury Obligations Fund	6.30
			6.30
TOTAL INCOME			**534.30**

Realized Gains and Losses

1/1/2026 - 1/31/2026

Purchase Date	Close Date	Quantity	CUSIP	Security	Cost Basis	Proceeds	Total Gain/Loss
							0.00
Total Gains							**0.00**
Total Losses							**0.00**
Total					**0.00**	**0.00**	**0.00**

Quantity	Cusip	Security Description	Moody's	S&P	Call Date	Cost Basis	Market Value	Yield at Cost	Wtd Maturity	FDIC Number	Purchase Date
CERTIFICATES OF DEPOSIT											
110,000	5380366A7	Live Oak Banking Co, NC 3.650% Due 11/15/2027				109,890.00	109,722.97	3.73	1.70	58665	11/14/2025
	Accrued Interest						341.00				
						109,890.00	**110,063.97**	**3.73**	**1.70**		
MONEY MARKET FUNDS											
	USBMMF	First American Treasury Obligations Fund				2,556.29	2,556.29	3.55	0.00		
						2,556.29	**2,556.29**	**3.55**	**0.00**		
Total Portfolio						**112,446.29**	**112,620.26**	**3.73**	**1.66**		

Disclaimer & Terms

1/31/2026

Monthly Investment Report Disclosures:

This report is provided by RedTree Investment Group, a Registered Investment Adviser with the SEC, solely for informational purposes and is intended for use by the account holder(s) listed.

The valuations and performance shown in this report may differ from those provided by the custodian due to differences in pricing sources, the timing of data reconciliation, and the treatment of accruals or cash flows. We encourage you to compare this report with your custodial statement.

Advisory fees are charged based on the terms outlined in your Investment Advisory Agreement. Fees may be calculated as a percentage of assets under management and may be deducted directly from your account(s) at the custodian. Please refer to your agreement and your custodial statements for fee details.

This report may include hypothetical assumptions or forward-looking illustrations regarding the income, yield, or future value of fixed income securities currently held in your portfolio. These projections are for illustrative purposes only and should not be interpreted as guarantees or predictions of actual results.

Fixed income securities, including corporate, municipal, and other debt instruments, are subject to the risk that the issuer may default on interest or principal payments. In such cases, the bondholder may lose some or all of their invested principal. Hypothetical models typically assume full and timely payment of all interest and principal, which may not reflect actual outcomes in the event of issuer distress or default.

If you have questions about this report or your financial situation has changed, please call 888.596.2293 or email info@redtreeinv.com.