

STRONGER TOGETHER

WHY PARTNERSHIPS MATTER

President Victoria Molloy
Longwood BOARD of Education



Partnerships = Stronger Systems

How N-SSBA's Partnerships help

Longwood Legislative Breakfast 2.7.26

Bob Vecchio, Executive Director, Nassau-Suffolk School Boards Association



Relationship building always matters!

- Every interaction with people can have a meaningful impact down the road.
- Establish relationships with all levels of government from local to national
- Partnerships with local levels of government can play an important role
- Suffolk County Board of Elections and voting machines –ES BOCES, SCSSA
- LIA connections to Manufacturing led to partnership with the Marine Industrial Base
- LIPA Advisory board to preserve PILOT payments

Relationships with media can lead to opportunities for advocacy

This article from Newsday in 2022 and this quote



Robert Vecchio, executive director of the Nassau-Suffolk School Boards Association, said after the event that it's time to revisit the graduation standards given how much the world has changed and that test scores alone shouldn't determine whether a student can graduate.

"The test should be part of it," he said. "It shouldn't be all of it."

When asked about [the concerns](#) some raised over any major pullback of Regents tests leading to lowering standards, Vecchio said changing the requirements doesn't mean diluting academic rigor.

Led to this!

N-SSBA

Nassau-Suffolk School Boards Association

Presents

A N-SSBA Member District Only Event

“A Conversation With the Commissioner”

Join Us As We Welcome NYSED Commissioner Dr. Betty Rosa

Date: Monday, April 24, 2023
Time: 6:30 pm - 9:30 pm
Price: \$125 (includes dinner)
Location: Heritage Club at Bethpage State Park

Come learn and discuss the initiatives and priorities that the State Education Department is putting forward and discuss important topics impacting our public education system such as full funding of the Foundation Aid formula and what will be next, the Blue Ribbon Commission for graduation standards, and school accountability measures.



N-SSBA

Nassau-Suffolk School Boards Association

This article and quote

OPINION / THE POINT

Pre-K spots on LI are below the statewide average

[Listen](#) • 6:46 [Automated narration. Learn more](#)



"Nassau-Suffolk School Boards Association welcomes and supports some of the recommendations in this report," said executive director Bob Vecchio. "We would support any easing of restrictions on funding allocations to districts to deal with the challenge of finding adequate space to provide these programs. The lack of increases to the per pupil allocations and the lack of flexibility on how funds are to be used has resulted in many UPK grant funds to go unspent by districts on Long Island."

Vecchio pointed out that New York City's geography and separate funding makes it easier to execute universal pre-K, but he's hopeful Long Island's numbers will continue to go up each year.

"We look forward to the outcome of the analysis by the Department on what the per pupil allocation for universal prekindergarten services should be to meet the needs of today's 3- and 4-year-olds. The current rate hasn't been updated in nearly two decades for Long Island school districts."

Led to this!

A phone call with Deputy Secretary of Education for Governor Hochul, Maria Fernandez about reforms needed for UPK funding



**Find value in every relationship and
build it,
you never know when it will provide
you with an opportunity to excel**

**We value the partnerships we have, and
we want to thank them**

All of our Board of Education Trustees

**SCSSA, NCCSS, ES BOCES, WS BOCES, Nassau BOCES,
NYSSBA, NYSCOSS, ASBO, PTA, SCOPE, LIA,**

and Our Local, State, and Federal Officials



Thank you

N-SSBA

Nassau-Suffolk School Boards Association



**Nassau-Suffolk School
Boards Association**

www.nssba.org

Stronger Together: **Partnership with** **Eastern Suffolk BOCES**

David Wicks, Chief Operating Officer,
Eastern Suffolk BOCES

Partnership with ESBOCES

- ❖ Programs and services operated by BOCES may be more cost-effective and efficient for school districts.
- ❖ Students with disabilities learn skills that may enable them to transition to a workplace.
- ❖ Career and Technical Education prepares students to be college and career ready.
- ❖ Cost-saving administrative and business services are available.
- ❖ Professional development opportunities for all levels of leadership, administration, and staff.



What are some of the programs and services offered by BOCES?

Leadership Services

- Office of the District Superintendent / Chief Operating Officer
- Advocacy Initiatives
- Diversity, Equity, and Inclusion
- Leadership Meetings and Development
- Employee and Student Assistance Services
- Federal & State School Support Initiatives

Educational Services

- Special Education
- Career Technical Education (for school-aged students and adults)
- Special Career Education
- Regional Information Center
- Educational Support Services

Management Services

- Administrative Services
- Business Services
- Facilities Management
- Technology Integration
- Planning & Program Improvement

Human Resources Services

- Personnel Services
- Recruitment
- Certification
- Professional Development
- Compliance

787 *Provided by Eastern Suffolk BOCES*
Services

61
CoSers

NY Inspires: Portrait of a Graduate Steering Committee

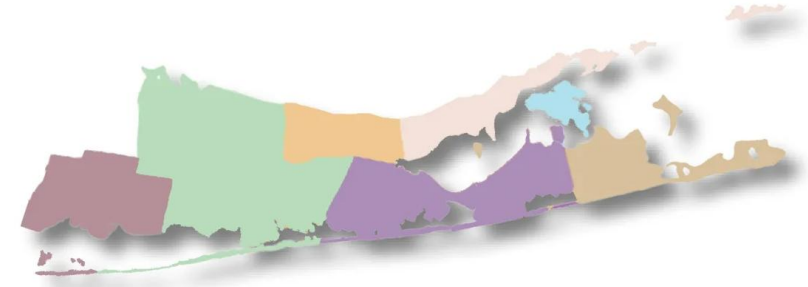


Mission:

The steering committee unites the region through identifying bright spots and blind spots, collaboration, modeling and innovation. The committee promotes practices that empower students, strengthen instructional programs and achieve equitable transformative outcomes.

- Coordinated, cross-departmental partnership model bringing expertise together to support districts
- Regional information sessions focused on each approved component of the NY Inspires plan
- Host site for NYSED statewide events: Blue Ribbon Commission recommendations; implementation of PoG in grades P-5

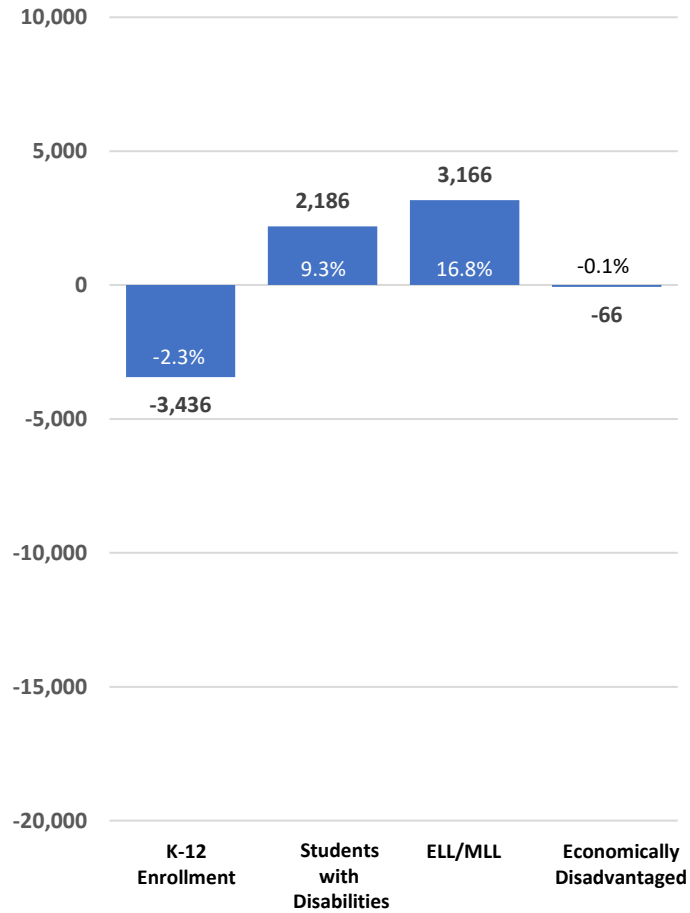
Regionalization Plan



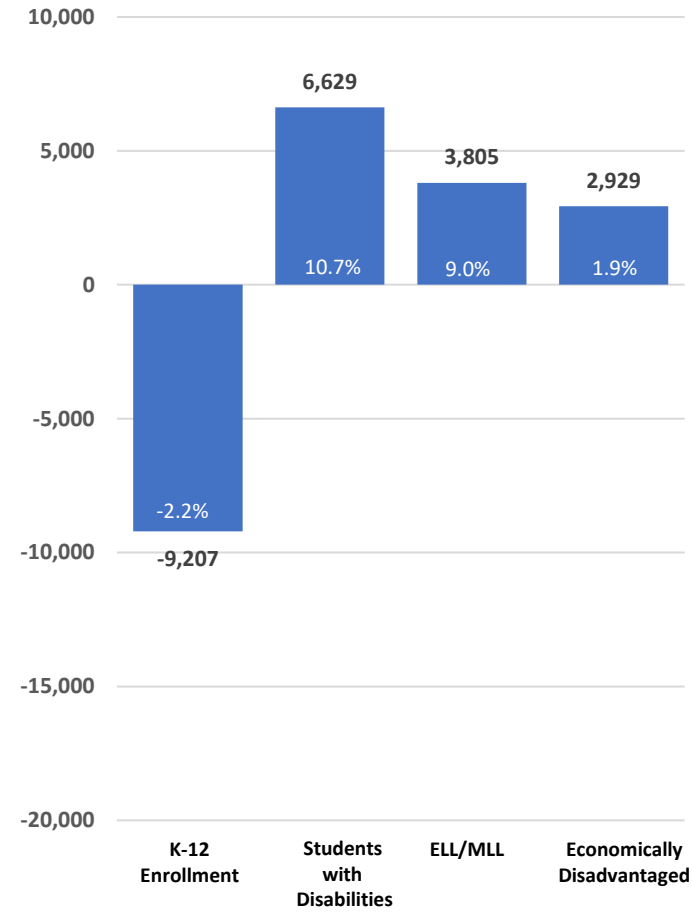
- Maximize student access to opportunities, ensure equity, and support students and families.
- Remove barriers, be fiscally responsible, and leverage strengths for the benefit of the community.
- Plan and facilitate equitable services, identify needs and resources, and work together to address gaps and support educational programs.
- 3 primary strands: **Continuous Improvement, Innovation & Enrichment Opportunities**, and **Leadership & Workforce Capacity**.

5-Year Demographic Trends

**ESBOCES Component Districts
Demographic Change
2020-2021 to 2024-2025**



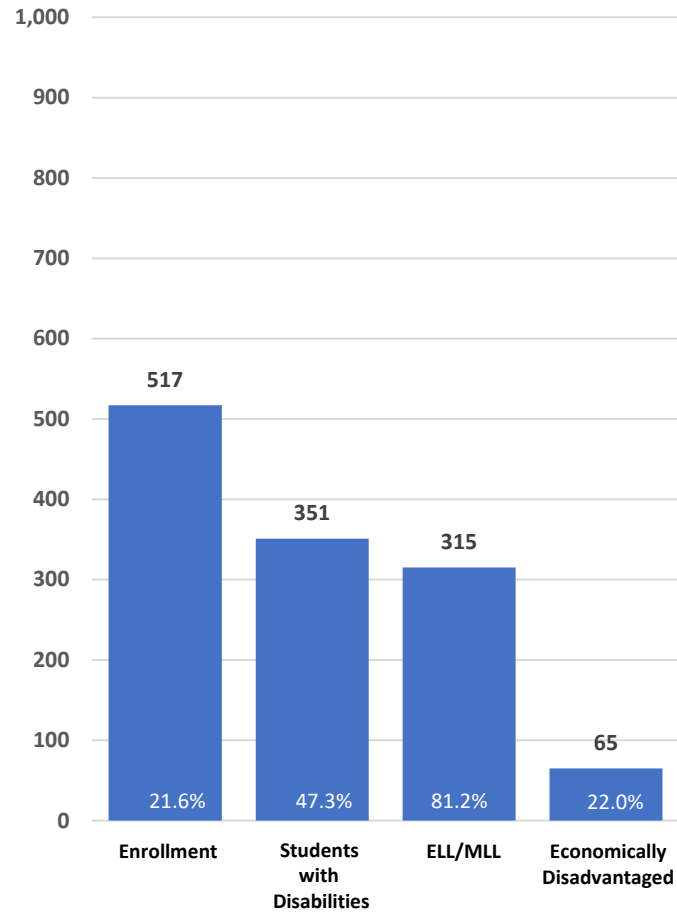
**Long Island Districts
Demographic Change
2020-2021 to 2024-2025**



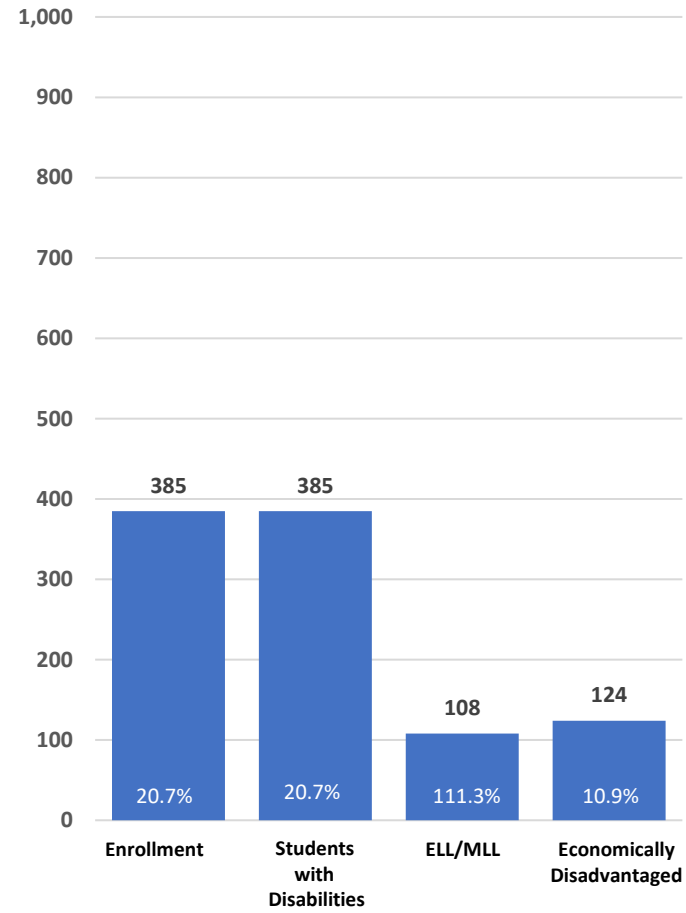
Although overall enrollment has been declining, we still see an increase in the # of SWD and ELL/MLL students over the past five years.

5-Year Demographic Trends

ESBOCES CTE
Demographic Change
2020-2021 to 2024-2025



ESBOCES Special Education
Demographic Change
2020-2021 to 2024-2025



Sources: ESBOCES CTE Department
ESBOCES SPED Department (from eSchool)

Shifting Student Demographics and Needs

% of K-12 Enrollment

	2015-2016			2024-2025		
	% ELL	% SWD	% ECDIS	% ELL	% SWD	% ECDIS
Suffolk County	8.0%	14.7%	38.4%	13.6%	18.1%	44.2%
Nassau County	7.0%	12.8%	29.8%	8.8%	15.7%	33.0%
Long Island	7.6%	13.8%	34.5%	11.4%	17.0%	38.9%
Rest of State <small>(excludes NYC & LI)</small>	3.9%	14.8%	45.3%	6.3%	17.3%	48.7%

Even through a generally declining enrollment, the demographic groups of ELLs/MLLs, students with disabilities, and economically disadvantaged are experiencing increases in numbers.

Shifting Student Demographics

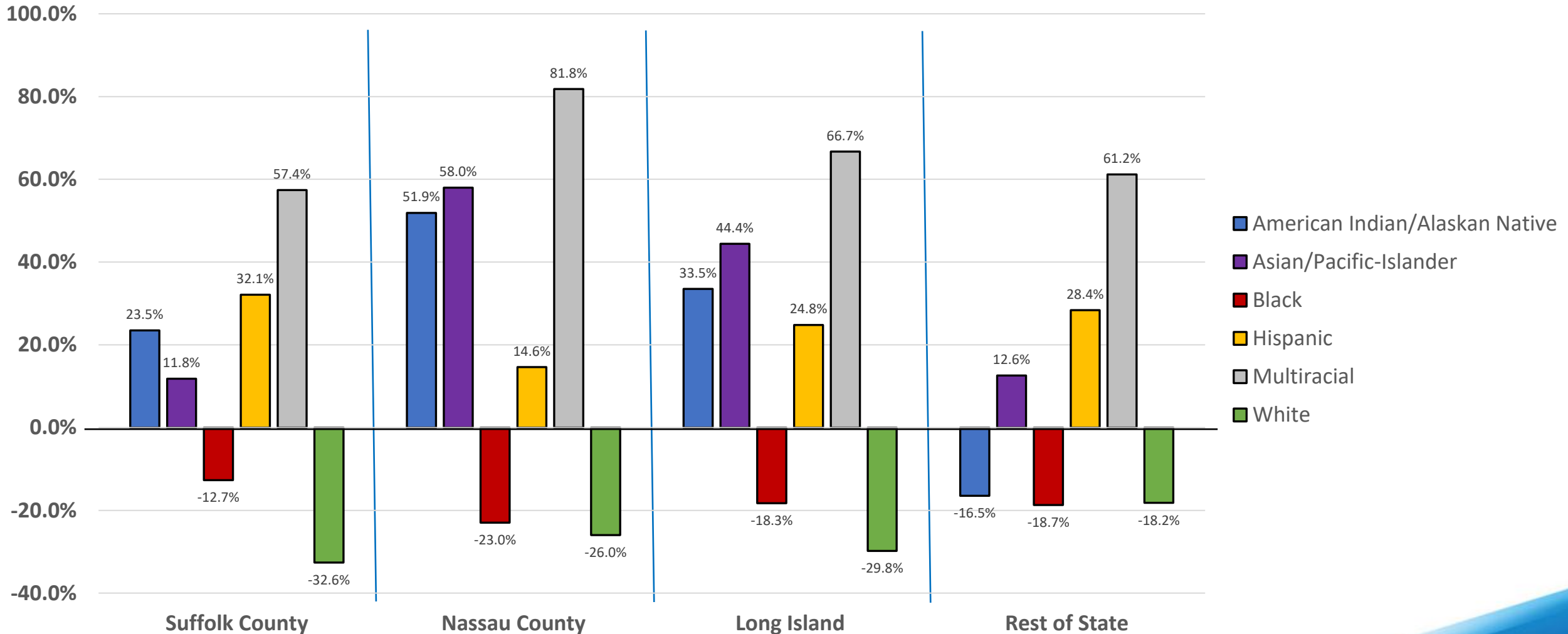
10-Year Change in Racial/Ethnic Enrollment 2015-16 to 2024-25

	Suffolk County	Nassau County	Long Island	Rest of State (excludes NYC & LI)
American Indian/Alaska Native	23.5%	51.9%	33.5%	-16.5%
Asian/Other Pacific Islander	11.8%	58.0%	44.4%	12.6%
Black/African American	-12.7%	-23.0%	-18.3%	-18.7%
Hispanic/Latino	32.1%	14.6%	24.8%	28.4%
White	-32.6%	-26.0%	-29.8%	-18.2%
Multiracial	57.4%	81.8%	66.7%	61.2%

Source: NYS School Report Cards (2015-2016 and 2024-2025)

Shifting Student Demographics

10-Year Change in Racial/Ethnic Enrollment 2015-16 to 2024-25



Shifting Student Demographics and Needs

ELL/MLL Change

	2015-16	2024-25	Total Change	% Change
Suffolk County	19,200	29,303	10,103	52.6%
Nassau County	13,869	16,665	2,796	20.2%
Long Island	33,069	45,968	12,899	39.0%
Rest of State <small>(excludes NYC & LI)</small>	43,552	64,866	21,314	48.9%

Source: NYS School Report Cards (2015-2016 and 2024-2025)

Shifting Student Demographics and Needs

Budget Impact Survey: 2025-2026 # of positions added to educate ELLs/MLLs

# of responding school districts	74
# of responding school districts adding positions	16
# of positions added	30
Additional impact to budget (26 district responses)	\$9.2 million
Approximate overall budget (55 district responses)	\$130.6 million

	# of districts adding positions	# of positions added
Low Wealth (CWR < 1.000)	12	22
Mid Wealth (CWR 1.000-1.999)	3	7
High Wealth (CWR > 2.000)	1	1

Shifting Student Demographics and Needs

Students with Disabilities Change

	2015-16	2024-25	Total Change	% Change
Suffolk County	35,006	38,979	3,973	11.3%
Nassau County	25,522	29,841	4,319	16.9%
Long Island	60,528	68,820	8,292	13.7%
Rest of State <small>(excludes NYC & LI)</small>	167,293	178,528	11,235	6.7%

Source: NYS School Report Cards (2015-2016 and 2024-2025)

Student Outcomes

Long Island 2019 Total Cohort – 5 Year Outcomes – August 2024

	Suffolk Total Cohort = 19,029	Nassau Total Cohort = 16,055	Long Island Total Cohort = 35,084
Graduation Rate	92.7%	94.7%	93.6%
Local Diploma	0.7%	0.4%	0.6%
Regents Diploma	39.3%	28.7%	34.4%
Advanced Regents Diploma	52.8%	65.5%	58.6%
Non Diploma Credential	0.2%	0.4%	0.3%
Still Enrolled	3.1%	2.4%	2.8%
GED	0.02%	0.3%	0.2%
Dropout	3.9%	2.2%	3.1%

Special Education Services

- Evaluation Services
- Related Services
- Itinerant Services
- Specialized Classroom Services
- Transitional Services
- Interagency Collaborations



Career and Technical Education

- Technical skills in specific trade areas for:
 - School-aged children
 - Adult Continuing Education
 - Special Career Education
- In-district programs
- Industry certifications
- NYS licenses and credentials
- CTE pathways endorsement
- College credits
- Work experiences
- Trade/Industry specific scholarships
- Professional and soft skills development
- Leadership and community service opportunities
- Competitions and customer service

On average
44%
of CTE graduates
went on to college after graduation..

On Average
42%
of CTE graduates
entered the workforce directly after graduation.

43,131
students developed
college and career-ready skills through CTE programs
taught by BOCES.

At least
27,043
college credits
were earned by students enrolled in specialized high
school programs.

14,205
adult students
improved their job prospects by
enrolling in BOCES workforce
development courses.

6,202
adult students
broadened their employment options by taking High School Equivalency (HSE) courses
taught by a BOCES teacher.

Source: <https://boces.org/infographics/by-the-numbers/index.html>

Educational Support Services

Through **shared services**, BOCES provides cost-effective services to support educational programs.

- Arts-in-Education/Exploratory Enrichment
- Assessment Scoring & Training Services
- Curriculum and Development Services
- Enrichment Programs: School Year and Summer
- Leadership Development & Placement Service
- Model Schools
- Professional Development
- Regional Summer School
- School Data Bank Services
- School Library System
- Third Party Assessment Services



Suffolk Regional Information Center



- Cyber Security
- Data Warehouse
- Education Law 2-D Compliance
- Financial & District Services
- Intellipath
- Internet Services
- LAN/WAN Support Services
- NYC Charter School Project
- SPED and Student Management Systems
- Technology Acquisition Services
- Test Scanning and Reporting Services
- Virtual Learning

88%
of districts

received support from the Regional Information Centers in effectively utilizing student management systems.

Source: <https://boces.org/infographics/by-the-numbers/index.html>



Shared Services



175

districts share
central business office staff
or functions via BOCES

743

cooperative bids
were organized by the 37 BOCES this past year

353

school districts
currently participate in a BOCES coordinated
health benefits consortium

Source: <https://boces.org/infographics/by-the-numbers/index.html>

Regional Advocacy



Eastern Suffolk Legislative Advisory Committee

Partnership with Hinman Straub

- School Funding: Foundation Aid Formula reform
- Local Financial Management
- Child Victims Act
- Zero Emission School Buses
- Charter School Approval and Funding



Regional Advocacy: Federal & State School Support Initiatives

Cathy Romano, ESBOCES Board Trustee, NYSSBA Area 12 Director

Grant and specially-funded programs include:

- Long Island Regional Bilingual Education Resource Network (L.I. RBERN)
- 21st Century Community Learning Centers
- Every Student Succeeds Act (ESSA) Title III Consortia
- Family / Migrant Education Outreach Program



Budget Vote and School Board Elections

Partnership between ESBOCES, N-SSBA, SCSSA, WSBOCES, Suffolk County Board of Elections

- Solution for 2025-26
- ESBOCES covered costs for Suffolk county districts to relieve administrative and financial burdens
- Charges supported through the ESBOCES Administrative Budget



Reimagining Educational Services to Build Bridges for Success





Eastern Suffolk BOCES Board and Administration

President

Lisa Israel

Vice President

Robert P. Sweeney

Members

Arlene Barresi	Kelli Anne Jennings	James F. McKenna
Angelo Cassarino	Susan Lipman	Brian O. Mealy
Linda S. Goldsmith	Joseph LoSchiavo	Victoria Molloy
William Hsiang	Anne Mackesey	Catherine M. Romano
		John Wyche

Ex-Officio Student Members

Dixon Busching	Jayden Iglesias	Jasmin Montenegro Polanco
----------------	-----------------	---------------------------

District Superintendent

Jasmin Varela, Ed.D.

Chief Operating Officer

David Wicks

Associate Superintendent

Claudy Damus-Makelele – Educational Services

Associate Superintendent

James J. Stucchio – Management Services

Assistant Superintendent

Nichelle Rivers, Ed.D. – Human Resources

Directors

Leah Arnold – Career, Technical and Adult Education
Kate Davern – Educational Support Services
Arlene Durkalski - Human Resources
Mark Finnerty – Facilities
Katelyn Fretto – Business Services
Gina Reilly – Special Education
Darlene Roces – Regional Information Center
Elaine Romeyk – Administrative Services
Jachan Watkis – Diversity, Equity, and Inclusion

www.esboces.org

Eastern Suffolk BOCES does not discriminate against any employee, student, applicant for employment, or candidate for enrollment on the basis of gender, race, color, religion or creed, age, weight, national origin, marital status, disability, sexual orientation, gender identity or expression, transgender status, military or veteran status, domestic violence victim status, genetic predisposition or carrier status, or any other classification protected by Federal, State, or local law. This policy of nondiscrimination includes: access by students to educational programs, student activities, recruitment, appointment and promotion of employees, salaries, pay, and other benefits. ESBOCES also provides equal access to the Boy Scouts and other designated youth groups. ESBOCES fully complies with all applicable rules and regulations pertaining to civil rights for students and employees (e.g., Title IX of the Education Amendments of 1972, § 504 of the Rehabilitation Act of 1973, Titles VI and VII of the Civil Rights Act of 1964, Dignity for All Students Act, § 303 of Age Discrimination Act of 1975, the Americans with Disabilities Act of 1990, and the Boy Scouts of America Equal Access Act of 2001). Inquiries regarding the implementation of the above laws should be directed to either of ESBOCES Civil Rights Compliance Officers at ComplianceOfficers@esboces.org: the Assistant Superintendent for Human Resources, 631-687-3029, or the Associate Superintendent for Educational Services, 631-687-3056, 201 Sunrise Highway, Patchogue, NY 11772. Inquiries may also be addressed to the Office for Civil Rights at the US Department of Education, 32 Old Slip, 26th Floor, New York, NY 10005, 646-428-3800, OCR.NewYork@ed.gov.