

LEA Name : Gettysburg Area SD  
Address : 900 Biglerville Rd  
Gettysburg , PA 17325

County : Adams  
AUN Number : 112013753  
LEA Type : SD

REVISED SUBMISSION

## Annual Financial Report Accuracy Certification Statement


For Fiscal Year Ending  
**6/30/2025**

Pennsylvania Department of Education  
&  
Office of Comptroller Operations

PDE-2056: Intermediate Unit

PDE-2057: School District, AVTS/CTC, Charter School,  
and Special Program Jointure

**CERTIFICATION: By signing this page I agree that the electronic data submitted is a complete and accurate statement of the financial operations and status of the local education agency for the fiscal year. It has been prepared in accordance with generally accepted accounting principles and established Commonwealth of PA reporting guidelines.**

  
\_\_\_\_\_  
Chief School Administrator Signature

1/30/26  
\_\_\_\_\_  
Date

  
\_\_\_\_\_  
Board Secretary Signature

1/30/26  
\_\_\_\_\_  
Date

Belinda M Wallen

(717)334-6254

Ext :1226

\_\_\_\_\_  
Contact Person

\_\_\_\_\_  
Contact Person Telephone Number

bwallen@gasd-pa.org

(717)334-5220

\_\_\_\_\_  
Contact Person E-mail Address

\_\_\_\_\_  
Contact Person Fax Number

**Audit Certification**  
**Annual Financial Report:**  
For Fiscal Year Ending **6/30/2025**  
**(Pursuant to PA School Code Section 218(b))**


LEA Name : Gettysburg Area SD  
AUN Number : 112013753  
County : Adams

REVISED SUBMISSION


<b>Audit Certification Due:</b> 12/31/2025
---

This certification is applicable to the Annual Financial Report data submitted through the Consolidated Financial Reporting System (CFRS).

CERTIFICATION: By signing this page I agree that the financial statements of the school have been properly audited as noted above pursuant to Article XXIV, and in the auditor's professional opinion, the Annual Financial Report (PDE-2057) submitted through CFRS is materially consistent with the audited financial statements.

Chief School Administrator  
  
\_\_\_\_\_  
Signature

1/30/26  
\_\_\_\_\_  
Date

Board Secretary  
  
\_\_\_\_\_  
Signature

1/30/26  
\_\_\_\_\_  
Date

Belinda M Wallen  
\_\_\_\_\_  
Contact Person

(717)334-6254      Ext :1226  
\_\_\_\_\_  
Contact Person Telephone Number

bwallen@gasd-pa.org  
\_\_\_\_\_  
Contact Person E-mail Address

(717)334-5220  
\_\_\_\_\_  
Contact Person Fax Number

REVISED SUBMISSION

<u>Val Number</u>	<u>Description</u>	<u>Justification</u>
16230	<p>REP Fund 51 – Net Position - Beginning of Fiscal Year must equal Prior Year AFR, Net Position - End of Year. Justifications to this error must fully explain the situation that prompted a fund balance restatement. "Auditor Adjustment" is not a sufficient justification.</p> <p>REP Fund 51 – Net Position - Beginning of Fiscal Year: \$1,955,409.00            REP Fund 51, Prior Year AFR, Net Position - End of Year: \$1,936,032.00</p>	<p>Due to Prior Period Adjustment for new GASB 101 Compensated Absences in the amount of \$19,377.</p>
30116	<p>Revenue Detail: A large amount has been reported as Earnings on Investments in Fund 32, account 6500, which should only include interest and/or dividend earnings. Correct or provide a brief explanation of the revenue reported.</p> <p>Revenue Detail 6500, Fund 32: \$434,467.19</p>	<p>Interest rate earnings on Capital Project Fund 32 funds and investments directly related to higher interest rate yields, however, the total interest is less than last year.</p>
41162	<p>Expenditure Detail, Salaries (Object 100) and Benefits (Object 200 series): Amounts must be entered for both Salaries and Benefits.</p> <p>Please verify following fund and function codes:            Fund 10 Function 2290;            Fund 10 Function 2519;</p>	<p>This the result of the transition of GASD Adams County Tech Prep becoming its own entity Adams County Technical Institute. The retired former GASD Adams County Tech Prep director receives an Act 93 benefit in retirement not paid by ACTI.</p>
42370	<p>Expenditure Detail: AFR amount must equal or exceed PDE FAI System amount.</p> <p>1441-561, AFR Exp Detail: \$7,174.00            1441-561, PDE FAI System: \$36,889.39</p>	<p>04/24/25 \$22,009.90 deduct was for PY Juv Inc recorded in PY. 05/30/25 \$14,879.49 deduct corrects 10/31/24 \$26,521 &amp; 02/27/25 \$26,520 subsidy pymnts rec'd based on submitted AC Prison budget. Expense amount in 1441-561 is for Court Alt Ed not AC Prison.</p>

REVISED SUBMISSION

Amounts Expressed in Whole Dollars

	<u>General Fund</u> <u>(10)</u>	<u>Student Sponsored</u> <u>Activity Fund</u> <u>(21)</u>	<u>Public Purpose Trust</u> <u>(27)</u>	<u>Other Compt Approved</u> <u>(28)</u>	<u>Athletic / Activity</u> <u>(29)</u>
<b>Assets And Deferred Outflows Of Resources</b>					
<b>Assets</b>					
0100 Cash and Cash Equivalents	21,818,840				
0110 Investments	4,781,050				
0120 Taxes Receivable	1,663,570				
0130 Due From Other Funds	25,079				
0141 Due From Other Governments	279,454				
0142 State Revenue Receivable	2,147,876				
0143 Federal Revenue Receivable	374,772				
0145 Other Intergovernmental Revenue Receivable					
0146 Due from Primary Government					
0147 Due from Component Unit					
0150 Other Receivables	1,273,992				
0170 Inventories	117,403				
0180 Prepaid Expenses (Expenditures)	118,784				
0190 Other Current Assets	4,308,862				
<b>Total Assets</b>	<b>\$36,909,682</b>				
0910 Deferred Outflows of Resources					
<b>Total Assets And Deferred Outflows Of Resources</b>	<b>\$36,909,682</b>				

REVISED SUBMISSION

Amounts Expressed in Whole Dollars

	<u>Capital Reserve (690.</u> <u>1850)</u> <u>(31)</u>	<u>Capital Reserve (1431)</u> <u>(32)</u>	<u>Other Capital Projects</u> <u>Fund</u> <u>(39)</u>	<u>Debt Service</u> <u>(40)</u>	<u>Permanent</u> <u>(90)</u>
<b>Assets And Deferred Outflows Of Resources</b>					
<b>Assets</b>					
0100 Cash and Cash Equivalents		10,951,896	7,601,834		
0110 Investments					
0120 Taxes Receivable					
0130 Due From Other Funds		10,000			
0141 Due From Other Governments					
0142 State Revenue Receivable					
0143 Federal Revenue Receivable					
0145 Other Intergovernmental Revenue Receivable					
0146 Due from Primary Government					
0147 Due from Component Unit					
0150 Other Receivables		111,893			
0170 Inventories					
0180 Prepaid Expenses (Expenditures)					
0190 Other Current Assets					
<b>Total Assets</b>		<b>\$11,073,789</b>	<b>\$7,601,834</b>		
0910 Deferred Outflows of Resources					
<b>Total Assets And Deferred Outflows Of Resources</b>		<b>\$11,073,789</b>	<b>\$7,601,834</b>		

Amounts Expressed in Whole Dollars

**Total Governmental Funds**

**Assets And Deferred Outflows Of Resources**

<b>Assets</b>	
0100 Cash and Cash Equivalents	40,372,570
0110 Investments	4,781,050
0120 Taxes Receivable	1,663,570
0130 Due From Other Funds	35,079
0141 Due From Other Governments	279,454
0142 State Revenue Receivable	2,147,876
0143 Federal Revenue Receivable	374,772
0145 Other Intergovernmental Revenue Receivable	
0146 Due from Primary Government	
0147 Due from Component Unit	
0150 Other Receivables	1,385,885
0170 Inventories	117,403
0180 Prepaid Expenses (Expenditures)	118,784
0190 Other Current Assets	4,308,862
<b>Total Assets</b>	<b>\$55,585,305</b>
0910 Deferred Outflows of Resources	
<b>Total Assets And Deferred Outflows Of Resources</b>	<b>\$55,585,305</b>

REVISED SUBMISSION

Amounts Expressed in Whole Dollars

	<u>General Fund</u> <u>(10)</u>	<u>Student Sponsored</u> <u>Activity Fund</u> <u>(21)</u>	<u>Public Purpose Trust</u> <u>(27)</u>	<u>Other Compt Approved</u> <u>(28)</u>	<u>Athletic / Activity</u> <u>(29)</u>
<b>Liabilities And Deferred Inflows Of Resources And Fund Balances</b>					
<b>Liabilities</b>					
0400 Due to Other Funds	23,892				
0411 Due to Other Governments	269,800				
0412 Due to Primary Government					
0413 Due to Component Unit					
0420 Accounts Payable	594,611				
0430 Contracts Payable					
0440 Current Portion of Long-Term Debt					
0450 Short-Term Payables					
0461 Accrued Salaries and Benefits	7,893,262				
0462 Payroll Deductions and Withholding	284,256				
0480 Unearned Revenues					
0490 Other Current Liabilities	787,273				
<b>Total Liabilities</b>	<b>\$9,853,094</b>				
0950 Deferred Inflows of Resources	1,001,155				
<b>Fund Balances</b>					
0810 Nonspendable Fund Balance	236,187				
0820 Restricted Fund Balance	4,308,862				
0830 Committed Fund Balance	10,954,277				
0840 Assigned Fund Balance	5,852,206				
0850 Unassigned Fund Balance	4,703,901				
<b>Total Fund Balances</b>	<b>\$26,055,433</b>				
<b>Total Liabilities, Deferred Inflows Of Resources And Fund Balances</b>	<b>\$36,909,682</b>				

REVISED SUBMISSION

Amounts Expressed in Whole Dollars

<u>Capital Reserve (690.</u>	<u>Capital Reserve (1431)</u>	<u>Other Capital Projects</u>	<u>Debt Service</u>	<u>Permanent</u>
<u>1850)</u>	<u>(32)</u>	<u>Fund</u>	<u>(40)</u>	<u>(90)</u>
<u>(31)</u>		<u>(39)</u>		

**Liabilities And Deferred Inflows Of Resources And Fund Balances**

**Liabilities**

0400 Due to Other Funds			
0411 Due to Other Governments			
0412 Due to Primary Government			
0413 Due to Component Unit			
0420 Accounts Payable	159	219,277	
0430 Contracts Payable			
0440 Current Portion of Long-Term Debt			
0450 Short-Term Payables			
0461 Accrued Salaries and Benefits			
0462 Payroll Deductions and Withholding			
0480 Unearned Revenues			
0490 Other Current Liabilities			

<b>Total Liabilities</b>	<b>\$159</b>	<b>\$219,277</b>	
--------------------------	--------------	------------------	--

0950 Deferred Inflows of Resources

**Fund Balances**

0810 Nonspendable Fund Balance		
0820 Restricted Fund Balance		7,382,557
0830 Committed Fund Balance	11,073,630	
0840 Assigned Fund Balance		
0850 Unassigned Fund Balance		

<b>Total Fund Balances</b>	<b>\$11,073,630</b>	<b>\$7,382,557</b>
----------------------------	---------------------	--------------------

<b>Total Liabilities, Deferred Inflows Of Resources And Fund Balances</b>	<b>\$11,073,789</b>	<b>\$7,601,834</b>
---	---------------------	--------------------

Amounts Expressed in Whole Dollars

**Total Governmental Funds**

**Liabilities And Deferred Inflows Of Resources And Fund Balances**

<b>Liabilities</b>	
0400 Due to Other Funds	23,892
0411 Due to Other Governments	269,800
0412 Due to Primary Government	
0413 Due to Component Unit	
0420 Accounts Payable	814,047
0430 Contracts Payable	
0440 Current Portion of Long-Term Debt	
0450 Short-Term Payables	
0461 Accrued Salaries and Benefits	7,893,262
0462 Payroll Deductions and Withholding	284,256
0480 Unearned Revenues	
0490 Other Current Liabilities	787,273
<b>Total Liabilities</b>	<b>\$10,072,530</b>
0950 Deferred Inflows of Resources	1,001,155
<b>Fund Balances</b>	
0810 Nonspendable Fund Balance	236,187
0820 Restricted Fund Balance	11,691,419
0830 Committed Fund Balance	22,027,907
0840 Assigned Fund Balance	5,852,206
0850 Unassigned Fund Balance	4,703,901
<b>Total Fund Balances</b>	<b>\$44,511,620</b>
<b>Total Liabilities, Deferred Inflows Of Resources And Fund Balances</b>	<b>\$55,585,305</b>

REVISED SUBMISSION

Amounts Expressed in Whole Dollars	<u>General Fund</u> <u>(10)</u>	<u>Student Sponsored</u> <u>Activity Fund</u> <u>(21)</u>	<u>Public Purpose Trust</u> <u>(27)</u>	<u>Other Compt Approved</u> <u>(28)</u>	<u>Athletic / Activity</u> <u>(29)</u>
<b>Revenues</b>					
6000 Revenue from Local Sources	51,487,443				
7000 Revenue from State Sources	24,350,369				
8000 Revenue from Federal Sources	1,657,807				
<b>Total Revenues</b>	<b>\$77,495,619</b>				
<b>Expenditures</b>					
1000 Instruction	44,737,479				
2000 Support Services	22,485,768				
3000 Operation of Non-Instructional Services	1,748,256				
4000 Facilities Acquisition, Construction and Improvement Services					
5110 Debt Service	7,132,984				
5130 Refund of Prior Year Revenues / Receipts	4,478				
5140 Leases and Other Right-to-Use Arrangements					
<b>Total Expenditures</b>	<b>\$76,108,965</b>				
<b>Excess (Deficiency) Of Revenues Over Expenditures</b>	<b>\$1,386,654</b>				
<b>Other Financing Sources (Uses)</b>					
9110 Face Value of Bonds Issued					
9120 Proceeds from Refunding of Bonds					
9130 Bond Premiums					
9200 Proceeds from Extended Term Financing, Leases, and Other Right-to-Use Arrangements					
9300 Interfund Transfers - IN					
9400 Sale of or Compensation for Loss of Fixed Assets	1,647				
9710 Transfers from Component Units					
9720 Transfers from Primary Governments					
9910 Other Financing Sources Not Listed in the 9000 Series					
9990 Insurance Recoveries	45,503				
5120 Debt Service – Refunded Bonds					
5150 Bond Discounts					
5200 Interfund Transfers – Out	1,662,931				
5300 Transfers Out to Component Units/Primary Governments					
<b>Total Other Financing Sources (Uses)</b>	<b>(\$1,615,781)</b>				

REVISED SUBMISSION

Amounts Expressed in Whole Dollars	<u>Capital Reserve (690.1850)</u> <u>(31)</u>	<u>Capital Reserve (1431)</u> <u>(32)</u>	<u>Other Capital Projects</u> <u>Fund</u> <u>(39)</u>	<u>Debt Service</u> <u>(40)</u>	<u>Permanent</u> <u>(90)</u>
<b>Revenues</b>					
6000 Revenue from Local Sources		434,467	590,317		
7000 Revenue from State Sources					
8000 Revenue from Federal Sources					
<b>Total Revenues</b>		<b>\$434,467</b>	<b>\$590,317</b>		
<b>Expenditures</b>					
1000 Instruction					
2000 Support Services		174,638	38,799		
3000 Operation of Non-Instructional Services					
4000 Facilities Acquisition, Construction and Improvement Services		552,971	13,701,723		
5110 Debt Service					
5130 Refund of Prior Year Revenues / Receipts					
5140 Leases and Other Right-to-Use Arrangements					
<b>Total Expenditures</b>		<b>\$727,609</b>	<b>\$13,740,522</b>		
<b>Excess (Deficiency) Of Revenues Over Expenditures</b>		<b>(\$293,142)</b>	<b>(\$13,150,205)</b>		
<b>Other Financing Sources (Uses)</b>					
9110 Face Value of Bonds Issued					
9120 Proceeds from Refunding of Bonds					
9130 Bond Premiums					
9200 Proceeds from Extended Term Financing, Leases, and Other Right-to-Use Arrangements					
9300 Interfund Transfers - IN		1,662,931			
9400 Sale of or Compensation for Loss of Fixed Assets					
9710 Transfers from Component Units					
9720 Transfers from Primary Governments					
9910 Other Financing Sources Not Listed in the 9000 Series					
9990 Insurance Recoveries					
5120 Debt Service – Refunded Bonds					
5150 Bond Discounts					
5200 Interfund Transfers – Out					
5300 Transfers Out to Component Units/Primary Governments					
<b>Total Other Financing Sources (Uses)</b>		<b>\$1,662,931</b>			

Amounts Expressed in Whole Dollars	<u>Total Governmental Funds</u>
<b>Revenues</b>	
6000 Revenue from Local Sources	52,512,227
7000 Revenue from State Sources	24,350,369
8000 Revenue from Federal Sources	1,657,807
<b>Total Revenues</b>	<b>\$78,520,403</b>
<b>Expenditures</b>	
1000 Instruction	44,737,479
2000 Support Services	22,699,205
3000 Operation of Non-Instructional Services	1,748,256
4000 Facilities Acquisition, Construction and Improvement Services	14,254,694
5110 Debt Service	7,132,984
5130 Refund of Prior Year Revenues / Receipts	4,478
5140 Leases and Other Right-to-Use Arrangements	
<b>Total Expenditures</b>	<b>\$90,577,096</b>
<b>Excess (Deficiency) Of Revenues Over Expenditures</b>	<b>(\$12,056,693)</b>
<b>Other Financing Sources (Uses)</b>	
9110 Face Value of Bonds Issued	
9120 Proceeds from Refunding of Bonds	
9130 Bond Premiums	
9200 Proceeds from Extended Term Financing, Leases, and Other Right-to-Use Arrangements	
9300 Interfund Transfers - IN	1,662,931
9400 Sale of or Compensation for Loss of Fixed Assets	1,647
9710 Transfers from Component Units	
9720 Transfers from Primary Governments	
9910 Other Financing Sources Not Listed in the 9000 Series	
9990 Insurance Recoveries	45,503
5120 Debt Service – Refunded Bonds	
5150 Bond Discounts	
5200 Interfund Transfers – Out	1,662,931
5300 Transfers Out to Component Units/Primary Governments	
<b>Total Other Financing Sources (Uses)</b>	<b>\$47,150</b>

REVISED SUBMISSION

Amounts Expressed in Whole Dollars

	<u>General Fund</u> <u>(10)</u>	<u>Student Sponsored</u> <u>Activity Fund</u> <u>(21)</u>	<u>Public Purpose Trust</u> <u>(27)</u>	<u>Other Compt Approved</u> <u>(28)</u>	<u>Athletic / Activity</u> <u>(29)</u>
<b>Special And Extraordinary Items</b>					
9920 Special Items – Gains					
9930 Extraordinary Items – Gains					
5520 Special Items – Losses					
5530 Extraordinary Items – Losses					
<b>Net Change In Fund Balances</b>	<b>(\$229,127)</b>				
<b>Fund Balance</b>					
0001 Fund Balance - Beginning of Fiscal Year	26,284,561				
<b>Fund Balance - End Of Year</b>	<b>\$26,055,434</b>				

REVISED SUBMISSION

Amounts Expressed in Whole Dollars	<u>Capital Reserve (690.</u> <u>1850)</u> <u>(31)</u>	<u>Capital Reserve (1431)</u> <u>(32)</u>	<u>Other Capital Projects</u> <u>Fund</u> <u>(39)</u>	<u>Debt Service</u> <u>(40)</u>	<u>Permanent</u> <u>(90)</u>
<b>Special And Extraordinary Items</b>					
9920 Special Items – Gains					
9930 Extraordinary Items – Gains					
5520 Special Items – Losses					
5530 Extraordinary Items – Losses					
<b>Net Change In Fund Balances</b>		<b>\$1,369,789</b>	<b>(\$13,150,205)</b>		
<b>Fund Balance</b>					
0001 Fund Balance - Beginning of Fiscal Year		9,703,841	20,532,762		
<b>Fund Balance - End Of Year</b>		<b>\$11,073,630</b>	<b>\$7,382,557</b>		

Amounts Expressed in Whole Dollars	<u>Total Governmental Funds</u>
<b>Special And Extraordinary Items</b>	
9920 Special Items – Gains	
9930 Extraordinary Items – Gains	
5520 Special Items – Losses	
5530 Extraordinary Items – Losses	
<b>Net Change In Fund Balances</b>	<b>(\$12,009,543)</b>
<b>Fund Balance</b>	
0001 Fund Balance - Beginning of Fiscal Year	56,521,164
<b>Fund Balance - End Of Year</b>	<b>\$44,511,621</b>

REVISED SUBMISSION

Amounts Expressed in Whole Dollars

	<u>Food Service</u> <u>(51)</u>	<u>Child Care</u> <u>Operations</u> <u>(52)</u>	<u>Other Enterprise</u> <u>(58)</u>	<u>TOTAL</u>	<u>Internal Service</u> <u>(60)</u>
<b>Assets And Deferred Outflows Of Resources</b>					
<b>Current Assets</b>					
0100 Cash and Cash Equivalents	2,418,179			2,418,179	
0110 Investments					
0130 Due From Other Funds	13,892			13,892	
0141 Due From Other Governments					
0142 State Revenue Receivable	24,857			24,857	
0143 Federal Revenue Receivable	142,470			142,470	
0146 Due from Primary Government					
0147 Due from Component Unit					
0150 Other Receivables	17,955			17,955	
0170 Inventories	45,749			45,749	
0180 Prepaid Expenses (Expenditures)					
0190 Other Current Assets					
<b>Total Current Assets</b>	<b>\$2,663,102</b>			<b>\$2,663,102</b>	
<b>Noncurrent Assets</b>					
0211 Land					
0212 Site Improvements (Net)					
0220 Buildings and Building Improvements (Net)					
0230 Tangible Property and Intangible Right-To-Use Assets (Net)	514,950			514,950	
0250 Construction in Progress					
0260 Long Term Prepayments					
0290 Other Noncurrent Assets	100,985			100,985	
<b>Total Noncurrent Assets</b>	<b>\$615,935</b>			<b>\$615,935</b>	
0910 Deferred Outflows of Resources	223,897			223,897	
<b>Total Assets And Deferred Outflows Of Resources</b>	<b>\$3,502,934</b>			<b>\$3,502,934</b>	

Amounts Expressed in Whole Dollars	<u>Food Service</u> <u>(51)</u>	<u>Child Care</u> <u>Operations</u> <u>(52)</u>	<u>Other Enterprise</u> <u>(58)</u>	<u>TOTAL</u>	<u>Internal Service</u> <u>(60)</u>
<b>Liabilities And Deferred Inflows Of Resources And Net Position</b>					
<b>Current Liabilities</b>					
0400 Due to Other Funds	25,079			25,079	
0411 Due to Other Governments					
0413 Due to Component Unit					
0420 Accounts Payable	10,739			10,739	
0430 Contracts Payable					
0440 Current Portion of Long-Term Debt	909			909	
0450 Short-Term Payables					
0461 Accrued Salaries and Benefits	28,847			28,847	
0462 Payroll Deductions and Withholding					
0480 Unearned Revenues					
0490 Other Current Liabilities	30,583			30,583	
<b>Total Current Liabilities</b>	<b>\$96,157</b>			<b>\$96,157</b>	
<b>Noncurrent Liabilities</b>					
0510 Bonds Payable					
0520 Extended-Term Financing Agreements Payable					
0530 Lease and Other Right-To-Use Obligations					
0540 Accumulated Compensated Absences	26,312			26,312	
0550 Authority Lease Obligations					
0560 Other Post-Employment Benefits (OPEB)	159,387			159,387	
0570 Net Pension Liability	1,338,000			1,338,000	
0599 Other Noncurrent Liabilities					
<b>Total Noncurrent Liabilities</b>	<b>\$1,523,699</b>			<b>\$1,523,699</b>	
<b>Total Liabilities</b>	<b>\$1,619,856</b>			<b>\$1,619,856</b>	
0950 Deferred Inflows of Resources	128,306			128,306	
<b>Net Position</b>					
0791 Net Investment in Capital Assets	514,950			514,950	
0008 Restricted Net Position (0792 – 0798)	100,985			100,985	
0799 Unrestricted Net Position	1,138,837			1,138,837	
<b>Total Net Position</b>	<b>\$1,754,772</b>			<b>\$1,754,772</b>	
<b>Total Liabilities And Deferred Inflows Of Resources And Net Position</b>	<b>\$3,502,934</b>			<b>\$3,502,934</b>	

REVISED SUBMISSION

Amounts Expressed in Whole Dollars	<u>Food Service</u> <u>(51)</u>	<u>Child Care Operations</u> <u>(52)</u>	<u>Other Enterprise</u> <u>(58)</u>	<u>TOTAL</u>	<u>Internal Service</u> <u>(60)</u>
<b>Operating Revenues</b>					
6600 Food Service Revenue	666,204			666,204	
0071 Charges for Services					
0072 Other Operating Revenue					
<b>Total Operating Revenues</b>	<b>\$666,204</b>			<b>\$666,204</b>	
<b>Operating Expenses</b>					
100 Personnel Services – Salaries	776,442			776,442	
200 Personnel Services – Employee Benefits	436,880			436,880	
300 Purchased Professional and Technical Services	1,451			1,451	
400 Purchased Property Services	37,041			37,041	
500 Other Purchased Services	1,716			1,716	
600 Supplies	1,242,228			1,242,228	
740 Depreciation	75,576			75,576	
770 Amortization Expense					
810 Dues and Fees	20,310			20,310	
880 Refunds of Prior Years' Receipts					
890 Miscellaneous Expenditures					
<b>Total Operating Expenses</b>	<b>\$2,591,644</b>			<b>\$2,591,644</b>	
<b>Operating Income (Loss)</b>	<b>(\$1,925,440)</b>			<b>(\$1,925,440)</b>	
<b>Non Operating Revenues (Expenses)</b>					
6500 Earnings on Investments	109,571			109,571	
6830 Federal Revenue from Intermediary Sources					
6920 Contributions and Donations from Private Sources	7,017			7,017	
6930 Gains or Losses on Sale of Fixed Assets					
6991 Refunds of a Prior Year Expenditure					
7000 Revenue from State Sources	335,178			335,178	
8000 Revenue from Federal Sources	1,273,037			1,273,037	
9990 Insurance Recoveries					
820 Claims and Judgments Against the LEA					
830 Interest					
<b>TOTAL Non Operating Revenues (Expenses)</b>	<b>\$1,724,803</b>			<b>\$1,724,803</b>	
<b>Income (Loss) Before Contributions And Transfers</b>	<b>(\$200,637)</b>			<b>(\$200,637)</b>	

REVISED SUBMISSION

Amounts Expressed in Whole Dollars	<u>Food Service</u> <u>(51)</u>	<u>Child Care Operations</u> <u>(52)</u>	<u>Other Enterprise</u> <u>(58)</u>	<u>TOTAL</u>	<u>Internal Service</u> <u>(60)</u>
<b>Contributions, Transfers, and Special and Extraordinary Items</b>					
5200 Interfund Transfers – Out					
5300 Transfers Out to Component Units/Primary Governments					
5520 Special Items – Losses					
5530 Extraordinary Items – Losses					
9300 Interfund Transfers - IN					
9500 Capital Contributions					
9700 Transfers IN From Component Units/Primary Governments					
9920 Special Items – Gains					
9930 Extraordinary Items – Gains					
<b>Change In Net Position</b>	<b>(\$200,637)</b>			<b>(\$200,637)</b>	
0002 Net Position - Beginning of Fiscal Year	1,955,409			1,955,409	
0003 Accounting Changes / Residual Equity Transfers					
<b>Net Position - End Of Year</b>	<b>\$1,754,772</b>			<b>\$1,754,772</b>	

LEA : 112013753 Gettysburg Area SD

Printed 1/30/2026 1:05:34 PM

REVISED SUBMISSION

Amounts Expressed in Whole Dollars	<u>Food Service</u> <u>(51)</u>	<u>Child Care Operations</u> <u>(52)</u>	<u>Other Enterprise</u> <u>(58)</u>	<u>TOTAL</u>	<u>Internal Service(60)</u>
<b>Cash Flows From Operating Activities</b>					
0011 Cash Receipts From Users	633,962			633,962	
0012 Cash Receipts From Assessments Made to Other Funds					
0013 Cash Receipts From Earnings on Investments					
0014 Cash Receipts From Other Operating Revenue					
0015 Cash Payments To Employees For Services	1,291,472			1,291,472	
0016 Cash Payments For Insurance Claims					
0017 Cash Payments To Suppliers For Goods and Services	1,120,468			1,120,468	
0018 Cash Payments For Other Operating Expenses					
<b>Net Cash Provided By (Used For) Operating Activities</b>	<b>(\$1,777,978)</b>			<b>(\$1,777,978)</b>	
<b>Cash Flows From Non-Capital Financing Activities</b>					
0021 Receipts From Local Sources - 6000	7,017			7,017	
0022 Receipts From State Sources - 7000	330,499			330,499	
0023 Receipts From Federal Sources -8000	1,091,509			1,091,509	
0024 Notes and Loans Received (Repaid)					
0025 Interest Paid on Notes/Loans - 5100-830					
0026 Operating Transfers In (Out)/Residual Equity Trans					
0027 Operating Transfers In (Out) Primary Government / Comp Unit					
0028 Receipts From Refund of Prior Year Expenditures - 6991					
0029 Special and Extraordinary Gains (losses)					
0030 Receipts from Insurance Recoveries -9990					
<b>Net Cash Prov By (Used for) Non-Capital Financing Activities</b>	<b>\$1,429,025</b>			<b>\$1,429,025</b>	
<b>Cash Flows From Capital and Related Financing Activities</b>					
0031 Payments For Fac Acq, Const, and Imp - 4000					
0032 Proceeds from Disposal of Capital Assets					
0033 Proceeds From Extended Term Financing - 9200					
0034 Principal Paid on Financing Agreements					
0035 Interest Paid on Financing Agreements - 5100-830					
0036 (Inc) Dec in Contributed Capital	(47,079)			(47,079)	
<b>Net Cash Prov By (Used for) Capital and Related Financing Activities</b>	<b>(\$47,079)</b>			<b>(\$47,079)</b>	
<b>Cash Flows From Investing Activities</b>					
0041 Earnings on Investments - 6500	109,571			109,571	
0042 Purchase of Inv Securities / Deposits to Inv Pools					
0043 Receipts From Investment Pool Withdrawals					
0044 Proceeds from Sale and Maturity of Inv Securities					

LEA : 112013753 Gettysburg Area SD

Printed 1/30/2026 1:05:34 PM

REVISED SUBMISSION

Page - 2 of 4

0045 Loans Received (Paid)

<b>Net Cash Prov By (Used for) Investing Activities</b>	<b>\$109,571</b>	<b>\$109,571</b>
---	------------------	------------------

	<u>Food Service</u> <u>(51)</u>	<u>Child Care Operations</u> <u>(52)</u>	<u>Other Enterprise</u> <u>(58)</u>	<u>TOTAL</u>	<u>Internal Service</u> <u>(60)</u>
<b>Net Increase (Decrease) in Cash Flows</b>	<b>(286,461)</b>			<b>(286,461)</b>	
0004 Cash and Cash Equivalents Beginning of Year	2,704,640			2,704,640	
<b>Cash and Cash Equivalents at Year End</b>	<b>\$2,418,179</b>			<b>\$2,418,179</b>	
<b>Reconciliation of Operating Income (Loss) To Net Cash Provided by (Used For) Operating Activities</b>					
0005 Operating Income (Loss) per REP	(1,925,440)			(1,925,440)	
<b>Adjustments</b>					
0051 Depreciation and Net Amortization	75,576			75,576	
0052 Provision for Uncollectible Accounts					
0053 Other Adjustments	172,144			172,144	
<b>Effect of Changes in Assets, Liabilities, Deferred Outflows and Deferred Inflows</b>					
0054 (Inc) Dec In Accounts Receivable (0120-0150)	7,432			7,432	
0055 Advances to Other Funds					
0056 (Inc) Dec in Inventories (0170)	6,448			6,448	
0057 (Inc) Dec in Prepaid Expenses (0180)					
0058 (Inc) Dec in Other Current or Noncurrent Assets	(11,842)			(11,842)	
0064 Deferred Outflows (0910)	40,054			40,054	
0059 Inc (Dec) in Accounts Payable (0400-0450)	(12,754)			(12,754)	
0060 Inc (Dec) in Accrued Salaries/Benefits (0461)	(4,845)			(4,845)	
0065 Inc (Dec) in Net Pension Liabilities (0570)	(126,000)			(126,000)	
0066 Inc (Dec) in Other Postemp Benefit Oblig (0560)	(5,483)			(5,483)	
0061 Inc (Dec) in Payroll Deductions/Withholding (0462)					
0062 Inc (Dec) in Unearned Revenue (0480)					
0063 Inc (Dec) in Other Current or Noncurrent Liabilities	(16,978)			(16,978)	
0067 Deferred Inflows (0950)	23,710			23,710	
<b>Total Adjustments</b>	<b>\$147,462</b>			<b>\$147,462</b>	
<b>Cash Provided By (Used for) Total</b>	<b>(\$1,777,978)</b>			<b>(\$1,777,978)</b>	

COMBINED STATEMENT OF CASH FLOWS  
SCHEDULE OF NONCASH INVESTING, CAPITAL, AND FINANCING ACTIVITIES

Explanation of Transaction and Balance Sheet Effect	Amount
<b>Total</b>	

LEA : 112013753 Gettysburg Area SD

Printed 1/30/2026 1:05:36 PM

REVISED SUBMISSION

Amounts Expressed in Whole Dollars

	<u>Private Purpose Trust</u> <u>(71)</u>	<u>Investment Trust</u> <u>(72)</u>	<u>Pension Trust</u> <u>(73)</u>	<u>Student Activity Custodial</u> <u>(81)</u>
<b>Assets And Deferred Outflows Of Resources</b>				
<b>Assets</b>				
0100 Cash and Cash Equivalents				207,568
0110 Investments				
0130 Due From Other Funds				
0140 Due from Other Governments, Primary Government and Component Units				
0150 Other Receivables				1,586
0170 Inventories				
0180 Prepaid Expenses (Expenditures)				
0190 Other Current Assets				
0220 Buildings and Building Improvements (Net)				
0230 Tangible Property and Intangible Right-To-Use Assets (Net)				
<b>Total Assets</b>				<b>\$209,154</b>
0910 Deferred Outflows of Resources				
<b>Total Assets And Deferred Outflows Of Resources</b>				<b>\$209,154</b>

LEA : 112013753 Gettysburg Area SD

Printed 1/30/2026 1:05:36 PM

REVISED SUBMISSION

Amounts Expressed in Whole Dollars

<u>Other Custodial</u>	<u>Fiduciary Component Units</u>	<u>Total Fiduciary Funds</u>
(89)	(98)	

**Assets And Deferred Outflows Of Resources**

**Assets**

0100	Cash and Cash Equivalents		207,568
0110	Investments		
0130	Due From Other Funds		
0140	Due from Other Governments, Primary Government and Component Units		
0150	Other Receivables		1,586
0170	Inventories		
0180	Prepaid Expenses (Expenditures)		
0190	Other Current Assets		
0220	Buildings and Building Improvements (Net)		
0230	Tangible Property and Intangible Right-To-Use Assets (Net)		

<b>Total Assets</b>			<b>\$209,154</b>
---------------------	--	--	------------------

0910 Deferred Outflows of Resources

<b>Total Assets And Deferred Outflows Of Resources</b>			<b>\$209,154</b>
--	--	--	------------------

LEA : 112013753 Gettysburg Area SD

Printed 1/30/2026 1:05:36 PM

REVISED SUBMISSION

Amounts Expressed in Whole Dollars

Private Purpose Trust  
(71)

Investment Trust  
(72)

Pension Trust  
(73)

Student Activity Custodial  
(81)

**Liabilities, Deferred Inflows Of Resources And Net Position**

**Liabilities**

0400 Due to Other Funds				
0410 Due to Other Governments, Primary Government and Component Units				
0420 Accounts Payable				3,774
0430 Contracts Payable				
0450 Short-Term Payables				
0460 Payroll Accruals and Withholdings				
0480 Unearned Revenues				
0490 Other Current Liabilities				205,380

**Total Liabilities** **\$209,154**

0950 Deferred Inflows of Resources

**Net Position**

0791 Net Investment in Capital Assets	
0009 Restricted Net Position (0792 – 0798)	
0799 Unrestricted Net Position	

**Total Net Position** **\$209,154**

**Total Liabilities, Deferred Inflows Of Resources And Net Position** **\$209,154**

LEA : 112013753 Gettysburg Area SD

Printed 1/30/2026 1:05:36 PM

REVISED SUBMISSION

Amounts Expressed in Whole Dollars

<u>Other Custodial</u>	<u>Fiduciary Component Units</u>	<u>Total Fiduciary Funds</u>
(89)	(98)	

**Liabilities, Deferred Inflows Of Resources And Net Position**

**Liabilities**

0400 Due to Other Funds		
0410 Due to Other Governments, Primary Government and Component Units		
0420 Accounts Payable		3,774
0430 Contracts Payable		
0450 Short-Term Payables		
0460 Payroll Accruals and Withholdings		
0480 Unearned Revenues		
0490 Other Current Liabilities		205,380
<b>Total Liabilities</b>		<b>\$209,154</b>

0950 Deferred Inflows of Resources

**Net Position**

0791 Net Investment in Capital Assets		
0009 Restricted Net Position (0792 – 0798)		
0799 Unrestricted Net Position		
<b>Total Net Position</b>		
<b>Total Liabilities, Deferred Inflows Of Resources And Net Position</b>		<b>\$209,154</b>

REVISED SUBMISSION

Amounts Expressed in Whole Dollars	<u>Private Purpose Trust</u> (71)	<u>Investment Trust</u> (72)	<u>Pension Trust</u> (73)	<u>Student Activity</u> <u>Custodial</u> (81)	<u>Other Custodial</u> (89)	<u>Fiduciary Component</u> <u>Units</u> (98)
<b>Additions</b>						
0091 Gifts and Contributions				19,165		
0095 Net Investment Earnings				9,000		
0092 Other Additions				254,703		
<b>Deductions</b>						
0093 Scholarships Awarded						
0094 Other Deductions				282,868		
<b>Change In Net Position</b>						
0006 Net Position – Beginning of Fiscal Year						
0007 Net Position Held in Trust for Pension Benefits						
<b>Net Position - End of Fiscal Year</b>						

Amounts Expressed in Whole Dollars	<u>Total Fiduciary Funds</u>
<b>Additions</b>	
0091 Gifts and Contributions	19,165
0095 Net Investment Earnings	9,000
0092 Other Additions	254,703
<b>Deductions</b>	
0093 Scholarships Awarded	
0094 Other Deductions	282,868
<b>Change In Net Position</b>	
0006 Net Position – Beginning of Fiscal Year	
0007 Net Position Held in Trust for Pension Benefits	
<b>Net Position - End of Fiscal Year</b>	

REVISED SUBMISSION

	<u>Revenue Reported In Current Year</u>	<u>Current Year Tax Accrual</u>	<u>Prior Year Tax Accrual</u>	<u>Taxes Collected In Current Year</u>
<b>Revenue from Local Sources</b>				
6111 Current Real Estate Taxes	34,502,449.52			34,502,449.52
6112 Interim Real Estate Taxes	566,110.58	173,165.59	122,176.13	515,121.12
6113 Public Utility Realty Taxes	42,710.88			42,710.88
6114 Payments in Lieu of Current Taxes - State / Local	75,871.44			75,871.44
6115 Payments in Lieu of Current Taxes - Federal	347.24			347.24
6143 Current Act 511 Local Services Taxes	120,587.16	5,906.86	112.19	114,792.49
6151 Current Act 511 Earned Income Taxes	8,993,821.57	315,059.76	403,957.86	9,082,719.67
6153 Current Act 511 Real Estate Transfer Taxes	1,487,004.03	190,695.67	153,276.21	1,449,584.57
6154 Current Act 511 Amusement Taxes	311,498.10	45,799.79	52,757.08	318,455.39
6411 Delinquent Real Estate Taxes	1,139,842.19	534,003.73	389,068.78	994,907.24
6451 Delinquent Act 511 Earned Income Taxes	448,840.98	68,861.86	71,661.41	451,640.53
6500 Earnings on Investments	1,585,738.43			
6700 Revenues from LEA Activities	172,790.94			
6831 Federal Revenue Received from Other Pennsylvania Public LEAs	106,956.23			
6832 Federal IDEA Revenue Received as Pass Through	609,465.71			
6910 Rentals	642,123.36			
6920 Contributions and Donations from Private Sources	106,876.51			
6944 Receipts from Other LEAs in Pennsylvania - Education	115,611.16			
6991 Refunds of a Prior Year Expenditure	112,910.98			
6992 Energy Efficiency Revenues and Incentives	13,436.19			
6999 Other Revenues Not Specified Above	332,449.81			
<b>TOTAL Revenue from Local Sources</b>	<b>\$51,487,443.01</b>	<b>\$1,333,493.26</b>	<b>\$1,193,009.66</b>	<b>\$47,548,600.09</b>

REVISED SUBMISSION

Revenue Reported  
In Current Year

Revenue from State Sources

7111 Basic Education Funding-Formula	10,211,950.24		
7140 Charter Schools	149,165.47		
7160 Tuition for Orphans Subsidy	97,294.76		
7220 Vocational Education	285,935.80		
7271 Special Education funds for School-Aged Pupils	2,203,177.03		
7299 Program Revenues Not Listed Previously in the 7200 Series	372.68		
7311 Pupil Transportation Subsidy	2,402,866.92		
7312 Nonpublic and Charter School Pupil Transportation Subsidy	109,725.00		
7320 Rental and Sinking Fund Payments / Building Reimbursement Subsidy	1,334,740.82		
7331 State Reimbursement for Health Services	58,521.96		
7332 Feminine Hygiene Product Funding	5,050.50		
7340 State Property Tax Reduction Allocation	1,687,425.17		
7361 School Safety and Security Grants	146,148.51		
7509 Supplemental Equipment Grants	94,172.72		
7531 Ready to Learn-Foundation	298,479.00		
7599 Other State Revenue Not Listed Elsewhere in the 7000 Series	30,000.00		
7810 State Share of Social Security and Medicare Taxes	909,711.36		
7820 State Share of Retirement Contributions	4,325,630.85		
<b>TOTAL Revenue from State Sources</b>	<b>\$24,350,368.79</b>		

REVISED SUBMISSION

Revenue Reported  
In Current Year

**Revenue from Federal Sources**

8390 Other Restricted Federal Grants-in-Aid Directly from the Federal Government	78,863.06			
8514 Title I - Improving the Academic Achievement of the Disadvantaged	641,263.00			
8515 Title II - Preparing, Training, and Recruiting High Quality Teachers and Principals	91,326.00			
8516 Title III - Language Instruction for English Learners and Immigrant Students	18,579.00			
8517 Title IV - 21st Century Schools	62,410.00			
8521 Vocational Education - Operating Expenditures	29,781.19			
8744 ARP ESSER - Elementary and Secondary School Emergency Relief Fund	558,792.43			
8749 Other CARES Act Funding	138,325.00			
8751 ARP ESSER Learning Loss	124.20			
8752 ARP ESSER Summer Programs	33,745.63			
8753 ARP ESSER Afterschool Programs	4,597.32			
<b>TOTAL Revenue from Federal Sources</b>	<b>\$1,657,806.83</b>			

REVISED SUBMISSION

Revenue Reported  
In Current Year

**Other Financing Sources**

9400 Sale of or Compensation for Loss of Fixed Assets	1,646.69			
9990 Insurance Recoveries	45,502.76			
<b>TOTAL Other Financing Sources</b>	<b>\$47,149.45</b>			
<b>TOTAL FROM ALL SOURCES</b>	<b>\$77,542,768.08</b>	<b>\$1,333,493.26</b>	<b>\$1,193,009.66</b>	<b>\$47,548,600.09</b>

LEA : 112013753 Gettysburg Area SD

Printed 1/30/2026 1:05:41 PM

REVISED SUBMISSION

Page - 1 of 4

	<u>General Fund (10)</u>	<u>Student Sponsored Activity Fund (21)</u>	<u>Public Purpose Trust (27)</u>	<u>Other Compt Approved (28)</u>	<u>Athletic / Activity (29)</u>	<u>Capital Reserve (690, 1850) (31)</u>
<b>6000 Revenue from Local Sources</b>						
6111 Current Real Estate Taxes	34,502,449.52					
6112 Interim Real Estate Taxes	566,110.58					
6113 Public Utility Realty Taxes	42,710.88					
6114 Payments in Lieu of Current Taxes - State / Local	75,871.44					
6115 Payments in Lieu of Current Taxes - Federal	347.24					
6143 Current Act 511 Local Services Taxes	120,587.16					
6151 Current Act 511 Earned Income Taxes	8,993,821.57					
6153 Current Act 511 Real Estate Transfer Taxes	1,487,004.03					
6154 Current Act 511 Amusement Taxes	311,498.10					
6411 Delinquent Real Estate Taxes	1,139,842.19					
6451 Delinquent Act 511 Earned Income Taxes	448,840.98					
6500 Earnings on Investments	1,585,738.43					
6700 Revenues from LEA Activities	172,790.94					
6831 Federal Revenue Received from Other Pennsylvania Public LEAs	106,956.23					
6832 Federal IDEA Revenue Received as Pass Through	609,465.71					
6910 Rentals	642,123.36					
6920 Contributions and Donations from Private Sources	106,876.51					
6944 Receipts from Other LEAs in Pennsylvania - Education	115,611.16					
6991 Refunds of a Prior Year Expenditure	112,910.98					
6992 Energy Efficiency Revenues and Incentives	13,436.19					
6999 Other Revenues Not Specified Above	332,449.81					
<b>6000 Total Revenue from Local Sources</b>	<b>\$51,487,443.01</b>					
<b>7000 Revenue from State Sources</b>						
7111 Basic Education Funding-Formula	10,211,950.24					
7140 Charter Schools	149,165.47					
7160 Tuition for Orphans Subsidy	97,294.76					
7220 Vocational Education	285,935.80					
7271 Special Education funds for School-Aged Pupils	2,203,177.03					
7299 Program Revenues Not Listed Previously in the 7200 Series	372.68					
7311 Pupil Transportation Subsidy	2,402,866.92					
7312 Nonpublic and Charter School Pupil Transportation Subsidy	109,725.00					
7320 Rental and Sinking Fund Payments / Building Reimbursement Subsidy	1,334,740.82					
7331 State Reimbursement for Health Services	58,521.96					
7332 Feminine Hygiene Product Funding	5,050.50					
7340 State Property Tax Reduction Allocation	1,687,425.17					

LEA : 112013753 Gettysburg Area SD

Printed 1/30/2026 1:05:41 PM

REVISED SUBMISSION

	<u>Capital Reserve</u> <u>(1431) (32)</u>	<u>Other Capital</u> <u>Projects Fund (39)</u>	<u>Debt Service (40)</u>	<u>Permanent (90)</u>	<u>Total</u>
<b>6000 Revenue from Local Sources</b>					
6111 Current Real Estate Taxes					34,502,449.52
6112 Interim Real Estate Taxes					566,110.58
6113 Public Utility Realty Taxes					42,710.88
6114 Payments in Lieu of Current Taxes - State / Local					75,871.44
6115 Payments in Lieu of Current Taxes - Federal					347.24
6143 Current Act 511 Local Services Taxes					120,587.16
6151 Current Act 511 Earned Income Taxes					8,993,821.57
6153 Current Act 511 Real Estate Transfer Taxes					1,487,004.03
6154 Current Act 511 Amusement Taxes					311,498.10
6411 Delinquent Real Estate Taxes					1,139,842.19
6451 Delinquent Act 511 Earned Income Taxes					448,840.98
6500 Earnings on Investments	434,467.19	590,317.23			2,610,522.85
6700 Revenues from LEA Activities					172,790.94
6831 Federal Revenue Received from Other Pennsylvania Public LEAs					106,956.23
6832 Federal IDEA Revenue Received as Pass Through					609,465.71
6910 Rentals					642,123.36
6920 Contributions and Donations from Private Sources					106,876.51
6944 Receipts from Other LEAs in Pennsylvania - Education					115,611.16
6991 Refunds of a Prior Year Expenditure					112,910.98
6992 Energy Efficiency Revenues and Incentives					13,436.19
6999 Other Revenues Not Specified Above					332,449.81
<b>6000 Total Revenue from Local Sources</b>	<b>\$434,467.19</b>	<b>\$590,317.23</b>			<b>\$52,512,227.43</b>
<b>7000 Revenue from State Sources</b>					
7111 Basic Education Funding-Formula					10,211,950.24
7140 Charter Schools					149,165.47
7160 Tuition for Orphans Subsidy					97,294.76
7220 Vocational Education					285,935.80
7271 Special Education funds for School-Aged Pupils					2,203,177.03
7299 Program Revenues Not Listed Previously in the 7200 Series					372.68
7311 Pupil Transportation Subsidy					2,402,866.92
7312 Nonpublic and Charter School Pupil Transportation Subsidy					109,725.00
7320 Rental and Sinking Fund Payments / Building Reimbursement Subsidy					1,334,740.82
7331 State Reimbursement for Health Services					58,521.96
7332 Feminine Hygiene Product Funding					5,050.50
7340 State Property Tax Reduction Allocation					1,687,425.17

LEA : 112013753 Gettysburg Area SD

Printed 1/30/2026 1:05:41 PM

REVISED SUBMISSION

	<u>General Fund (10)</u>	<u>Student Sponsored Activity Fund (21)</u>	<u>Public Purpose Trust (27)</u>	<u>Other Compt Approved (28)</u>	<u>Athletic / Activity (29)</u>	<u>Capital Reserve (690, 1850) (31)</u>
<b>7000 Revenue from State Sources</b>						
7361 School Safety and Security Grants	146,148.51					
7509 Supplemental Equipment Grants	94,172.72					
7531 Ready to Learn-Foundation	298,479.00					
7599 Other State Revenue Not Listed Elsewhere in the 7000 Series	30,000.00					
7810 State Share of Social Security and Medicare Taxes	909,711.36					
7820 State Share of Retirement Contributions	4,325,630.85					
<b>7000 Total Revenue from State Sources</b>	<b>\$24,350,368.79</b>					
<b>8000 Revenue from Federal Sources</b>						
8390 Other Restricted Federal Grants-in-Aid Directly from the Federal Government	78,863.06					
8514 Title I - Improving the Academic Achievement of the Disadvantaged	641,263.00					
8515 Title II - Preparing, Training, and Recruiting High Quality Teachers and Principals	91,326.00					
8516 Title III - Language Instruction for English Learners and Immigrant Students	18,579.00					
8517 Title IV - 21st Century Schools	62,410.00					
8521 Vocational Education - Operating Expenditures	29,781.19					
8744 ARP ESSER - Elementary and Secondary School Emergency Relief Fund	558,792.43					
8749 Other CARES Act Funding	138,325.00					
8751 ARP ESSER Learning Loss	124.20					
8752 ARP ESSER Summer Programs	33,745.63					
8753 ARP ESSER Afterschool Programs	4,597.32					
<b>8000 Total Revenue from Federal Sources</b>	<b>\$1,657,806.83</b>					
<b>9000 Other Financing Sources</b>						
9310 General Fund Transfers						
9400 Sale of or Compensation for Loss of Fixed Assets	1,646.69					
9990 Insurance Recoveries	45,502.76					
<b>9000 Total Other Financing Sources</b>	<b>\$47,149.45</b>					
<b>Total From All Sources</b>	<b>\$77,542,768.08</b>					

LEA : 112013753 Gettysburg Area SD

Printed 1/30/2026 1:05:41 PM

REVISED SUBMISSION

	<u>Capital Reserve</u> <u>(1431) (32)</u>	<u>Other Capital</u> <u>Projects Fund (39)</u>	<u>Debt Service (40)</u>	<u>Permanent (90)</u>	<u>Total</u>
<b>7000 Revenue from State Sources</b>					
7361 School Safety and Security Grants					146,148.51
7509 Supplemental Equipment Grants					94,172.72
7531 Ready to Learn-Foundation					298,479.00
7599 Other State Revenue Not Listed Elsewhere in the 7000 Series					30,000.00
7810 State Share of Social Security and Medicare Taxes					909,711.36
7820 State Share of Retirement Contributions					4,325,630.85
<b>7000 Total Revenue from State Sources</b>					<b>\$24,350,368.79</b>
<b>8000 Revenue from Federal Sources</b>					
8390 Other Restricted Federal Grants-in-Aid Directly from the Federal Government					78,863.06
8514 Title I - Improving the Academic Achievement of the Disadvantaged					641,263.00
8515 Title II - Preparing, Training, and Recruiting High Quality Teachers and Principals					91,326.00
8516 Title III - Language Instruction for English Learners and Immigrant Students					18,579.00
8517 Title IV - 21st Century Schools					62,410.00
8521 Vocational Education - Operating Expenditures					29,781.19
8744 ARP ESSER - Elementary and Secondary School Emergency Relief Fund					558,792.43
8749 Other CARES Act Funding					138,325.00
8751 ARP ESSER Learning Loss					124.20
8752 ARP ESSER Summer Programs					33,745.63
8753 ARP ESSER Afterschool Programs					4,597.32
<b>8000 Total Revenue from Federal Sources</b>					<b>\$1,657,806.83</b>
<b>9000 Other Financing Sources</b>					
9310 General Fund Transfers	1,662,931.00				1,662,931.00
9400 Sale of or Compensation for Loss of Fixed Assets					1,646.69
9990 Insurance Recoveries					45,502.76
<b>9000 Total Other Financing Sources</b>	<b>\$1,662,931.00</b>				<b>\$1,710,080.45</b>
<b>Total From All Sources</b>	<b>\$2,097,398.19</b>	<b>\$590,317.23</b>			<b>\$80,230,483.50</b>

REVISED SUBMISSION

	<u>General Fund (10)</u>	<u>Student Sponsored Activity Fund (21)</u>	<u>Public Purpose Trust (27)</u>	<u>Other Compt Approved (28)</u>	<u>Athletic / Activity (29)</u>	<u>Capital Reserve (690. 1850) (31)</u>
Revenue from Local Sources	51,487,443.01					
Revenue from State Sources	24,350,368.79					
Revenue from Federal Sources	1,657,806.83					
Other Financing Sources	47,149.45					
<b>Total From All Sources</b>	<b>\$77,542,768.08</b>					

REVISED SUBMISSION

	<u>Capital Reserve (1431)</u> <u>(32)</u>	<u>Other Capital Projects</u> <u>Fund (39)</u>	<u>Debt Service (40)</u>	<u>Permanent (90)</u>	<u>Total</u>
Revenue from Local Sources	434,467.19	590,317.23			52,512,227.43
Revenue from State Sources					24,350,368.79
Revenue from Federal Sources					1,657,806.83
Other Financing Sources	1,662,931.00				1,710,080.45
<b>Total From All Sources</b>	<b>\$2,097,398.19</b>	<b>\$590,317.23</b>			<b>\$80,230,483.50</b>

General Fund (10)

	<u>Total</u>
<b>1000 Instruction</b>	
<b>100 Personnel Services – Salaries</b>	
120 Professional – Educational	16,600,111.01
130 Professional – Other	100,326.00
170 Operative and Laborer	21,208.49
190 Instructional Assistant	589,146.75
<b>Total Personnel Services – Salaries</b>	<b>\$17,310,792.25</b>
<b>200 Personnel Services – Employee Benefits</b>	
210 Group Insurance – Contracted Provider	5,416.28
220 Social Security Contributions	1,244,659.40
230 PSERS Retirement Contributions	5,847,728.83
260 Workers' Compensation	48,438.53
270 Group Insurance – Self-Insurance	3,969,580.85
291 Other Retirement Plans	38,571.90
292 Health Savings Accounts	535,250.00
<b>Total Personnel Services – Employee Benefits</b>	<b>\$11,689,645.79</b>
<b>300 Purchased Professional and Technical Services</b>	
322 Professional Educational Services – Ius	4,110,951.09
323 Professional Educational Services – Other Educational Agencies	4,986.78
329 Professional Educational Services – Other	1,318,490.73
330 Other Professional Services	71,544.80
<b>Total Purchased Professional and Technical Services</b>	<b>\$5,505,973.40</b>
<b>400 Purchased Property Services</b>	
410 Cleaning Services	680.25
430 Repairs and Maintenance Services	47,575.27
440 Rentals	1,390.49
<b>Total Purchased Property Services</b>	<b>\$49,646.01</b>
<b>500 Other Purchased Services</b>	
510 Student Transportation Services	22,076.55
530 Communications	2,052.65
550 Printing and Binding	2,101.00
561 Tuition To Other School Districts Within the State	329,514.62
562 Tuition To Pennsylvania Charter Schools	5,596,330.96
564 Tuition To Career and Technology Centers	420,824.00
568 Tuition To Private Residential Rehabilitative Institutions (PRRI) [In-State] and Detention Centers	20,748.00
569 Tuition – Other	1,893,523.93
580 Travel	1,100.35
594 IU Payment By Withholding for Institutionalized Children's Programs – Special Classes	10,049.06
<b>Total Other Purchased Services</b>	<b>\$8,298,321.12</b>
<b>600 Supplies</b>	
610 General Supplies	274,647.17
630 Food	108.00
640 Books and Periodicals	114,351.12
650 Supplies & Fees – Technology Related	1,356,458.71

REVISED SUBMISSION

General Fund (10)

		<u>Total</u>
<b>1000 Instruction</b>		
<b>Total Supplies</b>		<b>\$1,745,565.00</b>
<b>700 Property</b>		
752 Capital Equipment – Original and Additional		76,938.09
<b>Total Property</b>		<b>\$76,938.09</b>
<b>800 Other Objects</b>		
890 Miscellaneous Expenditures		60,597.13
<b>Total Other Objects</b>		<b>\$60,597.13</b>
<b>Total 1000 Instruction</b>		<b>\$44,737,478.79</b>

LEA : 112013753 Gettysburg Area SD

Printed 1/30/2026 1:05:47 PM

REVISED SUBMISSION

**General Fund (10)**

**1100 Regular Programs – Elementary / Secondary**

	<u>Elementary</u>	<u>Secondary</u>	<u>Federal</u>	<u>Total</u>
<b>100 Personnel Services – Salaries</b>				
120 Professional – Educational	6,779,367.29	6,414,913.50	430,683.97	13,624,964.76
130 Professional – Other	33,277.00	35,373.00		68,650.00
170 Operative and Laborer	15,051.11	1.20		15,052.31
190 Instructional Assistant	185,203.26	26,167.52		211,370.78
<b>Total Personnel Services – Salaries</b>	<b>\$7,012,898.66</b>	<b>\$6,476,455.22</b>	<b>\$430,683.97</b>	<b>\$13,920,037.85</b>
<b>200 Personnel Services – Employee Benefits</b>				
210 Group Insurance – Contracted Provider	2,290.12	1,821.04	39.48	4,150.64
220 Social Security Contributions	504,986.73	466,743.19	27,986.75	999,716.67
230 PSERS Retirement Contributions	2,378,354.78	2,189,635.32	136,649.21	4,704,639.31
260 Workers’ Compensation	19,836.31	17,638.71	1,974.92	39,449.94
270 Group Insurance – Self-Insurance	1,753,022.91	1,221,717.75	40,806.93	3,015,547.59
291 Other Retirement Plans	7,150.00	13,421.90		20,571.90
292 Health Savings Accounts	241,290.00	173,597.50		414,887.50
<b>Total Personnel Services – Employee Benefits</b>	<b>\$4,906,930.85</b>	<b>\$4,084,575.41</b>	<b>\$207,457.29</b>	<b>\$9,198,963.55</b>
<b>300 Purchased Professional and Technical Services</b>				
322 Professional Educational Services – lus	5,190.14	5,829.81		11,019.95
329 Professional Educational Services – Other	245,532.41	212,848.80	44,562.26	502,943.47
330 Other Professional Services	33,951.72	37,593.08		71,544.80
<b>Total Purchased Professional and Technical Services</b>	<b>\$284,674.27</b>	<b>\$256,271.69</b>	<b>\$44,562.26</b>	<b>\$585,508.22</b>
<b>400 Purchased Property Services</b>				
410 Cleaning Services		680.25		680.25
430 Repairs and Maintenance Services	19,075.69	24,101.77		43,177.46
440 Rentals		632.79		632.79
<b>Total Purchased Property Services</b>	<b>\$19,075.69</b>	<b>\$25,414.81</b>		<b>\$44,490.50</b>
<b>500 Other Purchased Services</b>				
510 Student Transportation Services	13,327.07	8,208.54	309.10	21,844.71
530 Communications		97.11		97.11
550 Printing and Binding	700.35	1,400.65		2,101.00
561 Tuition To Other School Districts Within the State	17,677.28	26,463.97		44,141.25
562 Tuition To Pennsylvania Charter Schools	2,482,766.47	902,356.52		3,385,122.99
580 Travel	172.37	753.09		925.46
<b>Total Other Purchased Services</b>	<b>\$2,514,643.54</b>	<b>\$939,279.88</b>	<b>\$309.10</b>	<b>\$3,454,232.52</b>
<b>600 Supplies</b>				
610 General Supplies	90,643.97	77,886.70	33,451.24	201,981.91
630 Food			108.00	108.00
640 Books and Periodicals	74,084.40	20,664.77	13,966.31	108,715.48
650 Supplies & Fees – Technology Related	465,576.04	754,099.20	59,991.10	1,279,666.34
<b>Total Supplies</b>	<b>\$630,304.41</b>	<b>\$852,650.67</b>	<b>\$107,516.65</b>	<b>\$1,590,471.73</b>
<b>800 Other Objects</b>				
890 Miscellaneous Expenditures	12,353.74	39,695.39		52,049.13
<b>Total Other Objects</b>	<b>\$12,353.74</b>	<b>\$39,695.39</b>		<b>\$52,049.13</b>
<b>Total 1100 Regular Programs – Elementary / Secondary</b>	<b>\$15,380,881.16</b>	<b>\$12,674,343.07</b>	<b>\$790,529.27</b>	<b>\$28,845,753.50</b>

**General Fund (10)**

**1110 Regular Programs**

**100 Personnel Services – Salaries**

	<u>Elementary</u>	<u>Secondary</u>	<u>Federal</u>	<u>Total</u>
120 Professional – Educational	6,779,367.29	6,414,913.50	587.81	13,194,868.60
130 Professional – Other	33,277.00	35,373.00		68,650.00
170 Operative and Laborer	15,051.11	1.20		15,052.31
190 Instructional Assistant	185,203.26	26,167.52		211,370.78

<b>Total Personnel Services – Salaries</b>	<b>\$7,012,898.66</b>	<b>\$6,476,455.22</b>	<b>\$587.81</b>	<b>\$13,489,941.69</b>
--	-----------------------	-----------------------	-----------------	------------------------

**200 Personnel Services – Employee Benefits**

210 Group Insurance – Contracted Provider	2,290.12	1,821.04	16.92	4,128.08
220 Social Security Contributions	504,986.73	466,743.19	34.23	971,764.15
230 PSERS Retirement Contributions	2,378,354.78	2,189,635.32	151.81	4,568,141.91
260 Workers’ Compensation	19,836.31	17,638.71	2.18	37,477.20
270 Group Insurance – Self-Insurance	1,753,022.91	1,221,717.75	20,425.42	2,995,166.08
291 Other Retirement Plans	7,150.00	13,421.90		20,571.90
292 Health Savings Accounts	241,290.00	173,597.50		414,887.50

<b>Total Personnel Services – Employee Benefits</b>	<b>\$4,906,930.85</b>	<b>\$4,084,575.41</b>	<b>\$20,630.56</b>	<b>\$9,012,136.82</b>
---	-----------------------	-----------------------	--------------------	-----------------------

**300 Purchased Professional and Technical Services**

322 Professional Educational Services – lus	5,190.14	5,829.81		11,019.95
329 Professional Educational Services – Other	245,532.41	212,848.80	37,463.39	495,844.60
330 Other Professional Services	33,951.72	37,593.08		71,544.80

<b>Total Purchased Professional and Technical Services</b>	<b>\$284,674.27</b>	<b>\$256,271.69</b>	<b>\$37,463.39</b>	<b>\$578,409.35</b>
--	---------------------	---------------------	--------------------	---------------------

**400 Purchased Property Services**

410 Cleaning Services		680.25		680.25
430 Repairs and Maintenance Services	19,075.69	24,101.77		43,177.46
440 Rentals		632.79		632.79

<b>Total Purchased Property Services</b>	<b>\$19,075.69</b>	<b>\$25,414.81</b>		<b>\$44,490.50</b>
--	--------------------	--------------------	--	--------------------

**500 Other Purchased Services**

510 Student Transportation Services	13,327.07	8,208.54	309.10	21,844.71
530 Communications		97.11		97.11
550 Printing and Binding	700.35	1,400.65		2,101.00
561 Tuition To Other School Districts Within the State	17,677.28	26,463.97		44,141.25
562 Tuition To Pennsylvania Charter Schools	2,482,766.47	902,356.52		3,385,122.99
580 Travel	172.37	753.09		925.46

<b>Total Other Purchased Services</b>	<b>\$2,514,643.54</b>	<b>\$939,279.88</b>	<b>\$309.10</b>	<b>\$3,454,232.52</b>
---------------------------------------	-----------------------	---------------------	-----------------	-----------------------

**600 Supplies**

610 General Supplies	90,643.97	77,886.70	18,728.94	187,259.61
630 Food			108.00	108.00
640 Books and Periodicals	74,084.40	20,664.77		94,749.17
650 Supplies & Fees – Technology Related	465,576.04	754,099.20	28,059.88	1,247,735.12

<b>Total Supplies</b>	<b>\$630,304.41</b>	<b>\$852,650.67</b>	<b>\$46,896.82</b>	<b>\$1,529,851.90</b>
-----------------------	---------------------	---------------------	--------------------	-----------------------

**800 Other Objects**

890 Miscellaneous Expenditures	12,353.74	39,695.39		52,049.13
--------------------------------	-----------	-----------	--	-----------

<b>Total Other Objects</b>	<b>\$12,353.74</b>	<b>\$39,695.39</b>		<b>\$52,049.13</b>
----------------------------	--------------------	--------------------	--	--------------------

<b>Total 1110 Regular Programs</b>	<b>\$15,380,881.16</b>	<b>\$12,674,343.07</b>	<b>\$105,887.68</b>	<b>\$28,161,111.91</b>
------------------------------------	------------------------	------------------------	---------------------	------------------------

**General Fund (10)**

**1190 Federally-Funded Regular Programs**

	<u>Elementary</u>	<u>Secondary</u>	<u>Federal</u>	<u>Total</u>
<b>100 Personnel Services – Salaries</b>				
120 Professional – Educational			430,096.16	430,096.16
<b>Total Personnel Services – Salaries</b>			<b>\$430,096.16</b>	<b>\$430,096.16</b>
<b>200 Personnel Services – Employee Benefits</b>				
210 Group Insurance – Contracted Provider			22.56	22.56
220 Social Security Contributions			27,952.52	27,952.52
230 PSERS Retirement Contributions			136,497.40	136,497.40
260 Workers' Compensation			1,972.74	1,972.74
270 Group Insurance – Self-Insurance			20,381.51	20,381.51
<b>Total Personnel Services – Employee Benefits</b>			<b>\$186,826.73</b>	<b>\$186,826.73</b>
<b>300 Purchased Professional and Technical Services</b>				
329 Professional Educational Services – Other			7,098.87	7,098.87
<b>Total Purchased Professional and Technical Services</b>			<b>\$7,098.87</b>	<b>\$7,098.87</b>
<b>600 Supplies</b>				
610 General Supplies			14,722.30	14,722.30
640 Books and Periodicals			13,966.31	13,966.31
650 Supplies & Fees – Technology Related			31,931.22	31,931.22
<b>Total Supplies</b>			<b>\$60,619.83</b>	<b>\$60,619.83</b>
<b>Total 1190 Federally-Funded Regular Programs</b>			<b>\$684,641.59</b>	<b>\$684,641.59</b>

**General Fund (10)**

**1200 Special Programs – Elementary / Secondary**

	<u>Elementary</u>	<u>Secondary</u>	<u>Federal</u>	<u>Total</u>
<b>100 Personnel Services – Salaries</b>				
120 Professional – Educational	736,060.37	730,356.21		1,466,416.58
130 Professional – Other	992.00	4,960.00		5,952.00
170 Operative and Laborer	4,095.46	37.01		4,132.47
190 Instructional Assistant	224,292.69	153,483.28		377,775.97
<b>Total Personnel Services – Salaries</b>	<b>\$965,440.52</b>	<b>\$888,836.50</b>		<b>\$1,854,277.02</b>
<b>200 Personnel Services – Employee Benefits</b>				
210 Group Insurance – Contracted Provider	501.48	356.20		857.68
220 Social Security Contributions	68,381.41	64,304.86		132,686.27
230 PSERS Retirement Contributions	324,824.30	300,097.63		624,921.93
260 Workers’ Compensation	2,525.59	2,327.57		4,853.16
270 Group Insurance – Self-Insurance	410,800.02	258,121.88		668,921.90
292 Health Savings Accounts	51,175.00	35,625.00		86,800.00
<b>Total Personnel Services – Employee Benefits</b>	<b>\$858,207.80</b>	<b>\$660,833.14</b>		<b>\$1,519,040.94</b>
<b>300 Purchased Professional and Technical Services</b>				
322 Professional Educational Services – Ius	1,474,462.99	1,885,208.01	605,640.71	3,965,311.71
329 Professional Educational Services – Other	196,490.19	239,554.88	309,330.57	745,375.64
<b>Total Purchased Professional and Technical Services</b>	<b>\$1,670,953.18</b>	<b>\$2,124,762.89</b>	<b>\$914,971.28</b>	<b>\$4,710,687.35</b>
<b>400 Purchased Property Services</b>				
430 Repairs and Maintenance Services	3,819.15	378.66		4,197.81
<b>Total Purchased Property Services</b>	<b>\$3,819.15</b>	<b>\$378.66</b>		<b>\$4,197.81</b>
<b>500 Other Purchased Services</b>				
510 Student Transportation Services		231.84		231.84
530 Communications		58.42		58.42
561 Tuition To Other School Districts Within the State	151,225.18	83,189.69		234,414.87
562 Tuition To Pennsylvania Charter Schools	1,406,353.63	804,854.34		2,211,207.97
568 Tuition To Private Residential Rehabilitative Institutions (PRRI) [In-State] and Detention Centers		20,748.00		20,748.00
569 Tuition – Other	679,352.39	1,072,646.54		1,751,998.93
580 Travel	174.89			174.89
594 IU Payment By Withholding for Institutionalized Children’s Programs – Special Classes	4,140.57	5,908.49		10,049.06
<b>Total Other Purchased Services</b>	<b>\$2,241,246.66</b>	<b>\$1,987,637.32</b>		<b>\$4,228,883.98</b>
<b>600 Supplies</b>				
610 General Supplies	1,679.70	1,743.30		3,423.00
640 Books and Periodicals	3,622.14	1,903.61		5,525.75
650 Supplies & Fees – Technology Related	3,846.64	11,837.78	1,008.00	16,692.42
<b>Total Supplies</b>	<b>\$9,148.48</b>	<b>\$15,484.69</b>	<b>\$1,008.00</b>	<b>\$25,641.17</b>
<b>800 Other Objects</b>				
890 Miscellaneous Expenditures	133.34	266.66		400.00
<b>Total Other Objects</b>	<b>\$133.34</b>	<b>\$266.66</b>		<b>\$400.00</b>
<b>Total 1200 Special Programs – Elementary / Secondary</b>	<b>\$5,748,949.13</b>	<b>\$5,678,199.86</b>	<b>\$915,979.28</b>	<b>\$12,343,128.27</b>

**General Fund (10)**

**1210 Life Skills Support**

	<u>Elementary</u>	<u>Secondary</u>	<u>Federal</u>	<u>Total</u>
<b>100 Personnel Services – Salaries</b>				
120 Professional – Educational	26,445.31	61,640.02		88,085.33
190 Instructional Assistant	4,160.23	16,007.49		20,167.72
<b>Total Personnel Services – Salaries</b>	<b>\$30,605.54</b>	<b>\$77,647.51</b>		<b>\$108,253.05</b>
<b>200 Personnel Services – Employee Benefits</b>				
210 Group Insurance – Contracted Provider	11.28	33.84		45.12
220 Social Security Contributions	2,211.83	5,638.46		7,850.29
230 PSERS Retirement Contributions	10,375.21	26,322.53		36,697.74
260 Workers' Compensation	79.97	202.89		282.86
270 Group Insurance – Self-Insurance	10,119.30	19,749.61		29,868.91
292 Health Savings Accounts	900.00	2,100.00		3,000.00
<b>Total Personnel Services – Employee Benefits</b>	<b>\$23,697.59</b>	<b>\$54,047.33</b>		<b>\$77,744.92</b>
<b>300 Purchased Professional and Technical Services</b>				
322 Professional Educational Services – Ius	110,159.25	272,014.89		382,174.14
329 Professional Educational Services – Other	21,889.19	143,027.40	332.50	165,249.09
<b>Total Purchased Professional and Technical Services</b>	<b>\$132,048.44</b>	<b>\$415,042.29</b>	<b>\$332.50</b>	<b>\$547,423.23</b>
<b>400 Purchased Property Services</b>				
430 Repairs and Maintenance Services		27.21		27.21
<b>Total Purchased Property Services</b>		<b>\$27.21</b>		<b>\$27.21</b>
<b>500 Other Purchased Services</b>				
561 Tuition To Other School Districts Within the State	41,273.51			41,273.51
<b>Total Other Purchased Services</b>	<b>\$41,273.51</b>			<b>\$41,273.51</b>
<b>600 Supplies</b>				
610 General Supplies		48.82		48.82
650 Supplies & Fees – Technology Related	34.98	69.94		104.92
<b>Total Supplies</b>	<b>\$34.98</b>	<b>\$118.76</b>		<b>\$153.74</b>
<b>Total 1210 Life Skills Support</b>	<b>\$227,660.06</b>	<b>\$546,883.10</b>	<b>\$332.50</b>	<b>\$774,875.66</b>

REVISED SUBMISSION

General Fund (10)

1220 Sensory Support

300 Purchased Professional and Technical Services

	<u>Elementary</u>	<u>Secondary</u>	<u>Federal</u>	<u>Total</u>
322 Professional Educational Services – Ius	606,523.30	175,070.06		781,593.36
329 Professional Educational Services – Other	2,400.00			2,400.00

<b>Total Purchased Professional and Technical Services</b>	<b>\$608,923.30</b>	<b>\$175,070.06</b>		<b>\$783,993.36</b>
--	---------------------	---------------------	--	---------------------

400 Purchased Property Services

430 Repairs and Maintenance Services	2,471.18			2,471.18
--------------------------------------	----------	--	--	----------

<b>Total Purchased Property Services</b>	<b>\$2,471.18</b>			<b>\$2,471.18</b>
--	-------------------	--	--	-------------------

<b>Total 1220 Sensory Support</b>	<b>\$611,394.48</b>	<b>\$175,070.06</b>		<b>\$786,464.54</b>
-----------------------------------	---------------------	---------------------	--	---------------------

**General Fund (10)**

**1230 Emotional Support**

**100 Personnel Services – Salaries**

	<u>Elementary</u>	<u>Secondary</u>	<u>Federal</u>	<u>Total</u>
190 Instructional Assistant	19,887.08			19,887.08
<b>Total Personnel Services – Salaries</b>	<b>\$19,887.08</b>			<b>\$19,887.08</b>

**200 Personnel Services – Employee Benefits**

210 Group Insurance – Contracted Provider	22.56			22.56
220 Social Security Contributions	1,323.37			1,323.37
230 PSERS Retirement Contributions	6,741.71			6,741.71
260 Workers' Compensation	51.95			51.95
270 Group Insurance – Self-Insurance	30,601.73			30,601.73
<b>Total Personnel Services – Employee Benefits</b>	<b>\$38,741.32</b>			<b>\$38,741.32</b>

**300 Purchased Professional and Technical Services**

322 Professional Educational Services – lus	387,771.71	835,711.75	605,640.71	1,829,124.17
329 Professional Educational Services – Other	159,627.84	78,502.50		238,130.34
<b>Total Purchased Professional and Technical Services</b>	<b>\$547,399.55</b>	<b>\$914,214.25</b>	<b>\$605,640.71</b>	<b>\$2,067,254.51</b>

**500 Other Purchased Services**

510 Student Transportation Services		104.00		104.00
561 Tuition To Other School Districts Within the State	108,332.67	49,528.35		157,861.02
568 Tuition To Private Residential Rehabilitative Institutions (PRRI) [In-State] and Detention Centers		20,748.00		20,748.00
569 Tuition – Other	679,352.39	959,914.54		1,639,266.93
<b>Total Other Purchased Services</b>	<b>\$787,685.06</b>	<b>\$1,030,294.89</b>		<b>\$1,817,979.95</b>
<b>Total 1230 Emotional Support</b>	<b>\$1,393,713.01</b>	<b>\$1,944,509.14</b>	<b>\$605,640.71</b>	<b>\$3,943,862.86</b>

**General Fund (10)**

**1240 Academic Support**

	<u>Elementary</u>	<u>Secondary</u>	<u>Federal</u>	<u>Total</u>
<b>100 Personnel Services – Salaries</b>				
120 Professional – Educational	709,615.06	668,716.19		1,378,331.25
170 Operative and Laborer	4,095.46	37.01		4,132.47
190 Instructional Assistant	200,245.38	137,475.79		337,721.17
<b>Total Personnel Services – Salaries</b>	<b>\$913,955.90</b>	<b>\$806,228.99</b>		<b>\$1,720,184.89</b>
<b>200 Personnel Services – Employee Benefits</b>				
210 Group Insurance – Contracted Provider	467.64	322.36		790.00
220 Social Security Contributions	64,773.53	58,298.36		123,071.89
230 PSERS Retirement Contributions	307,371.09	272,093.65		579,464.74
260 Workers’ Compensation	2,388.81	2,107.19		4,496.00
270 Group Insurance – Self-Insurance	370,078.99	238,372.27		608,451.26
292 Health Savings Accounts	50,275.00	33,525.00		83,800.00
<b>Total Personnel Services – Employee Benefits</b>	<b>\$795,355.06</b>	<b>\$604,718.83</b>		<b>\$1,400,073.89</b>
<b>300 Purchased Professional and Technical Services</b>				
329 Professional Educational Services – Other	12,573.16	18,024.98	308,998.07	339,596.21
<b>Total Purchased Professional and Technical Services</b>	<b>\$12,573.16</b>	<b>\$18,024.98</b>	<b>\$308,998.07</b>	<b>\$339,596.21</b>
<b>400 Purchased Property Services</b>				
430 Repairs and Maintenance Services	1,347.97	351.45		1,699.42
<b>Total Purchased Property Services</b>	<b>\$1,347.97</b>	<b>\$351.45</b>		<b>\$1,699.42</b>
<b>500 Other Purchased Services</b>				
510 Student Transportation Services		127.84		127.84
530 Communications		58.42		58.42
569 Tuition – Other		41,625.00		41,625.00
580 Travel	174.89			174.89
<b>Total Other Purchased Services</b>	<b>\$174.89</b>	<b>\$41,811.26</b>		<b>\$41,986.15</b>
<b>600 Supplies</b>				
610 General Supplies	1,679.70	1,694.48		3,374.18
640 Books and Periodicals	3,622.14	1,903.61		5,525.75
650 Supplies & Fees – Technology Related	3,811.66	11,767.84		15,579.50
<b>Total Supplies</b>	<b>\$9,113.50</b>	<b>\$15,365.93</b>		<b>\$24,479.43</b>
<b>800 Other Objects</b>				
890 Miscellaneous Expenditures	133.34	266.66		400.00
<b>Total Other Objects</b>	<b>\$133.34</b>	<b>\$266.66</b>		<b>\$400.00</b>
<b>Total 1240 Academic Support</b>	<b>\$1,732,653.82</b>	<b>\$1,486,768.10</b>	<b>\$308,998.07</b>	<b>\$3,528,419.99</b>

**General Fund (10)**

**1241 Learning Support – Public**

	<u>Elementary</u>	<u>Secondary</u>	<u>Federal</u>	<u>Total</u>
<b>100 Personnel Services – Salaries</b>				
120 Professional – Educational	599,921.65	572,319.60		1,172,241.25
170 Operative and Laborer	4,095.46	37.01		4,132.47
190 Instructional Assistant	200,245.38	137,475.79		337,721.17
<b>Total Personnel Services – Salaries</b>	<b>\$804,262.49</b>	<b>\$709,832.40</b>		<b>\$1,514,094.89</b>
<b>200 Personnel Services – Employee Benefits</b>				
210 Group Insurance – Contracted Provider	414.28	298.24		712.52
220 Social Security Contributions	56,612.56	51,157.24		107,769.80
230 PSERS Retirement Contributions	270,184.92	239,415.11		509,600.03
260 Workers' Compensation	2,102.21	1,855.32		3,957.53
270 Group Insurance – Self-Insurance	330,033.82	219,516.16		549,549.98
292 Health Savings Accounts	45,685.00	30,315.00		76,000.00
<b>Total Personnel Services – Employee Benefits</b>	<b>\$705,032.79</b>	<b>\$542,557.07</b>		<b>\$1,247,589.86</b>
<b>300 Purchased Professional and Technical Services</b>				
329 Professional Educational Services – Other	11,833.37	17,625.98	308,665.57	338,124.92
<b>Total Purchased Professional and Technical Services</b>	<b>\$11,833.37</b>	<b>\$17,625.98</b>	<b>\$308,665.57</b>	<b>\$338,124.92</b>
<b>400 Purchased Property Services</b>				
430 Repairs and Maintenance Services	1,347.97	351.45		1,699.42
<b>Total Purchased Property Services</b>	<b>\$1,347.97</b>	<b>\$351.45</b>		<b>\$1,699.42</b>
<b>500 Other Purchased Services</b>				
510 Student Transportation Services		127.84		127.84
530 Communications		58.42		58.42
569 Tuition – Other		41,625.00		41,625.00
<b>Total Other Purchased Services</b>		<b>\$41,811.26</b>		<b>\$41,811.26</b>
<b>600 Supplies</b>				
610 General Supplies	1,608.48	1,512.61		3,121.09
640 Books and Periodicals	3,457.36	1,903.61		5,360.97
650 Supplies & Fees – Technology Related	3,811.66	11,767.84		15,579.50
<b>Total Supplies</b>	<b>\$8,877.50</b>	<b>\$15,184.06</b>		<b>\$24,061.56</b>
<b>Total 1241 Learning Support – Public</b>	<b>\$1,531,354.12</b>	<b>\$1,327,362.22</b>	<b>\$308,665.57</b>	<b>\$3,167,381.91</b>

**General Fund (10)**

**1243 Gifted Support**

	<u>Elementary</u>	<u>Secondary</u>	<u>Federal</u>	<u>Total</u>
<b>100 Personnel Services – Salaries</b>				
120 Professional – Educational	109,693.41	96,396.59		206,090.00
<b>Total Personnel Services – Salaries</b>	<b>\$109,693.41</b>	<b>\$96,396.59</b>		<b>\$206,090.00</b>
<b>200 Personnel Services – Employee Benefits</b>				
210 Group Insurance – Contracted Provider	53.36	24.12		77.48
220 Social Security Contributions	8,160.97	7,141.12		15,302.09
230 PSERS Retirement Contributions	37,186.17	32,678.54		69,864.71
260 Workers' Compensation	286.60	251.87		538.47
270 Group Insurance – Self-Insurance	40,045.17	18,856.11		58,901.28
292 Health Savings Accounts	4,590.00	3,210.00		7,800.00
<b>Total Personnel Services – Employee Benefits</b>	<b>\$90,322.27</b>	<b>\$62,161.76</b>		<b>\$152,484.03</b>
<b>300 Purchased Professional and Technical Services</b>				
329 Professional Educational Services – Other	739.79	399.00	332.50	1,471.29
<b>Total Purchased Professional and Technical Services</b>	<b>\$739.79</b>	<b>\$399.00</b>	<b>\$332.50</b>	<b>\$1,471.29</b>
<b>500 Other Purchased Services</b>				
580 Travel	174.89			174.89
<b>Total Other Purchased Services</b>	<b>\$174.89</b>			<b>\$174.89</b>
<b>600 Supplies</b>				
610 General Supplies	71.22	181.87		253.09
640 Books and Periodicals	164.78			164.78
<b>Total Supplies</b>	<b>\$236.00</b>	<b>\$181.87</b>		<b>\$417.87</b>
<b>800 Other Objects</b>				
890 Miscellaneous Expenditures	133.34	266.66		400.00
<b>Total Other Objects</b>	<b>\$133.34</b>	<b>\$266.66</b>		<b>\$400.00</b>
<b>Total 1243 Gifted Support</b>	<b>\$201,299.70</b>	<b>\$159,405.88</b>	<b>\$332.50</b>	<b>\$361,038.08</b>

REVISED SUBMISSION

General Fund (10)

1260 Physical Support

300 Purchased Professional and Technical Services

322 Professional Educational Services – Ius

**Total Purchased Professional and Technical Services**

600 Supplies

650 Supplies & Fees – Technology Related

**Total Supplies**

**Total 1260 Physical Support**

	<u>Elementary</u>	<u>Secondary</u>	<u>Federal</u>	<u>Total</u>
	97,807.23	20,648.19		118,455.42
	<b>\$97,807.23</b>	<b>\$20,648.19</b>		<b>\$118,455.42</b>
			1,008.00	1,008.00
			<b>\$1,008.00</b>	<b>\$1,008.00</b>
	<b>\$97,807.23</b>	<b>\$20,648.19</b>	<b>\$1,008.00</b>	<b>\$119,463.42</b>

REVISED SUBMISSION

General Fund (10)

1270 Multi-Handicapped Support

300 Purchased Professional and Technical Services

322 Professional Educational Services – lus

**Total Purchased Professional and Technical Services**

**Total 1270 Multi-Handicapped Support**

Elementary

Secondary

Federal

Total

269,201.50

567,226.27

836,427.77

**\$269,201.50**

**\$567,226.27**

**\$836,427.77**

**\$269,201.50**

**\$567,226.27**

**\$836,427.77**

**General Fund (10)**

	<u>Elementary</u>	<u>Secondary</u>	<u>Federal</u>	<u>Total</u>
<b>1290 Special Programs - Other Support</b>				
<b>100 Personnel Services – Salaries</b>				
130 Professional – Other	992.00	4,960.00		5,952.00
<b>Total Personnel Services – Salaries</b>	<b>\$992.00</b>	<b>\$4,960.00</b>		<b>\$5,952.00</b>
<b>200 Personnel Services – Employee Benefits</b>				
220 Social Security Contributions	72.68	368.04		440.72
230 PSERS Retirement Contributions	336.29	1,681.45		2,017.74
260 Workers’ Compensation	4.86	17.49		22.35
<b>Total Personnel Services – Employee Benefits</b>	<b>\$413.83</b>	<b>\$2,066.98</b>		<b>\$2,480.81</b>
<b>300 Purchased Professional and Technical Services</b>				
322 Professional Educational Services – Ius	3,000.00	14,536.85		17,536.85
<b>Total Purchased Professional and Technical Services</b>	<b>\$3,000.00</b>	<b>\$14,536.85</b>		<b>\$17,536.85</b>
<b>500 Other Purchased Services</b>				
561 Tuition To Other School Districts Within the State	1,619.00	33,661.34		35,280.34
562 Tuition To Pennsylvania Charter Schools	1,406,353.63	804,854.34		2,211,207.97
569 Tuition – Other		71,107.00		71,107.00
594 IU Payment By Withholding for Institutionalized Children’s Programs – Special Classes	4,140.57	5,908.49		10,049.06
<b>Total Other Purchased Services</b>	<b>\$1,412,113.20</b>	<b>\$915,531.17</b>		<b>\$2,327,644.37</b>
<b>Total 1290 Special Programs - Other Support</b>	<b>\$1,416,519.03</b>	<b>\$937,095.00</b>		<b>\$2,353,614.03</b>

**General Fund (10)**

**1300 Vocational Education**

	<u>Elementary</u>	<u>Secondary</u>	<u>Federal</u>	<u>Total</u>
<b>100 Personnel Services – Salaries</b>				
120 Professional – Educational		1,424,653.49		1,424,653.49
130 Professional – Other		8,618.00		8,618.00
<b>Total Personnel Services – Salaries</b>		<b>\$1,433,271.49</b>		<b>\$1,433,271.49</b>
<b>200 Personnel Services – Employee Benefits</b>				
210 Group Insurance – Contracted Provider		391.04		391.04
220 Social Security Contributions		104,796.07		104,796.07
230 PSERS Retirement Contributions		483,180.89		483,180.89
260 Workers' Compensation		3,749.10		3,749.10
270 Group Insurance – Self-Insurance		272,651.47		272,651.47
291 Other Retirement Plans		18,000.00		18,000.00
292 Health Savings Accounts		31,750.00		31,750.00
<b>Total Personnel Services – Employee Benefits</b>		<b>\$914,518.57</b>		<b>\$914,518.57</b>
<b>300 Purchased Professional and Technical Services</b>				
329 Professional Educational Services – Other		46,129.41	3,158.74	49,288.15
<b>Total Purchased Professional and Technical Services</b>		<b>\$46,129.41</b>	<b>\$3,158.74</b>	<b>\$49,288.15</b>
<b>400 Purchased Property Services</b>				
430 Repairs and Maintenance Services		200.00		200.00
440 Rentals		757.70		757.70
<b>Total Purchased Property Services</b>		<b>\$957.70</b>		<b>\$957.70</b>
<b>500 Other Purchased Services</b>				
530 Communications		1,897.12		1,897.12
564 Tuition To Career and Technology Centers		420,824.00		420,824.00
<b>Total Other Purchased Services</b>		<b>\$422,721.12</b>		<b>\$422,721.12</b>
<b>600 Supplies</b>				
610 General Supplies		52,346.19	9,350.00	61,696.19
640 Books and Periodicals		109.89		109.89
650 Supplies & Fees – Technology Related		55,679.95	4,420.00	60,099.95
<b>Total Supplies</b>		<b>\$108,136.03</b>	<b>\$13,770.00</b>	<b>\$121,906.03</b>
<b>700 Property</b>				
752 Capital Equipment – Original and Additional		65,580.00	11,358.09	76,938.09
<b>Total Property</b>		<b>\$65,580.00</b>	<b>\$11,358.09</b>	<b>\$76,938.09</b>
<b>800 Other Objects</b>				
890 Miscellaneous Expenditures		3,999.00	4,149.00	8,148.00
<b>Total Other Objects</b>		<b>\$3,999.00</b>	<b>\$4,149.00</b>	<b>\$8,148.00</b>
<b>Total 1300 Vocational Education</b>		<b>\$2,995,313.32</b>	<b>\$32,435.83</b>	<b>\$3,027,749.15</b>

**General Fund (10)**

**1400 Other Instructional Programs – Elementary / Secondary**

**100 Personnel Services – Salaries**

	<u>Elementary</u>	<u>Secondary</u>	<u>Federal</u>	<u>Total</u>
120 Professional – Educational	3,300.08	53,308.29	27,467.81	84,076.18
130 Professional – Other	3,574.00	13,532.00		17,106.00
170 Operative and Laborer	343.23		1,680.48	2,023.71

<b>Total Personnel Services – Salaries</b>	<b>\$7,217.31</b>	<b>\$66,840.29</b>	<b>\$29,148.29</b>	<b>\$103,205.89</b>
--	-------------------	--------------------	--------------------	---------------------

**200 Personnel Services – Employee Benefits**

210 Group Insurance – Contracted Provider		16.92		16.92
220 Social Security Contributions	532.77	4,755.16	2,172.46	7,460.39
230 PSERS Retirement Contributions	2,446.66	22,658.78	9,881.26	34,986.70
260 Workers' Compensation	35.34	208.17	142.82	386.33
270 Group Insurance – Self-Insurance		12,459.89		12,459.89
292 Health Savings Accounts		1,812.50		1,812.50

<b>Total Personnel Services – Employee Benefits</b>	<b>\$3,014.77</b>	<b>\$41,911.42</b>	<b>\$12,196.54</b>	<b>\$57,122.73</b>
---	-------------------	--------------------	--------------------	--------------------

**300 Purchased Professional and Technical Services**

322 Professional Educational Services – Ius	9,251.95	109,511.40		118,763.35
323 Professional Educational Services – Other Educational Agencies		4,986.78		4,986.78
329 Professional Educational Services – Other	4,566.80	15,880.27	436.40	20,883.47

<b>Total Purchased Professional and Technical Services</b>	<b>\$13,818.75</b>	<b>\$130,378.45</b>	<b>\$436.40</b>	<b>\$144,633.60</b>
--	--------------------	---------------------	-----------------	---------------------

**500 Other Purchased Services**

561 Tuition To Other School Districts Within the State	6,352.03	44,606.47		50,958.50
569 Tuition – Other	99,900.00	41,625.00		141,525.00

<b>Total Other Purchased Services</b>	<b>\$106,252.03</b>	<b>\$86,231.47</b>		<b>\$192,483.50</b>
---------------------------------------	---------------------	--------------------	--	---------------------

**600 Supplies**

610 General Supplies	634.80	94.95	134.12	863.87
----------------------	--------	-------	--------	--------

<b>Total Supplies</b>	<b>\$634.80</b>	<b>\$94.95</b>	<b>\$134.12</b>	<b>\$863.87</b>
-----------------------	-----------------	----------------	-----------------	-----------------

<b>Total 1400 Other Instructional Programs – Elementary / Secondary</b>	<b>\$130,937.66</b>	<b>\$325,456.58</b>	<b>\$41,915.35</b>	<b>\$498,309.59</b>
---	---------------------	---------------------	--------------------	---------------------

**General Fund (10)**

**1410 Drivers' Education**

	<u>Elementary</u>	<u>Secondary</u>	<u>Federal</u>	<u>Total</u>
<b>100 Personnel Services – Salaries</b>				
120 Professional – Educational		52,214.80		52,214.80
<b>Total Personnel Services – Salaries</b>		<b>\$52,214.80</b>		<b>\$52,214.80</b>
<b>200 Personnel Services – Employee Benefits</b>				
210 Group Insurance – Contracted Provider		16.92		16.92
220 Social Security Contributions		3,673.39		3,673.39
230 PSERS Retirement Contributions		17,700.75		17,700.75
260 Workers' Compensation		136.50		136.50
270 Group Insurance – Self-Insurance		12,459.89		12,459.89
292 Health Savings Accounts		1,812.50		1,812.50
<b>Total Personnel Services – Employee Benefits</b>		<b>\$35,799.95</b>		<b>\$35,799.95</b>
<b>300 Purchased Professional and Technical Services</b>				
329 Professional Educational Services – Other		4,762.18	187.02	4,949.20
<b>Total Purchased Professional and Technical Services</b>		<b>\$4,762.18</b>	<b>\$187.02</b>	<b>\$4,949.20</b>
<b>600 Supplies</b>				
610 General Supplies		94.95		94.95
<b>Total Supplies</b>		<b>\$94.95</b>		<b>\$94.95</b>
<b>Total 1410 Drivers' Education</b>		<b>\$92,871.88</b>	<b>\$187.02</b>	<b>\$93,058.90</b>

**General Fund (10)**

**1420 Summer School**

	<u>Elementary</u>	<u>Secondary</u>	<u>Federal</u>	<u>Total</u>
<b>100 Personnel Services – Salaries</b>				
120 Professional – Educational	2,555.71		27,467.81	30,023.52
170 Operative and Laborer	343.23		1,680.48	2,023.71
<b>Total Personnel Services – Salaries</b>	<b>\$2,898.94</b>		<b>\$29,148.29</b>	<b>\$32,047.23</b>
<b>200 Personnel Services – Employee Benefits</b>				
220 Social Security Contributions	211.83		2,172.46	2,384.29
230 PSERS Retirement Contributions	982.74		9,881.26	10,864.00
260 Workers' Compensation	14.19		142.82	157.01
<b>Total Personnel Services – Employee Benefits</b>	<b>\$1,208.76</b>		<b>\$12,196.54</b>	<b>\$13,405.30</b>
<b>300 Purchased Professional and Technical Services</b>				
329 Professional Educational Services – Other			249.38	249.38
<b>Total Purchased Professional and Technical Services</b>			<b>\$249.38</b>	<b>\$249.38</b>
<b>600 Supplies</b>				
610 General Supplies	634.80		134.12	768.92
<b>Total Supplies</b>	<b>\$634.80</b>		<b>\$134.12</b>	<b>\$768.92</b>
<b>Total 1420 Summer School</b>	<b>\$4,742.50</b>		<b>\$41,728.33</b>	<b>\$46,470.83</b>

**General Fund (10)**

	<u>Elementary</u>	<u>Secondary</u>	<u>Federal</u>	<u>Total</u>
<b>1430 Homebound Instruction</b>				
<b>100 Personnel Services – Salaries</b>				
120 Professional – Educational	499.95			499.95
<b>Total Personnel Services – Salaries</b>	<b>\$499.95</b>			<b>\$499.95</b>
<b>200 Personnel Services – Employee Benefits</b>				
220 Social Security Contributions	36.83			36.83
230 PSERS Retirement Contributions	169.48			169.48
260 Workers’ Compensation	2.45			2.45
<b>Total Personnel Services – Employee Benefits</b>	<b>\$208.76</b>			<b>\$208.76</b>
<b>300 Purchased Professional and Technical Services</b>				
329 Professional Educational Services – Other	4,566.80	11,118.09		15,684.89
<b>Total Purchased Professional and Technical Services</b>	<b>\$4,566.80</b>	<b>\$11,118.09</b>		<b>\$15,684.89</b>
<b>Total 1430 Homebound Instruction</b>	<b>\$5,275.51</b>	<b>\$11,118.09</b>		<b>\$16,393.60</b>

REVISED SUBMISSION

General Fund (10)

1440 Alternative Regular Education Programs

300 Purchased Professional and Technical Services

- 322 Professional Educational Services – Ius
- 323 Professional Educational Services – Other Educational Agencies

	<u>Elementary</u>	<u>Secondary</u>	<u>Federal</u>	<u>Total</u>
<b>Total Purchased Professional and Technical Services</b>	<b>\$9,251.95</b>	<b>\$114,498.18</b>		<b>\$123,750.13</b>

500 Other Purchased Services

- 561 Tuition To Other School Districts Within the State
- 569 Tuition – Other

<b>Total Other Purchased Services</b>	<b>\$106,252.03</b>	<b>\$86,231.47</b>		<b>\$192,483.50</b>
---------------------------------------	---------------------	--------------------	--	---------------------

<b>Total 1440 Alternative Regular Education Programs</b>	<b>\$115,503.98</b>	<b>\$200,729.65</b>		<b>\$316,233.63</b>
--	---------------------	---------------------	--	---------------------

REVISED SUBMISSION

General Fund (10)

1441 Adjudicated / Court-Placed Programs

Elementary

Secondary

Federal

Total

300 Purchased Professional and Technical Services

322 Professional Educational Services – Ius

4,208.91

4,208.91

**Total Purchased Professional and Technical Services**

**\$4,208.91**

**\$4,208.91**

500 Other Purchased Services

561 Tuition To Other School Districts Within the State

7,174.00

7,174.00

**Total Other Purchased Services**

**\$7,174.00**

**\$7,174.00**

**Total 1441 Adjudicated / Court-Placed Programs**

**\$11,382.91**

**\$11,382.91**

REVISED SUBMISSION

General Fund (10)

	<u>Elementary</u>	<u>Secondary</u>	<u>Federal</u>	<u>Total</u>
<b>1442 Alternative Education Programs</b>				
<b>300 <u>Purchased Professional and Technical Services</u></b>				
322 Professional Educational Services – Ius	9,251.95	105,302.49		114,554.44
323 Professional Educational Services – Other Educational Agencies		4,986.78		4,986.78
<b>Total Purchased Professional and Technical Services</b>	<b>\$9,251.95</b>	<b>\$110,289.27</b>		<b>\$119,541.22</b>
<b>500 <u>Other Purchased Services</u></b>				
561 Tuition To Other School Districts Within the State	6,352.03	37,432.47		43,784.50
569 Tuition – Other	99,900.00	41,625.00		141,525.00
<b>Total Other Purchased Services</b>	<b>\$106,252.03</b>	<b>\$79,057.47</b>		<b>\$185,309.50</b>
<b>Total 1442 Alternative Education Programs</b>	<b>\$115,503.98</b>	<b>\$189,346.74</b>		<b>\$304,850.72</b>

General Fund (10)

1450 Instructional Programs Outside the Established School Day	<u>Elementary</u>	<u>Secondary</u>	<u>Federal</u>	<u>Total</u>
<b>100 Personnel Services – Salaries</b>				
120 Professional – Educational	244.42	1,093.49		1,337.91
130 Professional – Other	3,574.00	13,532.00		17,106.00
<b>Total Personnel Services – Salaries</b>	<b>\$3,818.42</b>	<b>\$14,625.49</b>		<b>\$18,443.91</b>
<b>200 Personnel Services – Employee Benefits</b>				
220 Social Security Contributions	284.11	1,081.77		1,365.88
230 PSERS Retirement Contributions	1,294.44	4,958.03		6,252.47
260 Workers' Compensation	18.70	71.67		90.37
<b>Total Personnel Services – Employee Benefits</b>	<b>\$1,597.25</b>	<b>\$6,111.47</b>		<b>\$7,708.72</b>
<b>Total 1450 Instructional Programs Outside the Established School Day</b>	<b>\$5,415.67</b>	<b>\$20,736.96</b>		<b>\$26,152.63</b>

REVISED SUBMISSION

General Fund (10)

1500 Nonpublic School Programs

Elementary

Secondary

Federal

Total

300 Purchased Professional and Technical Services

322 Professional Educational Services – lus

15,856.08

15,856.08

**Total Purchased Professional and Technical Services**

**\$15,856.08**

**\$15,856.08**

600 Supplies

610 General Supplies

6,682.20

6,682.20

**Total Supplies**

**\$6,682.20**

**\$6,682.20**

**Total 1500 Nonpublic School Programs**

**\$22,538.28**

**\$22,538.28**

General Fund (10)

2000 Support Services

Total

100 Personnel Services – Salaries

100 Personnel Services – Salaries 7,772,561.02

Total Personnel Services – Salaries

\$7,772,561.02

200 Personnel Services – Employee Benefits

210 Group Insurance – Contracted Provider 4,166.69

220 Social Security Contributions 563,932.87

230 PSERS Retirement Contributions 2,567,577.20

240 Tuition Reimbursement 165,747.72

260 Workers' Compensation 20,371.76

270 Group Insurance – Self-Insurance 2,013,206.22

280 Other Post-Employment Benefits (OPEB) 49,036.76

291 Other Retirement Plans 20,000.00

292 Health Savings Accounts 239,875.00

299 All Other Employee Benefits 8,885.05

Total Personnel Services – Employee Benefits

\$5,652,799.27

300 Purchased Professional and Technical Services

322 Professional Educational Services – Ius 21,552.81

329 Professional Educational Services – Other 99,352.49

330 Other Professional Services 439,280.22

340 Technical Services 309,835.01

360 Employee Training and Development Services 75,310.17

Total Purchased Professional and Technical Services

\$945,330.70

400 Purchased Property Services

410 Cleaning Services 47,791.44

420 Utility Services 173,099.49

430 Repairs and Maintenance Services 418,071.54

440 Rentals 17,605.25

460 Extermination Services 29,482.07

Total Purchased Property Services

\$686,049.79

500 Other Purchased Services

513 Contracted Carriers 3,937,196.08

516 Student Transportation Services From the IU 61,377.98

520 Insurance – General 17,527.00

522 Automotive Liability Insurance 25,581.00

523 General Property and Liability Insurance 461,723.00

529 Other Insurance 25,037.00

530 Communications 185,536.01

549 Other Advertising/Public Relations 4,092.48

550 Printing and Binding 4,523.58

580 Travel 30,633.12

595 IU Payments By Withholding 6,703.05

Total Other Purchased Services

\$4,759,930.30

600 Supplies

610 General Supplies 459,180.90

**General Fund (10)**

**2000 Support Services**

**Total**

**600 Supplies**

620 Energy	1,298,176.94
630 Food	10,946.83
640 Books and Periodicals	68,816.49
650 Supplies & Fees – Technology Related	635,607.55

<b>Total Supplies</b>	<b>\$2,472,728.71</b>
-----------------------	-----------------------

**700 Property**

766 Capitalized Technology Equipment – Replacement	145,427.99
--	------------

<b>Total Property</b>	<b>\$145,427.99</b>
-----------------------	---------------------

**800 Other Objects**

810 Dues and Fees	47,007.33
890 Miscellaneous Expenditures	1,131.70
899 Pass-Through Funds	2,800.95

<b>Total Other Objects</b>	<b>\$50,939.98</b>
----------------------------	--------------------

<b>Total 2000 Support Services</b>	<b>\$22,485,767.76</b>
------------------------------------	------------------------

**General Fund (10)**

**2100 Support Services – Students**

**100 Personnel Services – Salaries**

	<u>Elementary</u>	<u>Secondary</u>	<u>Federal</u>	<u>Total</u>
100 Personnel Services – Salaries	379,777.75	585,663.26		1,069,108.30
<b>Total Personnel Services – Salaries</b>	<b>\$379,777.75</b>	<b>\$585,663.26</b>		<b>\$1,069,108.30</b>

**200 Personnel Services – Employee Benefits**

210 Group Insurance – Contracted Provider	99.24	166.92		300.00
220 Social Security Contributions	26,949.55	41,919.50		76,743.88
230 PSERS Retirement Contributions	128,744.70	198,029.33		361,917.35
260 Workers' Compensation	995.15	1,530.82		2,797.00
270 Group Insurance – Self-Insurance	107,292.52	128,871.17		241,828.65
292 Health Savings Accounts	12,300.00	15,300.00		28,350.00
<b>Total Personnel Services – Employee Benefits</b>	<b>\$276,381.16</b>	<b>\$385,817.74</b>		<b>\$711,936.88</b>

**300 Purchased Professional and Technical Services**

329 Professional Educational Services – Other	6,770.00			6,770.00
330 Other Professional Services			40,000.00	142,500.00
340 Technical Services		1,596.90		1,596.90
<b>Total Purchased Professional and Technical Services</b>	<b>\$6,770.00</b>	<b>\$1,596.90</b>	<b>\$40,000.00</b>	<b>\$150,866.90</b>

**400 Purchased Property Services**

430 Repairs and Maintenance Services	167.10	20.73		187.83
<b>Total Purchased Property Services</b>	<b>\$167.10</b>	<b>\$20.73</b>		<b>\$187.83</b>

**500 Other Purchased Services**

530 Communications		52.44		52.44
580 Travel	315.87	187.80		503.67
<b>Total Other Purchased Services</b>	<b>\$315.87</b>	<b>\$240.24</b>		<b>\$556.11</b>

**600 Supplies**

610 General Supplies	1,206.67	2,672.16		4,121.37
630 Food	17.07	21.08		38.15
640 Books and Periodicals	2,644.49	33,668.38		36,312.87
650 Supplies & Fees – Technology Related	1,725.64	7,686.81	2,487.19	88,209.63
<b>Total Supplies</b>	<b>\$5,593.87</b>	<b>\$44,048.43</b>	<b>\$2,487.19</b>	<b>\$128,682.02</b>

**Total 2100 Support Services – Students**

<b>Total 2100 Support Services – Students</b>	<b>\$669,005.75</b>	<b>\$1,017,387.30</b>	<b>\$42,487.19</b>	<b>\$2,061,338.04</b>
---	---------------------	-----------------------	--------------------	-----------------------

**General Fund (10)**

**2110 Supervision of Student Services**

**100 Personnel Services – Salaries**

	<u>Elementary</u>	<u>Secondary</u>	<u>Federal</u>	<u>Total</u>
100 Personnel Services – Salaries	11,667.22	11,667.22		23,334.44
<b>Total Personnel Services – Salaries</b>	<b>\$11,667.22</b>	<b>\$11,667.22</b>		<b>\$23,334.44</b>

**200 Personnel Services – Employee Benefits**

210 Group Insurance – Contracted Provider	9.00	9.00		18.00
220 Social Security Contributions	857.65	857.65		1,715.30
230 PSERS Retirement Contributions	3,955.12	3,955.12		7,910.24
260 Workers' Compensation	30.50	30.50		61.00
270 Group Insurance – Self-Insurance	3,562.20	3,562.20		7,124.40
292 Health Savings Accounts	300.00	300.00		600.00
<b>Total Personnel Services – Employee Benefits</b>	<b>\$8,714.47</b>	<b>\$8,714.47</b>		<b>\$17,428.94</b>

**400 Purchased Property Services**

430 Repairs and Maintenance Services	42.62			42.62
<b>Total Purchased Property Services</b>	<b>\$42.62</b>			<b>\$42.62</b>

**500 Other Purchased Services**

580 Travel	141.96	141.96		283.92
<b>Total Other Purchased Services</b>	<b>\$141.96</b>	<b>\$141.96</b>		<b>\$283.92</b>

**600 Supplies**

610 General Supplies	14.01	14.01		28.02
<b>Total Supplies</b>	<b>\$14.01</b>	<b>\$14.01</b>		<b>\$28.02</b>

**Total 2110 Supervision of Student Services**

	<b>\$20,580.28</b>	<b>\$20,537.66</b>		<b>\$41,117.94</b>
--	--------------------	--------------------	--	--------------------

**General Fund (10)**

	<u>Elementary</u>	<u>Secondary</u>	<u>Federal</u>	<u>Total</u>
<b>2111 Supervision of Student Services – Head of Component</b>				
<b>100 Personnel Services – Salaries</b>				
100 Personnel Services – Salaries	11,667.22	11,667.22		23,334.44
<b>Total Personnel Services – Salaries</b>	<b>\$11,667.22</b>	<b>\$11,667.22</b>		<b>\$23,334.44</b>
<b>200 Personnel Services – Employee Benefits</b>				
210 Group Insurance – Contracted Provider	9.00	9.00		18.00
220 Social Security Contributions	857.65	857.65		1,715.30
230 PSERS Retirement Contributions	3,955.12	3,955.12		7,910.24
260 Workers' Compensation	30.50	30.50		61.00
270 Group Insurance – Self-Insurance	3,562.20	3,562.20		7,124.40
292 Health Savings Accounts	300.00	300.00		600.00
<b>Total Personnel Services – Employee Benefits</b>	<b>\$8,714.47</b>	<b>\$8,714.47</b>		<b>\$17,428.94</b>
<b>400 Purchased Property Services</b>				
430 Repairs and Maintenance Services	42.62			42.62
<b>Total Purchased Property Services</b>	<b>\$42.62</b>			<b>\$42.62</b>
<b>500 Other Purchased Services</b>				
580 Travel	141.96	141.96		283.92
<b>Total Other Purchased Services</b>	<b>\$141.96</b>	<b>\$141.96</b>		<b>\$283.92</b>
<b>600 Supplies</b>				
610 General Supplies	14.01	14.01		28.02
<b>Total Supplies</b>	<b>\$14.01</b>	<b>\$14.01</b>		<b>\$28.02</b>
<b>Total 2111 Supervision of Student Services – Head of Component</b>	<b>\$20,580.28</b>	<b>\$20,537.66</b>		<b>\$41,117.94</b>

**General Fund (10)**

**2120 Guidance Services**

**100 Personnel Services – Salaries**

	<u>Elementary</u>	<u>Secondary</u>	<u>Federal</u>	<u>Total</u>
100 Personnel Services – Salaries	320,744.37	434,600.62		755,344.99
<b>Total Personnel Services – Salaries</b>	<b>\$320,744.37</b>	<b>\$434,600.62</b>		<b>\$755,344.99</b>

**200 Personnel Services – Employee Benefits**

210 Group Insurance – Contracted Provider	78.96	124.08		203.04
220 Social Security Contributions	22,737.80	31,452.58		54,190.38
230 PSERS Retirement Contributions	108,732.40	146,819.14		255,551.54
260 Workers' Compensation	840.87	1,136.02		1,976.89
270 Group Insurance – Self-Insurance	89,623.45	82,988.34		172,611.79
292 Health Savings Accounts	10,500.00	10,500.00		21,000.00
<b>Total Personnel Services – Employee Benefits</b>	<b>\$232,513.48</b>	<b>\$273,020.16</b>		<b>\$505,533.64</b>

**300 Purchased Professional and Technical Services**

340 Technical Services		1,596.90		1,596.90
<b>Total Purchased Professional and Technical Services</b>		<b>\$1,596.90</b>		<b>\$1,596.90</b>

**400 Purchased Property Services**

430 Repairs and Maintenance Services	124.48	20.73		145.21
<b>Total Purchased Property Services</b>	<b>\$124.48</b>	<b>\$20.73</b>		<b>\$145.21</b>

**500 Other Purchased Services**

530 Communications		52.44		52.44
<b>Total Other Purchased Services</b>		<b>\$52.44</b>		<b>\$52.44</b>

**600 Supplies**

610 General Supplies	1,192.66	2,542.37		3,735.03
630 Food	17.07	21.08		38.15
640 Books and Periodicals	91.33	31,231.00		31,322.33
650 Supplies & Fees – Technology Related	1,502.48	7,463.68	2,487.19	11,453.35
<b>Total Supplies</b>	<b>\$2,803.54</b>	<b>\$41,258.13</b>	<b>\$2,487.19</b>	<b>\$46,548.86</b>

**Total 2120 Guidance Services**

	<b>\$556,185.87</b>	<b>\$750,548.98</b>	<b>\$2,487.19</b>	<b>\$1,309,222.04</b>
--	---------------------	---------------------	-------------------	-----------------------

**General Fund (10)**

	<u>Elementary</u>	<u>Secondary</u>	<u>Federal</u>	<u>Total</u>
<b>2140 Psychological Services</b>				
<b>100 Personnel Services – Salaries</b>				
100 Personnel Services – Salaries	47,366.16	139,395.42		186,761.58
<b>Total Personnel Services – Salaries</b>	<b>\$47,366.16</b>	<b>\$139,395.42</b>		<b>\$186,761.58</b>
<b>200 Personnel Services – Employee Benefits</b>				
210 Group Insurance – Contracted Provider	11.28	33.84		45.12
220 Social Security Contributions	3,354.10	9,609.27		12,963.37
230 PSERS Retirement Contributions	16,057.18	47,255.07		63,312.25
260 Workers' Compensation	123.78	364.30		488.08
270 Group Insurance – Self-Insurance	14,106.87	42,320.63		56,427.50
292 Health Savings Accounts	1,500.00	4,500.00		6,000.00
<b>Total Personnel Services – Employee Benefits</b>	<b>\$35,153.21</b>	<b>\$104,083.11</b>		<b>\$139,236.32</b>
<b>300 Purchased Professional and Technical Services</b>				
329 Professional Educational Services – Other	6,770.00			6,770.00
<b>Total Purchased Professional and Technical Services</b>	<b>\$6,770.00</b>			<b>\$6,770.00</b>
<b>500 Other Purchased Services</b>				
580 Travel	173.91	45.84		219.75
<b>Total Other Purchased Services</b>	<b>\$173.91</b>	<b>\$45.84</b>		<b>\$219.75</b>
<b>600 Supplies</b>				
610 General Supplies		115.78		115.78
640 Books and Periodicals	2,553.16	2,437.38		4,990.54
650 Supplies & Fees – Technology Related	223.16	223.13		446.29
<b>Total Supplies</b>	<b>\$2,776.32</b>	<b>\$2,776.29</b>		<b>\$5,552.61</b>
<b>Total 2140 Psychological Services</b>	<b>\$92,239.60</b>	<b>\$246,300.66</b>		<b>\$338,540.26</b>



**General Fund (10)**

	<u>Elementary</u>	<u>Secondary</u>	<u>Federal</u>	<u>Total</u>
<b>2170 Student Accounting Services</b>				
<b>100 Personnel Services – Salaries</b>				
100 Personnel Services – Salaries				29,685.89
<b>Total Personnel Services – Salaries</b>				<b>\$29,685.89</b>
<b>200 Personnel Services – Employee Benefits</b>				
210 Group Insurance – Contracted Provider				11.28
220 Social Security Contributions				2,215.18
230 PSERS Retirement Contributions				10,063.64
260 Workers' Compensation				77.61
270 Group Insurance – Self-Insurance				5,664.96
292 Health Savings Accounts				750.00
<b>Total Personnel Services – Employee Benefits</b>				<b>\$18,782.67</b>
<b>300 Purchased Professional and Technical Services</b>				
330 Other Professional Services				12,500.00
<b>Total Purchased Professional and Technical Services</b>				<b>\$12,500.00</b>
<b>600 Supplies</b>				
650 Supplies & Fees – Technology Related				76,290.00
<b>Total Supplies</b>				<b>\$76,290.00</b>
<b>Total 2170 Student Accounting Services</b>				<b>\$137,258.56</b>

**General Fund (10)**

**2200 Support Services – Instructional Staff**

	<u>Elementary</u>	<u>Secondary</u>	<u>Federal</u>	<u>Total</u>
<b>100 Personnel Services – Salaries</b>				
100 Personnel Services – Salaries	420,149.71	256,618.80	17,495.40	694,263.91
<b>Total Personnel Services – Salaries</b>	<b>\$420,149.71</b>	<b>\$256,618.80</b>	<b>\$17,495.40</b>	<b>\$694,263.91</b>
<b>200 Personnel Services – Employee Benefits</b>				
210 Group Insurance – Contracted Provider	195.96	150.84		346.80
220 Social Security Contributions	30,452.79	18,491.19	2,119.66	51,063.64
230 PSERS Retirement Contributions	142,430.48	86,994.04	8,025.46	237,449.98
240 Tuition Reimbursement	93,842.89	71,904.83		165,747.72
260 Workers' Compensation	1,101.27	671.93	165.06	1,938.26
270 Group Insurance – Self-Insurance	109,100.53	64,974.19		174,074.72
280 Other Post-Employment Benefits (OPEB)	12,660.68	14,999.98		27,660.66
292 Health Savings Accounts	14,400.00	6,900.00		21,300.00
<b>Total Personnel Services – Employee Benefits</b>	<b>\$404,184.60</b>	<b>\$265,087.00</b>	<b>\$10,310.18</b>	<b>\$679,581.78</b>
<b>300 Purchased Professional and Technical Services</b>				
329 Professional Educational Services – Other	85,441.88	4,116.86	3,023.75	92,582.49
340 Technical Services	1,175.53	1,175.53		2,351.06
360 Employee Training and Development Services	1,943.17	9,140.33	55,297.66	66,381.16
<b>Total Purchased Professional and Technical Services</b>	<b>\$88,560.58</b>	<b>\$14,432.72</b>	<b>\$58,321.41</b>	<b>\$161,314.71</b>
<b>400 Purchased Property Services</b>				
430 Repairs and Maintenance Services	741.61			741.61
<b>Total Purchased Property Services</b>	<b>\$741.61</b>			<b>\$741.61</b>
<b>500 Other Purchased Services</b>				
530 Communications	863.22	894.57		1,757.79
580 Travel	3,813.83	8,808.99	7,926.48	20,549.30
<b>Total Other Purchased Services</b>	<b>\$4,677.05</b>	<b>\$9,703.56</b>	<b>\$7,926.48</b>	<b>\$22,307.09</b>
<b>600 Supplies</b>				
610 General Supplies	12,034.83	5,577.86	77.53	17,690.22
630 Food	818.07	1,157.72		1,975.79
640 Books and Periodicals	24,242.20	6,950.29	631.11	31,823.60
650 Supplies & Fees – Technology Related	14,700.12	24,171.93	36,819.95	75,692.00
<b>Total Supplies</b>	<b>\$51,795.22</b>	<b>\$37,857.80</b>	<b>\$37,528.59</b>	<b>\$127,181.61</b>
<b>800 Other Objects</b>				
810 Dues and Fees	4,821.90	6,806.92	126.00	11,754.82
<b>Total Other Objects</b>	<b>\$4,821.90</b>	<b>\$6,806.92</b>	<b>\$126.00</b>	<b>\$11,754.82</b>
<b>Total 2200 Support Services – Instructional Staff</b>	<b>\$974,930.67</b>	<b>\$590,506.80</b>	<b>\$131,708.06</b>	<b>\$1,697,145.53</b>

**General Fund (10)**

**2220 Technology Support Services**

**100 Personnel Services – Salaries**

	<u>Elementary</u>	<u>Secondary</u>	<u>Federal</u>	<u>Total</u>
100 Personnel Services – Salaries	60,041.70	60,044.30		120,086.00
<b>Total Personnel Services – Salaries</b>	<b>\$60,041.70</b>	<b>\$60,044.30</b>		<b>\$120,086.00</b>

**200 Personnel Services – Employee Benefits**

210 Group Insurance – Contracted Provider	45.00	45.00		90.00
220 Social Security Contributions	4,285.94	4,286.09		8,572.03
230 PSERS Retirement Contributions	20,354.07	20,355.10		40,709.17
260 Workers' Compensation	157.02	157.02		314.04
270 Group Insurance – Self-Insurance	11,717.93	11,718.06		23,435.99
292 Health Savings Accounts	1,500.00	1,500.00		3,000.00
<b>Total Personnel Services – Employee Benefits</b>	<b>\$38,059.96</b>	<b>\$38,061.27</b>		<b>\$76,121.23</b>

**500 Other Purchased Services**

530 Communications	226.14	226.14		452.28
<b>Total Other Purchased Services</b>	<b>\$226.14</b>	<b>\$226.14</b>		<b>\$452.28</b>
<b>Total 2220 Technology Support Services</b>	<b>\$98,327.80</b>	<b>\$98,331.71</b>		<b>\$196,659.51</b>

**General Fund (10)**

**2250 School Library Services**

	<u>Elementary</u>	<u>Secondary</u>	<u>Federal</u>	<u>Total</u>
<b>100 Personnel Services – Salaries</b>				
100 Personnel Services – Salaries	256,327.58	92,779.40		349,106.98
<b>Total Personnel Services – Salaries</b>	<b>\$256,327.58</b>	<b>\$92,779.40</b>		<b>\$349,106.98</b>
<b>200 Personnel Services – Employee Benefits</b>				
210 Group Insurance – Contracted Provider	67.68	22.56		90.24
220 Social Security Contributions	18,751.66	6,789.07		25,540.73
230 PSERS Retirement Contributions	86,894.99	31,452.28		118,347.27
260 Workers' Compensation	672.88	243.51		916.39
270 Group Insurance – Self-Insurance	53,113.40	8,987.19		62,100.59
292 Health Savings Accounts	9,000.00	1,500.00		10,500.00
<b>Total Personnel Services – Employee Benefits</b>	<b>\$168,500.61</b>	<b>\$48,994.61</b>		<b>\$217,495.22</b>
<b>300 Purchased Professional and Technical Services</b>				
329 Professional Educational Services – Other	6,566.88	3,241.86	498.75	10,307.49
<b>Total Purchased Professional and Technical Services</b>	<b>\$6,566.88</b>	<b>\$3,241.86</b>	<b>\$498.75</b>	<b>\$10,307.49</b>
<b>400 Purchased Property Services</b>				
430 Repairs and Maintenance Services	138.43			138.43
<b>Total Purchased Property Services</b>	<b>\$138.43</b>			<b>\$138.43</b>
<b>600 Supplies</b>				
610 General Supplies	10,862.52	2,624.33		13,486.85
640 Books and Periodicals	24,242.20	6,950.29		31,192.49
650 Supplies & Fees – Technology Related	12,163.59	21,537.48		33,701.07
<b>Total Supplies</b>	<b>\$47,268.31</b>	<b>\$31,112.10</b>		<b>\$78,380.41</b>
<b>800 Other Objects</b>				
810 Dues and Fees	34.95			34.95
<b>Total Other Objects</b>	<b>\$34.95</b>			<b>\$34.95</b>
<b>Total 2250 School Library Services</b>	<b>\$478,836.76</b>	<b>\$176,127.97</b>	<b>\$498.75</b>	<b>\$655,463.48</b>

**General Fund (10)**

**2260 Instruction and Curriculum Development Services**

	<u>Elementary</u>	<u>Secondary</u>	<u>Federal</u>	<u>Total</u>
<b>100 Personnel Services – Salaries</b>				
100 Personnel Services – Salaries	103,780.43	103,795.10	6,622.43	214,197.96
<b>Total Personnel Services – Salaries</b>	<b>\$103,780.43</b>	<b>\$103,795.10</b>	<b>\$6,622.43</b>	<b>\$214,197.96</b>
<b>200 Personnel Services – Employee Benefits</b>				
210 Group Insurance – Contracted Provider	83.28	83.28		166.56
220 Social Security Contributions	7,415.19	7,416.03	840.82	15,672.04
230 PSERS Retirement Contributions	35,181.42	35,186.66	2,245.57	72,613.65
260 Workers' Compensation	271.37	271.40	81.67	624.44
270 Group Insurance – Self-Insurance	44,269.20	44,268.94		88,538.14
280 Other Post-Employment Benefits (OPEB)	9,973.68	10,800.78		20,774.46
292 Health Savings Accounts	3,900.00	3,900.00		7,800.00
<b>Total Personnel Services – Employee Benefits</b>	<b>\$101,094.14</b>	<b>\$101,927.09</b>	<b>\$3,168.06</b>	<b>\$206,189.29</b>
<b>300 Purchased Professional and Technical Services</b>				
340 Technical Services	1,175.53	1,175.53		2,351.06
<b>Total Purchased Professional and Technical Services</b>	<b>\$1,175.53</b>	<b>\$1,175.53</b>		<b>\$2,351.06</b>
<b>400 Purchased Property Services</b>				
430 Repairs and Maintenance Services	603.18			603.18
<b>Total Purchased Property Services</b>	<b>\$603.18</b>			<b>\$603.18</b>
<b>500 Other Purchased Services</b>				
530 Communications	637.08	668.43		1,305.51
580 Travel	144.80	144.80		289.60
<b>Total Other Purchased Services</b>	<b>\$781.88</b>	<b>\$813.23</b>		<b>\$1,595.11</b>
<b>600 Supplies</b>				
610 General Supplies	527.94	527.88		1,055.82
630 Food		96.50		96.50
650 Supplies & Fees – Technology Related			(14,123.01)	(14,123.01)
<b>Total Supplies</b>	<b>\$527.94</b>	<b>\$624.38</b>	<b>(\$14,123.01)</b>	<b>(\$12,970.69)</b>
<b>Total 2260 Instruction and Curriculum Development Services</b>	<b>\$207,963.10</b>	<b>\$208,335.33</b>	<b>(\$4,332.52)</b>	<b>\$411,965.91</b>

**General Fund (10)**

**2270 Instructional Staff Professional Development Services**

	<u>Elementary</u>	<u>Secondary</u>	<u>Federal</u>	<u>Total</u>
<b>100 Personnel Services – Salaries</b>				
100 Personnel Services – Salaries			10,872.97	10,872.97
<b>Total Personnel Services – Salaries</b>			<b>\$10,872.97</b>	<b>\$10,872.97</b>
<b>200 Personnel Services – Employee Benefits</b>				
220 Social Security Contributions			1,278.84	1,278.84
230 PSERS Retirement Contributions			5,779.89	5,779.89
240 Tuition Reimbursement	93,842.89	71,904.83		165,747.72
260 Workers' Compensation			83.39	83.39
<b>Total Personnel Services – Employee Benefits</b>	<b>\$93,842.89</b>	<b>\$71,904.83</b>	<b>\$7,142.12</b>	<b>\$172,889.84</b>
<b>300 Purchased Professional and Technical Services</b>				
329 Professional Educational Services – Other	78,875.00	875.00	2,525.00	82,275.00
360 Employee Training and Development Services	1,943.17	9,140.33	55,297.66	66,381.16
<b>Total Purchased Professional and Technical Services</b>	<b>\$80,818.17</b>	<b>\$10,015.33</b>	<b>\$57,822.66</b>	<b>\$148,656.16</b>
<b>500 Other Purchased Services</b>				
580 Travel	3,669.03	8,664.19	7,926.48	20,259.70
<b>Total Other Purchased Services</b>	<b>\$3,669.03</b>	<b>\$8,664.19</b>	<b>\$7,926.48</b>	<b>\$20,259.70</b>
<b>600 Supplies</b>				
610 General Supplies	644.37	2,425.65	77.53	3,147.55
630 Food	818.07	1,061.22		1,879.29
640 Books and Periodicals			631.11	631.11
650 Supplies & Fees – Technology Related	2,536.53	2,634.45	50,942.96	56,113.94
<b>Total Supplies</b>	<b>\$3,998.97</b>	<b>\$6,121.32</b>	<b>\$51,651.60</b>	<b>\$61,771.89</b>
<b>800 Other Objects</b>				
810 Dues and Fees	4,786.95	6,806.92	126.00	11,719.87
<b>Total Other Objects</b>	<b>\$4,786.95</b>	<b>\$6,806.92</b>	<b>\$126.00</b>	<b>\$11,719.87</b>
<b>Total 2270 Instructional Staff Professional Development Services</b>	<b>\$187,116.01</b>	<b>\$103,512.59</b>	<b>\$135,541.83</b>	<b>\$426,170.43</b>

REVISED SUBMISSION

General Fund (10)

2290 Other Instructional Staff Services

200 Personnel Services – Employee Benefits

280 Other Post-Employment Benefits (OPEB)

Total Personnel Services – Employee Benefits

Total 2290 Other Instructional Staff Services

	<u>Elementary</u>	<u>Secondary</u>	<u>Federal</u>	<u>Total</u>
280 Other Post-Employment Benefits (OPEB)	2,687.00	4,199.20		6,886.20
<b>Total Personnel Services – Employee Benefits</b>	<b>\$2,687.00</b>	<b>\$4,199.20</b>		<b>\$6,886.20</b>
<b>Total 2290 Other Instructional Staff Services</b>	<b>\$2,687.00</b>	<b>\$4,199.20</b>		<b>\$6,886.20</b>

**General Fund (10)**

	<u>Elementary</u>	<u>Secondary</u>	<u>Federal</u>	<u>Total</u>
<b>2300 Support Services – Administration</b>				
<b>100 Personnel Services – Salaries</b>				
100 Personnel Services – Salaries	710,313.19	771,925.76		2,029,302.21
<b>Total Personnel Services – Salaries</b>	<b>\$710,313.19</b>	<b>\$771,925.76</b>		<b>\$2,029,302.21</b>
<b>200 Personnel Services – Employee Benefits</b>				
210 Group Insurance – Contracted Provider	474.10	513.82		1,276.62
220 Social Security Contributions	52,068.22	55,246.98		146,826.48
230 PSERS Retirement Contributions	239,709.64	256,145.35		651,552.92
260 Workers' Compensation	1,856.57	2,017.67		5,213.67
270 Group Insurance – Self-Insurance	220,689.37	236,148.70		553,221.70
280 Other Post-Employment Benefits (OPEB)	4,331.66	222.24		16,001.90
292 Health Savings Accounts	25,810.00	22,690.00		59,252.50
299 All Other Employee Benefits				3,000.00
<b>Total Personnel Services – Employee Benefits</b>	<b>\$544,939.56</b>	<b>\$572,984.76</b>		<b>\$1,436,345.79</b>
<b>300 Purchased Professional and Technical Services</b>				
330 Other Professional Services				164,990.12
340 Technical Services				261,394.55
<b>Total Purchased Professional and Technical Services</b>				<b>\$426,384.67</b>
<b>400 Purchased Property Services</b>				
430 Repairs and Maintenance Services	1,785.44	868.89		3,640.81
440 Rentals		1,644.96		1,644.96
<b>Total Purchased Property Services</b>	<b>\$1,785.44</b>	<b>\$2,513.85</b>		<b>\$5,285.77</b>
<b>500 Other Purchased Services</b>				
520 Insurance – General				1,266.00
530 Communications	2,506.25	3,315.38		8,974.99
549 Other Advertising/Public Relations				1,546.31
550 Printing and Binding				4,523.58
580 Travel	650.35	356.22		4,557.05
<b>Total Other Purchased Services</b>	<b>\$3,156.60</b>	<b>\$3,671.60</b>		<b>\$20,867.93</b>
<b>600 Supplies</b>				
610 General Supplies	3,388.63	4,526.09		8,352.83
630 Food	298.54	2,004.65		7,160.54
640 Books and Periodicals	58.03			58.03
650 Supplies & Fees – Technology Related	282.00	55.99		4,920.05
<b>Total Supplies</b>	<b>\$4,027.20</b>	<b>\$6,586.73</b>		<b>\$20,491.45</b>
<b>800 Other Objects</b>				
810 Dues and Fees				19,792.77
<b>Total Other Objects</b>				<b>\$19,792.77</b>
<b>Total 2300 Support Services – Administration</b>	<b>\$1,264,221.99</b>	<b>\$1,357,682.70</b>		<b>\$3,958,470.59</b>

General Fund (10)

2310 Board Services

Elementary

Secondary

Federal

Total

100 Personnel Services – Salaries

100 Personnel Services – Salaries

2,244.28

**Total Personnel Services – Salaries**

**\$2,244.28**

200 Personnel Services – Employee Benefits

220 Social Security Contributions

170.97

230 PSERS Retirement Contributions

371.02

260 Workers' Compensation

10.99

**Total Personnel Services – Employee Benefits**

**\$552.98**

500 Other Purchased Services

520 Insurance – General

1,266.00

549 Other Advertising/Public Relations

1,546.31

**Total Other Purchased Services**

**\$2,812.31**

600 Supplies

610 General Supplies

50.00

630 Food

4,657.35

650 Supplies & Fees – Technology Related

3,500.00

**Total Supplies**

**\$8,207.35**

800 Other Objects

810 Dues and Fees

19,004.77

**Total Other Objects**

**\$19,004.77**

**Total 2310 Board Services**

**\$32,821.69**

**General Fund (10)**

2330 Tax Assessment and Collection Services	<u>Elementary</u>	<u>Secondary</u>	<u>Federal</u>	<u>Total</u>
<b>100 Personnel Services – Salaries</b>				
100 Personnel Services – Salaries				47,160.55
<b>Total Personnel Services – Salaries</b>				<b>\$47,160.55</b>
<b>200 Personnel Services – Employee Benefits</b>				
210 Group Insurance – Contracted Provider				11.78
220 Social Security Contributions				3,436.85
230 PSERS Retirement Contributions				4,615.24
260 Workers' Compensation				35.56
270 Group Insurance – Self-Insurance				13,928.91
292 Health Savings Accounts				752.50
<b>Total Personnel Services – Employee Benefits</b>				<b>\$22,780.84</b>
<b>300 Purchased Professional and Technical Services</b>				
340 Technical Services				261,394.55
<b>Total Purchased Professional and Technical Services</b>				<b>\$261,394.55</b>
<b>400 Purchased Property Services</b>				
430 Repairs and Maintenance Services				253.80
<b>Total Purchased Property Services</b>				<b>\$253.80</b>
<b>500 Other Purchased Services</b>				
530 Communications				3,153.36
550 Printing and Binding				4,523.58
<b>Total Other Purchased Services</b>				<b>\$7,676.94</b>
<b>600 Supplies</b>				
650 Supplies & Fees – Technology Related				1,012.50
<b>Total Supplies</b>				<b>\$1,012.50</b>
<b>Total 2330 Tax Assessment and Collection Services</b>				<b>\$340,279.18</b>

REVISED SUBMISSION

General Fund (10)

2350 Legal and Accounting Services

Elementary

Secondary

Federal

Total

300 Purchased Professional and Technical Services

330 Other Professional Services

164,990.12

**Total Purchased Professional and Technical Services**

**\$164,990.12**

**Total 2350 Legal and Accounting Services**

**\$164,990.12**

**General Fund (10)**

	<u>Elementary</u>	<u>Secondary</u>	<u>Federal</u>	<u>Total</u>
<b>2360 Office of the Superintendent / Executive Director Services</b>				
<b>100 Personnel Services – Salaries</b>				
100 Personnel Services – Salaries				497,658.43
<b>Total Personnel Services – Salaries</b>				<b>\$497,658.43</b>
<b>200 Personnel Services – Employee Benefits</b>				
210 Group Insurance – Contracted Provider				276.92
220 Social Security Contributions				35,903.46
230 PSERS Retirement Contributions				150,711.67
260 Workers' Compensation				1,292.88
270 Group Insurance – Self-Insurance				82,454.72
280 Other Post-Employment Benefits (OPEB)				11,448.00
292 Health Savings Accounts				10,000.00
299 All Other Employee Benefits				3,000.00
<b>Total Personnel Services – Employee Benefits</b>				<b>\$295,087.65</b>
<b>400 Purchased Property Services</b>				
430 Repairs and Maintenance Services				732.68
<b>Total Purchased Property Services</b>				<b>\$732.68</b>
<b>500 Other Purchased Services</b>				
530 Communications	313.64	490.15		803.79
580 Travel				3,550.48
<b>Total Other Purchased Services</b>	<b>\$313.64</b>	<b>\$490.15</b>		<b>\$4,354.27</b>
<b>600 Supplies</b>				
610 General Supplies				388.11
630 Food				200.00
650 Supplies & Fees – Technology Related				69.56
<b>Total Supplies</b>				<b>\$657.67</b>
<b>800 Other Objects</b>				
810 Dues and Fees				788.00
<b>Total Other Objects</b>				<b>\$788.00</b>
<b>Total 2360 Office of the Superintendent / Executive Director Services</b>	<b>\$313.64</b>	<b>\$490.15</b>		<b>\$799,278.70</b>

**General Fund (10)**

	<u>Elementary</u>	<u>Secondary</u>	<u>Federal</u>	<u>Total</u>
<b>2380 Office of the Principal Services</b>				
<b>100 Personnel Services – Salaries</b>				
100 Personnel Services – Salaries	710,313.19	771,925.76		1,482,238.95
<b>Total Personnel Services – Salaries</b>	<b>\$710,313.19</b>	<b>\$771,925.76</b>		<b>\$1,482,238.95</b>
<b>200 Personnel Services – Employee Benefits</b>				
210 Group Insurance – Contracted Provider	474.10	513.82		987.92
220 Social Security Contributions	52,068.22	55,246.98		107,315.20
230 PSERS Retirement Contributions	239,709.64	256,145.35		495,854.99
260 Workers' Compensation	1,856.57	2,017.67		3,874.24
270 Group Insurance – Self-Insurance	220,689.37	236,148.70		456,838.07
280 Other Post-Employment Benefits (OPEB)	4,331.66	222.24		4,553.90
292 Health Savings Accounts	25,810.00	22,690.00		48,500.00
<b>Total Personnel Services – Employee Benefits</b>	<b>\$544,939.56</b>	<b>\$572,984.76</b>		<b>\$1,117,924.32</b>
<b>400 Purchased Property Services</b>				
430 Repairs and Maintenance Services	1,785.44	868.89		2,654.33
440 Rentals		1,644.96		1,644.96
<b>Total Purchased Property Services</b>	<b>\$1,785.44</b>	<b>\$2,513.85</b>		<b>\$4,299.29</b>
<b>500 Other Purchased Services</b>				
530 Communications	2,192.61	2,825.23		5,017.84
580 Travel	650.35	356.22		1,006.57
<b>Total Other Purchased Services</b>	<b>\$2,842.96</b>	<b>\$3,181.45</b>		<b>\$6,024.41</b>
<b>600 Supplies</b>				
610 General Supplies	3,388.63	4,526.09		7,914.72
630 Food	298.54	2,004.65		2,303.19
640 Books and Periodicals	58.03			58.03
650 Supplies & Fees – Technology Related	282.00	55.99		337.99
<b>Total Supplies</b>	<b>\$4,027.20</b>	<b>\$6,586.73</b>		<b>\$10,613.93</b>
<b>Total 2380 Office of the Principal Services</b>	<b>\$1,263,908.35</b>	<b>\$1,357,192.55</b>		<b>\$2,621,100.90</b>

**General Fund (10)**

	<u>Elementary</u>	<u>Secondary</u>	<u>Federal</u>	<u>Total</u>
<b>2400 Support Services – Pupil Health</b>				
<b>100 Personnel Services – Salaries</b>				
100 Personnel Services – Salaries			1,743.77	387,865.39
<b>Total Personnel Services – Salaries</b>			<b>\$1,743.77</b>	<b>\$387,865.39</b>
<b>200 Personnel Services – Employee Benefits</b>				
210 Group Insurance – Contracted Provider				149.60
220 Social Security Contributions			133.39	28,098.36
230 PSERS Retirement Contributions			190.75	126,860.05
260 Workers' Compensation			8.55	1,018.54
270 Group Insurance – Self-Insurance				94,207.47
292 Health Savings Accounts				13,850.00
<b>Total Personnel Services – Employee Benefits</b>			<b>\$332.69</b>	<b>\$264,184.02</b>
<b>300 Purchased Professional and Technical Services</b>				
322 Professional Educational Services – Ius				21,552.81
330 Other Professional Services				46,188.40
<b>Total Purchased Professional and Technical Services</b>				<b>\$67,741.21</b>
<b>400 Purchased Property Services</b>				
430 Repairs and Maintenance Services				585.00
<b>Total Purchased Property Services</b>				<b>\$585.00</b>
<b>500 Other Purchased Services</b>				
530 Communications				143.79
580 Travel				85.09
<b>Total Other Purchased Services</b>				<b>\$228.88</b>
<b>600 Supplies</b>				
610 General Supplies				5,062.93
<b>Total Supplies</b>				<b>\$5,062.93</b>
<b>Total 2400 Support Services – Pupil Health</b>			<b>\$2,076.46</b>	<b>\$725,667.43</b>

REVISED SUBMISSION

General Fund (10)

	<u>Elementary</u>	<u>Secondary</u>	<u>Federal</u>	<u>Total</u>
<b>2410 Supervision of Health Services</b>				
<b>100 Personnel Services – Salaries</b>				
100 Personnel Services – Salaries				23,334.44
<b>Total Personnel Services – Salaries</b>				<b>\$23,334.44</b>
<b>200 Personnel Services – Employee Benefits</b>				
210 Group Insurance – Contracted Provider				18.00
220 Social Security Contributions				1,715.30
230 PSERS Retirement Contributions				7,910.24
260 Workers' Compensation				61.00
270 Group Insurance – Self-Insurance				7,123.80
292 Health Savings Accounts				600.00
<b>Total Personnel Services – Employee Benefits</b>				<b>\$17,428.34</b>
<b>Total 2410 Supervision of Health Services</b>				<b>\$40,762.78</b>

General Fund (10)

	<u>Elementary</u>	<u>Secondary</u>	<u>Federal</u>	<u>Total</u>
<b>2411 Supervision of Health Services – Head of Component</b>				
<b>100 Personnel Services – Salaries</b>				
100 Personnel Services – Salaries				23,334.44
<b>Total Personnel Services – Salaries</b>				<b>\$23,334.44</b>
<b>200 Personnel Services – Employee Benefits</b>				
210 Group Insurance – Contracted Provider				18.00
220 Social Security Contributions				1,715.30
230 PSERS Retirement Contributions				7,910.24
260 Workers' Compensation				61.00
270 Group Insurance – Self-Insurance				7,123.80
292 Health Savings Accounts				600.00
<b>Total Personnel Services – Employee Benefits</b>				<b>\$17,428.34</b>
<b>Total 2411 Supervision of Health Services – Head of Component</b>				<b>\$40,762.78</b>

LEA : 112013753 Gettysburg Area SD

Printed 1/30/2026 1:05:56 PM

REVISED SUBMISSION

General Fund (10)

2420 Medical Services

Elementary

Secondary

Federal

Total

300 Purchased Professional and Technical Services

330 Other Professional Services

1,000.00

**Total Purchased Professional and Technical Services**

**\$1,000.00**

**Total 2420 Medical Services**

**\$1,000.00**

REVISED SUBMISSION

General Fund (10)

2430 Dental Services

Elementary

Secondary

Federal

Total

300 Purchased Professional and Technical Services

330 Other Professional Services

2,250.00

**Total Purchased Professional and Technical Services**

**\$2,250.00**

**Total 2430 Dental Services**

**\$2,250.00**

**General Fund (10)**

**2440 Nursing Services**

**100 Personnel Services – Salaries**

	<u>Elementary</u>	<u>Secondary</u>	<u>Federal</u>	<u>Total</u>
100 Personnel Services – Salaries			1,743.77	364,530.95
<b>Total Personnel Services – Salaries</b>			<b>\$1,743.77</b>	<b>\$364,530.95</b>

**200 Personnel Services – Employee Benefits**

210 Group Insurance – Contracted Provider				131.60
220 Social Security Contributions			133.39	26,383.06
230 PSERS Retirement Contributions			190.75	118,949.81
260 Workers' Compensation			8.55	957.54
270 Group Insurance – Self-Insurance				87,083.67
292 Health Savings Accounts				13,250.00
<b>Total Personnel Services – Employee Benefits</b>			<b>\$332.69</b>	<b>\$246,755.68</b>

**300 Purchased Professional and Technical Services**

322 Professional Educational Services – Ius				21,552.81
330 Other Professional Services				42,938.40
<b>Total Purchased Professional and Technical Services</b>				<b>\$64,491.21</b>

**400 Purchased Property Services**

430 Repairs and Maintenance Services				585.00
<b>Total Purchased Property Services</b>				<b>\$585.00</b>

**500 Other Purchased Services**

530 Communications				143.79
580 Travel				85.09
<b>Total Other Purchased Services</b>				<b>\$228.88</b>

**600 Supplies**

610 General Supplies				5,062.93
<b>Total Supplies</b>				<b>\$5,062.93</b>

**Total 2440 Nursing Services**

			<b>\$2,076.46</b>	<b>\$681,654.65</b>
--	--	--	-------------------	---------------------

**General Fund (10)**

**2500 Support Services – Business**

Elementary                      Secondary                      Federal                      Total

<b>100</b>	<b><u>Personnel Services – Salaries</u></b>				
	100 Personnel Services – Salaries				492,150.26
<b>Total Personnel Services – Salaries</b>					<b>\$492,150.26</b>
<b>200</b>	<b><u>Personnel Services – Employee Benefits</u></b>				
	210 Group Insurance – Contracted Provider				298.87
	220 Social Security Contributions				34,755.59
	230 PSERS Retirement Contributions				164,084.36
	260 Workers' Compensation				1,286.33
	270 Group Insurance – Self-Insurance				155,897.82
	291 Other Retirement Plans				10,000.00
	292 Health Savings Accounts				17,247.50
	299 All Other Employee Benefits				5,885.05
<b>Total Personnel Services – Employee Benefits</b>					<b>\$389,455.52</b>
<b>300</b>	<b><u>Purchased Professional and Technical Services</u></b>				
	330 Other Professional Services				1,740.00
	340 Technical Services				5,180.00
<b>Total Purchased Professional and Technical Services</b>					<b>\$6,920.00</b>
<b>400</b>	<b><u>Purchased Property Services</u></b>				
	430 Repairs and Maintenance Services				(9,457.26)
	440 Rentals				1,644.96
<b>Total Purchased Property Services</b>					<b>(\$7,812.30)</b>
<b>500</b>	<b><u>Other Purchased Services</u></b>				
	530 Communications				2,681.73
	580 Travel				451.08
<b>Total Other Purchased Services</b>					<b>\$3,132.81</b>
<b>600</b>	<b><u>Supplies</u></b>				
	610 General Supplies				5,273.09
	650 Supplies & Fees – Technology Related				40,460.96
<b>Total Supplies</b>					<b>\$45,734.05</b>
<b>800</b>	<b><u>Other Objects</u></b>				
	810 Dues and Fees				9,874.74
	890 Miscellaneous Expenditures				1,131.70
<b>Total Other Objects</b>					<b>\$11,006.44</b>
<b>Total 2500 Support Services – Business</b>					<b>\$940,586.78</b>

**General Fund (10)**

**2510 Fiscal Services**

Elementary                      Secondary                      Federal                      Total

<b>100</b>	<b><u>Personnel Services – Salaries</u></b>				
	100 Personnel Services – Salaries				437,775.68
<b>Total Personnel Services – Salaries</b>					<b>\$437,775.68</b>
<b>200</b>	<b><u>Personnel Services – Employee Benefits</u></b>				
	210 Group Insurance – Contracted Provider				246.37
	220 Social Security Contributions				30,926.49
	230 PSERS Retirement Contributions				147,077.51
	260 Workers' Compensation				1,144.19
	270 Group Insurance – Self-Insurance				137,841.58
	292 Health Savings Accounts				15,747.50
	299 All Other Employee Benefits				5,885.05
<b>Total Personnel Services – Employee Benefits</b>					<b>\$338,868.69</b>
<b>300</b>	<b><u>Purchased Professional and Technical Services</u></b>				
	330 Other Professional Services				1,740.00
	340 Technical Services				5,180.00
<b>Total Purchased Professional and Technical Services</b>					<b>\$6,920.00</b>
<b>400</b>	<b><u>Purchased Property Services</u></b>				
	430 Repairs and Maintenance Services				(9,457.26)
	440 Rentals				1,644.96
<b>Total Purchased Property Services</b>					<b>(\$7,812.30)</b>
<b>500</b>	<b><u>Other Purchased Services</u></b>				
	530 Communications				2,681.73
	580 Travel				451.08
<b>Total Other Purchased Services</b>					<b>\$3,132.81</b>
<b>600</b>	<b><u>Supplies</u></b>				
	610 General Supplies				5,273.09
	650 Supplies & Fees – Technology Related				18,294.61
<b>Total Supplies</b>					<b>\$23,567.70</b>
<b>800</b>	<b><u>Other Objects</u></b>				
	810 Dues and Fees				9,874.74
	890 Miscellaneous Expenditures				1,131.70
<b>Total Other Objects</b>					<b>\$11,006.44</b>
<b>Total 2510 Fiscal Services</b>					<b>\$813,459.02</b>





General Fund (10)

2514 Payroll Services

Elementary

Secondary

Federal

Total

100 Personnel Services – Salaries

100 Personnel Services – Salaries 56,475.93

**Total Personnel Services – Salaries \$56,475.93**

200 Personnel Services – Employee Benefits

210 Group Insurance – Contracted Provider 22.56

220 Social Security Contributions 3,890.55

230 PSERS Retirement Contributions 19,145.41

260 Workers' Compensation 147.65

270 Group Insurance – Self-Insurance 24,874.22

292 Health Savings Accounts 3,000.00

**Total Personnel Services – Employee Benefits \$51,080.39**

300 Purchased Professional and Technical Services

330 Other Professional Services 1,740.00

**Total Purchased Professional and Technical Services \$1,740.00**

400 Purchased Property Services

430 Repairs and Maintenance Services 174.15

**Total Purchased Property Services \$174.15**

600 Supplies

610 General Supplies 32.26

650 Supplies & Fees – Technology Related 8,373.78

**Total Supplies \$8,406.04**

**Total 2514 Payroll Services \$117,876.51**

**General Fund (10)**

2515 Financial Accounting Services	<u>Elementary</u>	<u>Secondary</u>	<u>Federal</u>	<u>Total</u>
<b>100 Personnel Services – Salaries</b>				
100 Personnel Services – Salaries				113,491.00
<b>Total Personnel Services – Salaries</b>				<b>\$113,491.00</b>
<b>200 Personnel Services – Employee Benefits</b>				
210 Group Insurance – Contracted Provider				90.00
220 Social Security Contributions				7,963.20
230 PSERS Retirement Contributions				38,473.49
260 Workers' Compensation				296.66
270 Group Insurance – Self-Insurance				29,863.84
292 Health Savings Accounts				3,000.00
<b>Total Personnel Services – Employee Benefits</b>				<b>\$79,687.19</b>
<b>400 Purchased Property Services</b>				
430 Repairs and Maintenance Services				138.83
<b>Total Purchased Property Services</b>				<b>\$138.83</b>
<b>500 Other Purchased Services</b>				
530 Communications				277.85
<b>Total Other Purchased Services</b>				<b>\$277.85</b>
<b>600 Supplies</b>				
650 Supplies & Fees – Technology Related				9,040.33
<b>Total Supplies</b>				<b>\$9,040.33</b>
<b>Total 2515 Financial Accounting Services</b>				<b>\$202,635.20</b>

General Fund (10)

	<u>Elementary</u>	<u>Secondary</u>	<u>Federal</u>	<u>Total</u>
<b>2519 Other Fiscal Services</b>				
<b>200 Personnel Services – Employee Benefits</b>				
292 Health Savings Accounts				1,500.00
<b>Total Personnel Services – Employee Benefits</b>				<b>\$1,500.00</b>
<b>400 Purchased Property Services</b>				
430 Repairs and Maintenance Services				(10,191.86)
440 Rentals				1,644.96
<b>Total Purchased Property Services</b>				<b>(\$8,546.90)</b>
<b>500 Other Purchased Services</b>				
530 Communications				2,147.38
<b>Total Other Purchased Services</b>				<b>\$2,147.38</b>
<b>600 Supplies</b>				
610 General Supplies				2,092.88
<b>Total Supplies</b>				<b>\$2,092.88</b>
<b>800 Other Objects</b>				
890 Miscellaneous Expenditures				1,131.70
<b>Total Other Objects</b>				<b>\$1,131.70</b>
<b>Total 2519 Other Fiscal Services</b>				<b>(\$1,674.94)</b>

General Fund (10)

2520 Purchasing Services

Elementary

Secondary

Federal

Total

100 Personnel Services – Salaries

100 Personnel Services – Salaries

54,374.58

**Total Personnel Services – Salaries**

**\$54,374.58**

200 Personnel Services – Employee Benefits

210 Group Insurance – Contracted Provider

52.50

220 Social Security Contributions

3,829.10

230 PSERS Retirement Contributions

17,006.85

260 Workers' Compensation

142.14

270 Group Insurance – Self-Insurance

18,056.24

291 Other Retirement Plans

10,000.00

292 Health Savings Accounts

1,500.00

**Total Personnel Services – Employee Benefits**

**\$50,586.83**

600 Supplies

650 Supplies & Fees – Technology Related

22,166.35

**Total Supplies**

**\$22,166.35**

**Total 2520 Purchasing Services**

**\$127,127.76**

General Fund (10)

2600 Operation and Maintenance of Plant Services

Elementary

Secondary

Federal

Total

100 Personnel Services – Salaries

100 Personnel Services – Salaries

2,409,006.64

Total Personnel Services – Salaries

\$2,409,006.64

200 Personnel Services – Employee Benefits

210 Group Insurance – Contracted Provider

1,298.63

220 Social Security Contributions

176,449.57

230 PSERS Retirement Contributions

796,623.63

260 Workers' Compensation

6,293.47

270 Group Insurance – Self-Insurance

580,270.14

292 Health Savings Accounts

78,750.00

Total Personnel Services – Employee Benefits

\$1,639,685.44

300 Purchased Professional and Technical Services

330 Other Professional Services

58,861.70

Total Purchased Professional and Technical Services

\$58,861.70

400 Purchased Property Services

410 Cleaning Services

47,791.44

420 Utility Services

173,099.49

430 Repairs and Maintenance Services

421,572.01

440 Rentals

14,315.33

460 Extermination Services

29,482.07

Total Purchased Property Services

\$686,260.34

500 Other Purchased Services

522 Automotive Liability Insurance

25,581.00

523 General Property and Liability Insurance

461,723.00

529 Other Insurance

25,037.00

530 Communications

419.91

549 Other Advertising/Public Relations

596.17

580 Travel

270.40

Total Other Purchased Services

\$513,627.48

600 Supplies

610 General Supplies

134,565.43

278,412.38

412,977.81

620 Energy

1,298,176.94

630 Food

557.35

650 Supplies & Fees – Technology Related

132,410.55

Total Supplies

\$134,565.43

\$278,412.38

\$1,844,122.65

800 Other Objects

810 Dues and Fees

2,130.00

Total Other Objects

\$2,130.00

Total 2600 Operation and Maintenance of Plant Services

\$134,565.43

\$278,412.38

\$7,153,694.25

**General Fund (10)**

	<u>Elementary</u>	<u>Secondary</u>	<u>Federal</u>	<u>Total</u>
<b>2610 Supervision of Operation and Maintenance of Plant Services</b>				
<b>100 <u>Personnel Services – Salaries</u></b>				
100 Personnel Services – Salaries				242,900.57
<b>Total Personnel Services – Salaries</b>				<b>\$242,900.57</b>
<b>200 <u>Personnel Services – Employee Benefits</u></b>				
210 Group Insurance – Contracted Provider				183.76
220 Social Security Contributions				18,289.80
230 PSERS Retirement Contributions				82,073.99
260 Workers' Compensation				634.95
270 Group Insurance – Self-Insurance				24,868.20
292 Health Savings Accounts				4,500.00
<b>Total Personnel Services – Employee Benefits</b>				<b>\$130,550.70</b>
<b>400 <u>Purchased Property Services</u></b>				
430 Repairs and Maintenance Services				552.24
<b>Total Purchased Property Services</b>				<b>\$552.24</b>
<b>500 <u>Other Purchased Services</u></b>				
530 Communications				3.73
<b>Total Other Purchased Services</b>				<b>\$3.73</b>
<b>600 <u>Supplies</u></b>				
610 General Supplies	561.66	877.76		1,439.42
<b>Total Supplies</b>	<b>\$561.66</b>	<b>\$877.76</b>		<b>\$1,439.42</b>
<b>Total 2610 Supervision of Operation and Maintenance of Plant Services</b>	<b>\$561.66</b>	<b>\$877.76</b>		<b>\$375,446.66</b>

**General Fund (10)**

	<u>Elementary</u>	<u>Secondary</u>	<u>Federal</u>	<u>Total</u>
<b>2611 Supervision of Operation and Maintenance of Plant Services – Head of Component</b>				
<b>100 Personnel Services – Salaries</b>				
100 Personnel Services – Salaries				156,900.57
<b>Total Personnel Services – Salaries</b>				<b>\$156,900.57</b>
<b>200 Personnel Services – Employee Benefits</b>				
210 Group Insurance – Contracted Provider				93.76
220 Social Security Contributions				11,745.42
230 PSERS Retirement Contributions				52,920.00
260 Workers' Compensation				410.13
270 Group Insurance – Self-Insurance				19,436.10
292 Health Savings Accounts				3,500.00
<b>Total Personnel Services – Employee Benefits</b>				<b>\$88,105.41</b>
<b>400 Purchased Property Services</b>				
430 Repairs and Maintenance Services				552.24
<b>Total Purchased Property Services</b>				<b>\$552.24</b>
<b>500 Other Purchased Services</b>				
530 Communications				3.73
<b>Total Other Purchased Services</b>				<b>\$3.73</b>
<b>600 Supplies</b>				
610 General Supplies	561.66	877.76		1,439.42
<b>Total Supplies</b>	<b>\$561.66</b>	<b>\$877.76</b>		<b>\$1,439.42</b>
<b>Total 2611 Supervision of Operation and Maintenance of Plant Services – Head of Component</b>	<b>\$561.66</b>	<b>\$877.76</b>		<b>\$247,001.37</b>

General Fund (10)

2619 Supervision of Operation and Maintenance of Plant Services – All Other Supervision

Elementary

Secondary

Federal

Total

100 Personnel Services – Salaries

100 Personnel Services – Salaries

86,000.00

**Total Personnel Services – Salaries**

**\$86,000.00**

200 Personnel Services – Employee Benefits

210 Group Insurance – Contracted Provider

90.00

220 Social Security Contributions

6,544.38

230 PSERS Retirement Contributions

29,153.99

260 Workers' Compensation

224.82

270 Group Insurance – Self-Insurance

5,432.10

292 Health Savings Accounts

1,000.00

**Total Personnel Services – Employee Benefits**

**\$42,445.29**

**Total 2619 Supervision of Operation and Maintenance of Plant Services – All Other Supervision**

**\$128,445.29**

**General Fund (10)**

	<u>Elementary</u>	<u>Secondary</u>	<u>Federal</u>	<u>Total</u>
<b>2620 Operation of Buildings Services</b>				
<b>100 Personnel Services – Salaries</b>				
100 Personnel Services – Salaries				1,757,336.13
<b>Total Personnel Services – Salaries</b>				<b>\$1,757,336.13</b>
<b>200 Personnel Services – Employee Benefits</b>				
210 Group Insurance – Contracted Provider				878.17
220 Social Security Contributions				127,504.96
230 PSERS Retirement Contributions				580,099.45
260 Workers' Compensation				4,582.63
270 Group Insurance – Self-Insurance				480,287.80
292 Health Savings Accounts				58,750.00
<b>Total Personnel Services – Employee Benefits</b>				<b>\$1,252,103.01</b>
<b>300 Purchased Professional and Technical Services</b>				
330 Other Professional Services				47,469.60
<b>Total Purchased Professional and Technical Services</b>				<b>\$47,469.60</b>
<b>400 Purchased Property Services</b>				
410 Cleaning Services				42,874.44
420 Utility Services				173,099.49
430 Repairs and Maintenance Services				403,626.97
440 Rentals				12,872.44
460 Extermination Services				29,482.07
<b>Total Purchased Property Services</b>				<b>\$661,955.41</b>
<b>500 Other Purchased Services</b>				
523 General Property and Liability Insurance				461,723.00
529 Other Insurance				25,037.00
530 Communications				416.18
580 Travel				270.40
<b>Total Other Purchased Services</b>				<b>\$487,446.58</b>
<b>600 Supplies</b>				
610 General Supplies	85,947.49	203,797.41		289,744.90
620 Energy				1,277,614.15
630 Food				540.88
650 Supplies & Fees – Technology Related				15,324.74
<b>Total Supplies</b>	<b>\$85,947.49</b>	<b>\$203,797.41</b>		<b>\$1,583,224.67</b>
<b>800 Other Objects</b>				
810 Dues and Fees				2,055.00
<b>Total Other Objects</b>				<b>\$2,055.00</b>
<b>Total 2620 Operation of Buildings Services</b>	<b>\$85,947.49</b>	<b>\$203,797.41</b>		<b>\$5,791,590.40</b>

**General Fund (10)**

	<u>Elementary</u>	<u>Secondary</u>	<u>Federal</u>	<u>Total</u>
<b>2630 Care and Upkeep of Grounds Services</b>				
<b>100 Personnel Services – Salaries</b>				
100 Personnel Services – Salaries				163,662.23
<b>Total Personnel Services – Salaries</b>				<b>\$163,662.23</b>
<b>200 Personnel Services – Employee Benefits</b>				
210 Group Insurance – Contracted Provider				103.40
220 Social Security Contributions				12,041.28
230 PSERS Retirement Contributions				54,526.22
260 Workers' Compensation				422.98
270 Group Insurance – Self-Insurance				54,950.25
292 Health Savings Accounts				12,500.00
<b>Total Personnel Services – Employee Benefits</b>				<b>\$134,544.13</b>
<b>300 Purchased Professional and Technical Services</b>				
330 Other Professional Services				424.60
<b>Total Purchased Professional and Technical Services</b>				<b>\$424.60</b>
<b>400 Purchased Property Services</b>				
410 Cleaning Services				4,917.00
430 Repairs and Maintenance Services				9,471.26
440 Rentals				1,442.89
<b>Total Purchased Property Services</b>				<b>\$15,831.15</b>
<b>600 Supplies</b>				
610 General Supplies	25,630.88	35,183.38		60,814.26
620 Energy				7,077.22
630 Food				16.47
<b>Total Supplies</b>	<b>\$25,630.88</b>	<b>\$35,183.38</b>		<b>\$67,907.95</b>
<b>800 Other Objects</b>				
810 Dues and Fees				75.00
<b>Total Other Objects</b>				<b>\$75.00</b>
<b>Total 2630 Care and Upkeep of Grounds Services</b>	<b>\$25,630.88</b>	<b>\$35,183.38</b>		<b>\$382,445.06</b>

General Fund (10)

	<u>Elementary</u>	<u>Secondary</u>	<u>Federal</u>	<u>Total</u>
<b>2650 Vehicle Operation and Maintenance Services (Other Than Student Transportation Vehicles)</b>				
<b>400 <u>Purchased Property Services</u></b>				
430 Repairs and Maintenance Services				7,814.17
<b>Total Purchased Property Services</b>				<b>\$7,814.17</b>
<b>500 <u>Other Purchased Services</u></b>				
522 Automotive Liability Insurance				25,581.00
<b>Total Other Purchased Services</b>				<b>\$25,581.00</b>
<b>600 <u>Supplies</u></b>				
610 General Supplies	676.18	1,535.28		2,211.46
620 Energy				13,485.57
<b>Total Supplies</b>	<b>\$676.18</b>	<b>\$1,535.28</b>		<b>\$15,697.03</b>
<b>Total 2650 Vehicle Operation and Maintenance Services (Other Than Student Transportation Vehicles)</b>	<b>\$676.18</b>	<b>\$1,535.28</b>		<b>\$49,092.20</b>

**General Fund (10)**

	<u>Elementary</u>	<u>Secondary</u>	<u>Federal</u>	<u>Total</u>
<b>2660 Safety and Security Services</b>				
<b>100 Personnel Services – Salaries</b>				
100 Personnel Services – Salaries				245,107.71
<b>Total Personnel Services – Salaries</b>				<b>\$245,107.71</b>
<b>200 Personnel Services – Employee Benefits</b>				
210 Group Insurance – Contracted Provider				133.30
220 Social Security Contributions				18,613.53
230 PSERS Retirement Contributions				79,923.97
260 Workers' Compensation				652.91
270 Group Insurance – Self-Insurance				20,163.89
292 Health Savings Accounts				3,000.00
<b>Total Personnel Services – Employee Benefits</b>				<b>\$122,487.60</b>
<b>300 Purchased Professional and Technical Services</b>				
330 Other Professional Services				10,967.50
<b>Total Purchased Professional and Technical Services</b>				<b>\$10,967.50</b>
<b>400 Purchased Property Services</b>				
430 Repairs and Maintenance Services				107.37
<b>Total Purchased Property Services</b>				<b>\$107.37</b>
<b>500 Other Purchased Services</b>				
549 Other Advertising/Public Relations				596.17
<b>Total Other Purchased Services</b>				<b>\$596.17</b>
<b>600 Supplies</b>				
610 General Supplies	21,749.22	37,018.55		58,767.77
650 Supplies & Fees – Technology Related				117,085.81
<b>Total Supplies</b>	<b>\$21,749.22</b>	<b>\$37,018.55</b>		<b>\$175,853.58</b>
<b>Total 2660 Safety and Security Services</b>	<b>\$21,749.22</b>	<b>\$37,018.55</b>		<b>\$555,119.93</b>

**General Fund (10)**

	<u>Elementary</u>	<u>Secondary</u>	<u>Federal</u>	<u>Total</u>
<b>2700 Student Transportation Services</b>				
<b>100 Personnel Services – Salaries</b>				
100 Personnel Services – Salaries				83,807.19
<b>Total Personnel Services – Salaries</b>				<b>\$83,807.19</b>
<b>200 Personnel Services – Employee Benefits</b>				
210 Group Insurance – Contracted Provider				72.15
220 Social Security Contributions				5,807.78
230 PSERS Retirement Contributions				26,984.53
260 Workers' Compensation				219.07
270 Group Insurance – Self-Insurance				38,957.87
291 Other Retirement Plans				10,000.00
292 Health Savings Accounts				3,250.00
<b>Total Personnel Services – Employee Benefits</b>				<b>\$85,291.40</b>
<b>300 Purchased Professional and Technical Services</b>				
340 Technical Services				2,362.50
<b>Total Purchased Professional and Technical Services</b>				<b>\$2,362.50</b>
<b>400 Purchased Property Services</b>				
430 Repairs and Maintenance Services				238.92
<b>Total Purchased Property Services</b>				<b>\$238.92</b>
<b>500 Other Purchased Services</b>				
513 Contracted Carriers			6,171.30	3,937,196.08
516 Student Transportation Services From the IU				61,377.98
530 Communications				266.57
580 Travel				19.88
<b>Total Other Purchased Services</b>			<b>\$6,171.30</b>	<b>\$3,998,860.51</b>
<b>600 Supplies</b>				
610 General Supplies				224.40
630 Food				300.00
650 Supplies & Fees – Technology Related				5,379.50
<b>Total Supplies</b>				<b>\$5,903.90</b>
<b>Total 2700 Student Transportation Services</b>			<b>\$6,171.30</b>	<b>\$4,176,464.42</b>

General Fund (10)

2710 Supervision of Student Transportation Services

Elementary

Secondary

Federal

Total

100 Personnel Services – Salaries

100 Personnel Services – Salaries 83,807.19

**Total Personnel Services – Salaries \$83,807.19**

200 Personnel Services – Employee Benefits

210 Group Insurance – Contracted Provider 72.15

220 Social Security Contributions 5,807.78

230 PSERS Retirement Contributions 26,984.53

260 Workers' Compensation 219.07

270 Group Insurance – Self-Insurance 38,957.87

291 Other Retirement Plans 10,000.00

292 Health Savings Accounts 3,250.00

**Total Personnel Services – Employee Benefits \$85,291.40**

400 Purchased Property Services

430 Repairs and Maintenance Services 238.92

**Total Purchased Property Services \$238.92**

500 Other Purchased Services

580 Travel 19.88

**Total Other Purchased Services \$19.88**

600 Supplies

630 Food 300.00

650 Supplies & Fees – Technology Related 5,379.50

**Total Supplies \$5,679.50**

**Total 2710 Supervision of Student Transportation Services \$175,036.89**



General Fund (10)

2720 Vehicle Operation Services

Elementary

Secondary

Federal

Total

300 Purchased Professional and Technical Services

340 Technical Services

2,362.50

**Total Purchased Professional and Technical Services**

**\$2,362.50**

500 Other Purchased Services

513 Contracted Carriers

6,171.30

3,622,811.20

516 Student Transportation Services From the IU

61,377.98

530 Communications

266.57

**Total Other Purchased Services**

**\$6,171.30**

**\$3,684,455.75**

600 Supplies

610 General Supplies

224.40

**Total Supplies**

**\$224.40**

**Total 2720 Vehicle Operation Services**

**\$6,171.30**

**\$3,687,042.65**

REVISED SUBMISSION

General Fund (10)

2750 Nonpublic Transportation

Elementary

Secondary

Federal

Total

500 Other Purchased Services

513 Contracted Carriers

314,384.88

**Total Other Purchased Services**

**\$314,384.88**

**Total 2750 Nonpublic Transportation**

**\$314,384.88**



General Fund (10)

2810 Planning, Research, Development and Evaluation Services

Elementary

Secondary

Federal

Total

100 Personnel Services – Salaries

100 Personnel Services – Salaries 349,077.39

**Total Personnel Services – Salaries**

**\$349,077.39**

200 Personnel Services – Employee Benefits

210 Group Insurance – Contracted Provider 180.24

220 Social Security Contributions 25,194.41

230 PSERS Retirement Contributions 115,206.53

260 Workers' Compensation 912.31

270 Group Insurance – Self-Insurance 114,652.63

292 Health Savings Accounts 10,500.00

**Total Personnel Services – Employee Benefits**

**\$266,646.12**

300 Purchased Professional and Technical Services

340 Technical Services 36,950.00

**Total Purchased Professional and Technical Services**

**\$36,950.00**

400 Purchased Property Services

430 Repairs and Maintenance Services 347.43

**Total Purchased Property Services**

**\$347.43**

500 Other Purchased Services

520 Insurance – General 16,261.00

530 Communications 170,333.79

580 Travel 333.36

**Total Other Purchased Services**

**\$186,928.15**

600 Supplies

610 General Supplies 1,005.91

650 Supplies & Fees – Technology Related 12,786.90 227,843.01

**Total Supplies**

**\$12,786.90 \$228,848.92**

700 Property

766 Capitalized Technology Equipment – Replacement 145,427.99

**Total Property**

**\$145,427.99**

**Total 2810 Planning, Research, Development and Evaluation Services**

**\$12,786.90 \$1,214,226.00**

General Fund (10)

2820 Information Services

Elementary

Secondary

Federal

Total

100 Personnel Services – Salaries

100 Personnel Services – Salaries 57,616.31

**Total Personnel Services – Salaries**

**\$57,616.31**

200 Personnel Services – Employee Benefits

210 Group Insurance – Contracted Provider 52.50

220 Social Security Contributions 4,265.71

230 PSERS Retirement Contributions 19,027.00

260 Workers' Compensation 150.61

270 Group Insurance – Self-Insurance 12,767.47

292 Health Savings Accounts 2,125.00

**Total Personnel Services – Employee Benefits**

**\$38,388.29**

300 Purchased Professional and Technical Services

330 Other Professional Services 25,000.00

**Total Purchased Professional and Technical Services**

**\$25,000.00**

500 Other Purchased Services

530 Communications 311.00

580 Travel 499.00

**Total Other Purchased Services**

**\$810.00**

600 Supplies

610 General Supplies 47.93

650 Supplies & Fees – Technology Related 22,610.34

**Total Supplies**

**\$22,658.27**

800 Other Objects

810 Dues and Fees 795.00

**Total Other Objects**

**\$795.00**

**Total 2820 Information Services**

**\$145,267.87**



**General Fund (10)**

**2830 Staff Services**

**100 Personnel Services – Salaries**

100 Personnel Services – Salaries				170,693.99
-----------------------------------	--	--	--	------------

<b>Total Personnel Services – Salaries</b>				<b>\$170,693.99</b>
--	--	--	--	---------------------

**200 Personnel Services – Employee Benefits**

210 Group Insurance – Contracted Provider				180.00
---	--	--	--	--------

220 Social Security Contributions				12,513.23
-----------------------------------	--	--	--	-----------

230 PSERS Retirement Contributions				57,812.99
------------------------------------	--	--	--	-----------

260 Workers' Compensation				464.96
---------------------------	--	--	--	--------

270 Group Insurance – Self-Insurance				41,662.67
--------------------------------------	--	--	--	-----------

280 Other Post-Employment Benefits (OPEB)				5,374.20
---	--	--	--	----------

292 Health Savings Accounts				4,500.00
-----------------------------	--	--	--	----------

<b>Total Personnel Services – Employee Benefits</b>				<b>\$122,508.05</b>
---	--	--	--	---------------------

**300 Purchased Professional and Technical Services**

360 Employee Training and Development Services			2,887.10	8,929.01
--	--	--	----------	----------

<b>Total Purchased Professional and Technical Services</b>				<b>\$2,887.10</b>	<b>\$8,929.01</b>
--	--	--	--	-------------------	-------------------

**400 Purchased Property Services**

430 Repairs and Maintenance Services				215.19
--------------------------------------	--	--	--	--------

<b>Total Purchased Property Services</b>				<b>\$215.19</b>
--	--	--	--	-----------------

**500 Other Purchased Services**

530 Communications				594.00
--------------------	--	--	--	--------

549 Other Advertising/Public Relations				1,950.00
--	--	--	--	----------

580 Travel				3,364.29
------------	--	--	--	----------

<b>Total Other Purchased Services</b>				<b>\$5,908.29</b>
---------------------------------------	--	--	--	-------------------

**600 Supplies**

610 General Supplies			360.00	3,920.43
----------------------	--	--	--------	----------

630 Food				915.00
----------	--	--	--	--------

640 Books and Periodicals				621.99
---------------------------	--	--	--	--------

650 Supplies & Fees – Technology Related			20,803.79	38,081.51
--	--	--	-----------	-----------

<b>Total Supplies</b>				<b>\$21,163.79</b>	<b>\$43,538.93</b>
-----------------------	--	--	--	--------------------	--------------------

**800 Other Objects**

810 Dues and Fees			6.00	2,660.00
-------------------	--	--	------	----------

<b>Total Other Objects</b>				<b>\$6.00</b>	<b>\$2,660.00</b>
----------------------------	--	--	--	---------------	-------------------

<b>Total 2830 Staff Services</b>			<b>\$24,056.89</b>	<b>\$354,453.46</b>
----------------------------------	--	--	--------------------	---------------------



LEA : 112013753 Gettysburg Area SD

Printed 1/30/2026 1:05:56 PM

REVISED SUBMISSION

General Fund (10)

2832 Recruitment and Placement Services

Elementary

Secondary

Federal

Total

500 Other Purchased Services

549 Other Advertising/Public Relations

1,950.00

**Total Other Purchased Services**

**\$1,950.00**

**Total 2832 Recruitment and Placement Services**

**\$1,950.00**

General Fund (10)

2833 Staff Accounting Services

Elementary

Secondary

Federal

Total

100 Personnel Services – Salaries

100 Personnel Services – Salaries

72,594.00

**Total Personnel Services – Salaries**

**\$72,594.00**

200 Personnel Services – Employee Benefits

210 Group Insurance – Contracted Provider

90.00

220 Social Security Contributions

5,184.39

230 PSERS Retirement Contributions

24,609.49

260 Workers' Compensation

189.72

270 Group Insurance – Self-Insurance

24,649.43

292 Health Savings Accounts

3,000.00

**Total Personnel Services – Employee Benefits**

**\$57,723.03**

400 Purchased Property Services

430 Repairs and Maintenance Services

215.19

**Total Purchased Property Services**

**\$215.19**

500 Other Purchased Services

530 Communications

286.50

580 Travel

39.52

**Total Other Purchased Services**

**\$326.02**

**Total 2833 Staff Accounting Services**

**\$130,858.24**

General Fund (10)

2836 Staff Development Services – Non-Instructional, Non-Certified Staff Only

	<u>Elementary</u>	<u>Secondary</u>	<u>Federal</u>	<u>Total</u>
<b>100 Personnel Services – Salaries</b>				
100 Personnel Services – Salaries				8,229.99
<b>Total Personnel Services – Salaries</b>				<b>\$8,229.99</b>
<b>200 Personnel Services – Employee Benefits</b>				
220 Social Security Contributions				588.80
230 PSERS Retirement Contributions				2,737.50
260 Workers' Compensation				40.29
<b>Total Personnel Services – Employee Benefits</b>				<b>\$3,366.59</b>
<b>300 Purchased Professional and Technical Services</b>				
360 Employee Training and Development Services			2,887.10	8,929.01
<b>Total Purchased Professional and Technical Services</b>			<b>\$2,887.10</b>	<b>\$8,929.01</b>
<b>500 Other Purchased Services</b>				
580 Travel				3,151.55
<b>Total Other Purchased Services</b>				<b>\$3,151.55</b>
<b>600 Supplies</b>				
610 General Supplies			360.00	360.00
630 Food				915.00
640 Books and Periodicals				85.00
650 Supplies & Fees – Technology Related			6,115.00	8,754.90
<b>Total Supplies</b>			<b>\$6,475.00</b>	<b>\$10,114.90</b>
<b>800 Other Objects</b>				
810 Dues and Fees			6.00	1,125.00
<b>Total Other Objects</b>			<b>\$6.00</b>	<b>\$1,125.00</b>
<b>Total 2836 Staff Development Services – Non-Instructional, Non-Certified Staff Only</b>			<b>\$9,368.10</b>	<b>\$34,917.04</b>

General Fund (10)

2840 Data Processing Services

Elementary

Secondary

Federal

Total

100 Personnel Services – Salaries

100 Personnel Services – Salaries

29,669.43

**Total Personnel Services – Salaries**

**\$29,669.43**

200 Personnel Services – Employee Benefits

210 Group Insurance – Contracted Provider

11.28

220 Social Security Contributions

2,214.22

230 PSERS Retirement Contributions

10,057.86

260 Workers' Compensation

77.54

270 Group Insurance – Self-Insurance

5,665.08

292 Health Savings Accounts

750.00

**Total Personnel Services – Employee Benefits**

**\$18,775.98**

**Total 2840 Data Processing Services**

**\$48,445.41**

General Fund (10)

2900 Other Support Services

Elementary

Secondary

Federal

Total

500 Other Purchased Services

595 IU Payments By Withholding

6,703.05

**Total Other Purchased Services**

**\$6,703.05**

600 Supplies

610 General Supplies

503.98

503.98

**Total Supplies**

**\$503.98**

**\$503.98**

800 Other Objects

899 Pass-Through Funds

2,800.95

**Total Other Objects**

**\$2,800.95**

**Total 2900 Other Support Services**

**\$503.98**

**\$10,007.98**

General Fund (10)

2910 Support Services Not Listed Elsewhere In the 2000 Series

Elementary

Secondary

Federal

Total

500 Other Purchased Services

595 IU Payments By Withholding

6,703.05

**Total Other Purchased Services**

**\$6,703.05**

600 Supplies

610 General Supplies

503.98

503.98

**Total Supplies**

**\$503.98**

**\$503.98**

**Total 2910 Support Services Not Listed Elsewhere In the 2000 Series**

**\$503.98**

**\$7,207.03**

REVISED SUBMISSION

General Fund (10)

2990 Pass-Through Funds

Elementary

Secondary

Federal

Total

800 Other Objects

899 Pass-Through Funds

2,800.95

**Total Other Objects**

**\$2,800.95**

**Total 2990 Pass-Through Funds**

**\$2,800.95**

General Fund (10)

3000 Operation of Non-Instructional Services

Total

100 Personnel Services – Salaries

110 Official / Administrative Salaries	93,150.00
120 Professional – Educational	5,154.11
130 Professional – Other	406,712.76
150 Office / Clerical	47,704.44
170 Operative and Laborer	68,117.39
180 Service Work	49,256.46

**Total Personnel Services – Salaries \$670,095.16**

200 Personnel Services – Employee Benefits

210 Group Insurance – Contracted Provider	112.56
220 Social Security Contributions	49,935.17
230 PSERS Retirement Contributions	214,071.76
260 Workers’ Compensation	2,668.27
270 Group Insurance – Self-Insurance	44,642.14
292 Health Savings Accounts	6,000.00

**Total Personnel Services – Employee Benefits \$317,429.90**

300 Purchased Professional and Technical Services

329 Professional Educational Services – Other	4,895.00
330 Other Professional Services	139,677.10
350 Security / Safety Services	46,459.94

**Total Purchased Professional and Technical Services \$191,032.04**

400 Purchased Property Services

410 Cleaning Services	4,158.10
430 Repairs and Maintenance Services	12,766.38
440 Rentals	27,978.31

**Total Purchased Property Services \$44,902.79**

500 Other Purchased Services

510 Student Transportation Services	93,797.79
520 Insurance – General	8,219.00
530 Communications	74.25
550 Printing and Binding	300.00
580 Travel	19,348.27

**Total Other Purchased Services \$121,739.31**

600 Supplies

610 General Supplies	250,335.36
630 Food	10,481.21
640 Books and Periodicals	8,567.66
650 Supplies & Fees – Technology Related	34,492.49

**Total Supplies \$303,876.72**

800 Other Objects

810 Dues and Fees	42,498.54
860 Grants To Municipal and Community Service Organizations	7,037.60

LEA : 112013753 Gettysburg Area SD

Printed 1/30/2026 1:06:11 PM

REVISED SUBMISSION

General Fund (10)

3000 Operation of Non-Instructional Services

Total

800 Other Objects

890 Miscellaneous Expenditures

49,644.41

**Total Other Objects**

**\$99,180.55**

**Total 3000 Operation of Non-Instructional Services**

**\$1,748,256.47**

**General Fund (10)**

**3200 Student Activities**

	<u>Elementary</u>	<u>Secondary</u>	<u>Federal</u>	<u>Total</u>
<b>100 Personnel Services – Salaries</b>				
110 Official / Administrative Salaries				93,150.00
120 Professional – Educational				5,154.11
130 Professional – Other				406,712.76
150 Office / Clerical				47,704.44
170 Operative and Laborer				68,117.39
180 Service Work				49,256.46
<b>Total Personnel Services – Salaries</b>				<b>\$670,095.16</b>
<b>200 Personnel Services – Employee Benefits</b>				
210 Group Insurance – Contracted Provider				112.56
220 Social Security Contributions				49,935.17
230 PSERS Retirement Contributions				214,071.76
260 Workers' Compensation				2,668.27
270 Group Insurance – Self-Insurance				44,642.14
292 Health Savings Accounts				6,000.00
<b>Total Personnel Services – Employee Benefits</b>				<b>\$317,429.90</b>
<b>300 Purchased Professional and Technical Services</b>				
329 Professional Educational Services – Other				4,895.00
330 Other Professional Services				139,677.10
350 Security / Safety Services				46,459.94
<b>Total Purchased Professional and Technical Services</b>				<b>\$191,032.04</b>
<b>400 Purchased Property Services</b>				
410 Cleaning Services				4,158.10
430 Repairs and Maintenance Services				12,766.38
440 Rentals				27,978.31
<b>Total Purchased Property Services</b>				<b>\$44,902.79</b>
<b>500 Other Purchased Services</b>				
510 Student Transportation Services				93,797.79
520 Insurance – General				8,219.00
530 Communications				74.25
550 Printing and Binding				300.00
580 Travel				19,348.27
<b>Total Other Purchased Services</b>				<b>\$121,739.31</b>
<b>600 Supplies</b>				
610 General Supplies				247,412.82
630 Food				10,481.21
640 Books and Periodicals				7,185.53
650 Supplies & Fees – Technology Related				15,682.49
<b>Total Supplies</b>				<b>\$280,762.05</b>
<b>800 Other Objects</b>				
810 Dues and Fees				42,498.54
860 Grants To Municipal and Community Service Organizations				190.00

LEA : 112013753 Gettysburg Area SD

Printed 1/30/2026 1:06:11 PM

REVISED SUBMISSION

General Fund (10)

3200 Student Activities

Elementary

Secondary

Federal

Total

800 Other Objects

890 Miscellaneous Expenditures

46,072.01

**Total Other Objects**

**\$88,760.55**

**Total 3200 Student Activities**

**\$1,714,721.80**

REVISED SUBMISSION

General Fund (10)

3300 Community Services

Elementary

Secondary

Federal

Total

600 Supplies

610 General Supplies

2,878.56

2,922.54

640 Books and Periodicals

1,382.13

1,382.13

650 Supplies & Fees – Technology Related

18,810.00

18,810.00

**Total Supplies**

**\$23,070.69**

**\$23,114.67**

800 Other Objects

860 Grants To Municipal and Community Service Organizations

6,847.60

890 Miscellaneous Expenditures

2,543.40

**Total Other Objects**

**\$9,391.00**

**Total 3300 Community Services**

**\$23,070.69**

**\$32,505.67**

LEA : 112013753 Gettysburg Area SD

Printed 1/30/2026 1:06:11 PM

REVISED SUBMISSION

General Fund (10)

3400 Scholarships and Awards

Elementary

Secondary

Federal

Total

800 Other Objects

890 Miscellaneous Expenditures

1,029.00

**Total Other Objects**

**\$1,029.00**

**Total 3400 Scholarships and Awards**

**\$1,029.00**

REVISED SUBMISSION

**General Fund (10)**

**5000 Other Expenditures and Financing Uses**

**Total**

**800 Other Objects**

830 Interest 2,297,983.76

880 Refunds of Prior Years' Receipts 4,478.30

**Total Other Objects \$2,302,462.06**

**900 Other Uses of Funds**

910 Redemption of Principal 4,835,000.00

932 Capital Reserve Fund Transfers Applicable To Fund 32 1,662,931.00

**Total Other Uses of Funds \$6,497,931.00**

**Total 5000 Other Expenditures and Financing Uses**

**\$8,800,393.06**

REVISED SUBMISSION

General Fund (10)

5100 Debt Service / Other Expenditures and Financing Uses

Elementary

Secondary

Federal

Total

800 Other Objects

830 Interest

2,297,983.76

880 Refunds of Prior Years' Receipts

4,478.30

**Total Other Objects**

**\$2,302,462.06**

900 Other Uses of Funds

910 Redemption of Principal

4,835,000.00

**Total Other Uses of Funds**

**\$4,835,000.00**

**Total 5100 Debt Service / Other Expenditures and Financing Uses**

**\$7,137,462.06**

LEA : 112013753 Gettysburg Area SD

Printed 1/30/2026 1:06:28 PM

REVISED SUBMISSION

General Fund (10)

	<u>Elementary</u>	<u>Secondary</u>	<u>Federal</u>	<u>Total</u>
<b>5110 Debt Service</b>				
<b>800 Other Objects</b>				
830 Interest				2,297,983.76
<b>Total Other Objects</b>				<b>\$2,297,983.76</b>
<b>900 Other Uses of Funds</b>				
910 Redemption of Principal				4,835,000.00
<b>Total Other Uses of Funds</b>				<b>\$4,835,000.00</b>
<b>Total 5110 Debt Service</b>				<b>\$7,132,983.76</b>

REVISED SUBMISSION

General Fund (10)

5130 Refund of Prior Year Revenues / Receipts

Elementary

Secondary

Federal

Total

800 Other Objects

880 Refunds of Prior Years' Receipts

4,478.30

**Total Other Objects**

**\$4,478.30**

**Total 5130 Refund of Prior Year Revenues / Receipts**

**\$4,478.30**

REVISED SUBMISSION

General Fund (10)

5200 Interfund Transfers – Out

Elementary

Secondary

Federal

Total

900 Other Uses of Funds

932 Capital Reserve Fund Transfers Applicable To Fund 32

1,662,931.00

**Total Other Uses of Funds**

**\$1,662,931.00**

**Total 5200 Interfund Transfers – Out**

**\$1,662,931.00**

LEA : 112013753 Gettysburg Area SD

Printed 1/30/2026 1:06:28 PM

REVISED SUBMISSION

General Fund (10)

5230 Capital Projects Fund Transfers

Elementary

Secondary

Federal

Total

900 Other Uses of Funds

932 Capital Reserve Fund Transfers Applicable To Fund 32

1,662,931.00

**Total Other Uses of Funds**

**\$1,662,931.00**

**Total 5230 Capital Projects Fund Transfers**

**\$1,662,931.00**

**Capital Reserve Fund - § 1431 (32)**

**2000 Support Services**

Total

**300 Purchased Professional and Technical Services**

330 Other Professional Services 2,168.99

**Total Purchased Professional and Technical Services \$2,168.99**

**400 Purchased Property Services**

430 Repairs and Maintenance Services 2,221.21

**Total Purchased Property Services \$2,221.21**

**500 Other Purchased Services**

549 Other Advertising/Public Relations 559.31

**Total Other Purchased Services \$559.31**

**600 Supplies**

610 General Supplies 8,300.00

650 Supplies & Fees – Technology Related 3,378.16

**Total Supplies \$11,678.16**

**700 Property**

762 Capitalized Equipment - Replacement 158,010.53

**Total Property \$158,010.53**

**Total 2000 Support Services \$174,638.20**

LEA : 112013753 Gettysburg Area SD

Printed 1/30/2026 1:06:03 PM

REVISED SUBMISSION

Capital Reserve Fund - § 1431 (32)

2300 Support Services – Administration

Elementary

Secondary

Federal

Total

600 Supplies

650 Supplies & Fees – Technology Related

388.95

**Total Supplies**

**\$388.95**

**Total 2300 Support Services – Administration**

**\$388.95**

LEA : 112013753 Gettysburg Area SD

Printed 1/30/2026 1:06:03 PM

REVISED SUBMISSION

Capital Reserve Fund - § 1431 (32)

2360 Office of the Superintendent / Executive Director Services

Elementary

Secondary

Federal

Total

600 Supplies

650 Supplies & Fees – Technology Related

388.95

**Total Supplies**

**\$388.95**

**Total 2360 Office of the Superintendent / Executive Director Services**

**\$388.95**

LEA : 112013753 Gettysburg Area SD

Printed 1/30/2026 1:06:03 PM

REVISED SUBMISSION

Capital Reserve Fund - § 1431 (32)

2500 Support Services – Business

Elementary

Secondary

Federal

Total

600 Supplies

650 Supplies & Fees – Technology Related

2,195.25

**Total Supplies**

**\$2,195.25**

**Total 2500 Support Services – Business**

**\$2,195.25**

LEA : 112013753 Gettysburg Area SD

Printed 1/30/2026 1:06:03 PM

REVISED SUBMISSION

Capital Reserve Fund - § 1431 (32)

2510 Fiscal Services

Elementary

Secondary

Federal

Total

600 Supplies

650 Supplies & Fees – Technology Related

2,195.25

**Total Supplies**

**\$2,195.25**

**Total 2510 Fiscal Services**

**\$2,195.25**

LEA : 112013753 Gettysburg Area SD

Printed 1/30/2026 1:06:03 PM

REVISED SUBMISSION

Capital Reserve Fund - § 1431 (32)

2511 Supervision of Fiscal Services - Head of Component

Elementary

Secondary

Federal

Total

600 Supplies

650 Supplies & Fees – Technology Related

2,195.25

**Total Supplies**

**\$2,195.25**

**Total 2511 Supervision of Fiscal Services - Head of Component**

**\$2,195.25**

Capital Reserve Fund - § 1431 (32)

2600 Operation and Maintenance of Plant Services

Elementary

Secondary

Federal

Total

300 Purchased Professional and Technical Services

330 Other Professional Services

2,168.99

**Total Purchased Professional and Technical Services**

**\$2,168.99**

400 Purchased Property Services

430 Repairs and Maintenance Services

2,221.21

**Total Purchased Property Services**

**\$2,221.21**

500 Other Purchased Services

549 Other Advertising/Public Relations

559.31

**Total Other Purchased Services**

**\$559.31**

600 Supplies

610 General Supplies

2,782.80

5,517.20

8,300.00

650 Supplies & Fees – Technology Related

672.00

**Total Supplies**

**\$2,782.80**

**\$5,517.20**

**\$8,972.00**

700 Property

762 Capitalized Equipment - Replacement

158,010.53

**Total Property**

**\$158,010.53**

**Total 2600 Operation and Maintenance of Plant Services**

**\$2,782.80**

**\$5,517.20**

**\$171,932.04**

LEA : 112013753 Gettysburg Area SD

Printed 1/30/2026 1:06:03 PM

REVISED SUBMISSION

Capital Reserve Fund - § 1431 (32)

2610 Supervision of Operation and Maintenance of Plant Services

Elementary

Secondary

Federal

Total

600 Supplies

650 Supplies & Fees – Technology Related

672.00

**Total Supplies**

**\$672.00**

**Total 2610 Supervision of Operation and Maintenance of Plant Services**

**\$672.00**

LEA : 112013753 Gettysburg Area SD

Printed 1/30/2026 1:06:03 PM

REVISED SUBMISSION

Capital Reserve Fund - § 1431 (32)

2611 Supervision of Operation and Maintenance of Plant Services – Head of Component

Elementary

Secondary

Federal

Total

600 Supplies

650 Supplies & Fees – Technology Related

672.00

**Total Supplies**

**\$672.00**

**Total 2611 Supervision of Operation and Maintenance of Plant Services – Head of Component**

**\$672.00**

Capital Reserve Fund - § 1431 (32)

2620 Operation of Buildings Services

Elementary

Secondary

Federal

Total

300 Purchased Professional and Technical Services

330 Other Professional Services

2,168.99

**Total Purchased Professional and Technical Services**

**\$2,168.99**

500 Other Purchased Services

549 Other Advertising/Public Relations

559.31

**Total Other Purchased Services**

**\$559.31**

600 Supplies

610 General Supplies

1,172.40

1,172.40

**Total Supplies**

**\$1,172.40**

**\$1,172.40**

700 Property

762 Capitalized Equipment - Replacement

54,774.00

**Total Property**

**\$54,774.00**

**Total 2620 Operation of Buildings Services**

**\$1,172.40**

**\$58,674.70**

LEA : 112013753 Gettysburg Area SD

Printed 1/30/2026 1:06:03 PM

REVISED SUBMISSION

Capital Reserve Fund - § 1431 (32)

2630 Care and Upkeep of Grounds Services

600 Supplies

610 General Supplies

**Total Supplies**

**Total 2630 Care and Upkeep of Grounds Services**

	<u>Elementary</u>	<u>Secondary</u>	<u>Federal</u>	<u>Total</u>
	2,764.80	4,320.80		7,085.60
	<b>\$2,764.80</b>	<b>\$4,320.80</b>		<b>\$7,085.60</b>
	<b>\$2,764.80</b>	<b>\$4,320.80</b>		<b>\$7,085.60</b>

REVISED SUBMISSION

Capital Reserve Fund - § 1431 (32)

2650 Vehicle Operation and Maintenance Services (Other Than Student Transportation Vehicles)

Elementary

Secondary

Federal

Total

700 Property

762 Capitalized Equipment - Replacement

80,433.00

**Total Property**

**\$80,433.00**

**Total 2650 Vehicle Operation and Maintenance Services (Other Than Student Transportation Vehicles)**

**\$80,433.00**

Capital Reserve Fund - § 1431 (32)

2660 Safety and Security Services

400 Purchased Property Services

430 Repairs and Maintenance Services

**Total Purchased Property Services**

600 Supplies

610 General Supplies

**Total Supplies**

700 Property

762 Capitalized Equipment - Replacement

**Total Property**

**Total 2660 Safety and Security Services**

Elementary

Secondary

Federal

Total

2,221.21

**\$2,221.21**

42.00

**\$42.00**

22,803.53

**\$22,803.53**

**\$25,066.74**

18.00

**\$18.00**

24.00

**\$24.00**

LEA : 112013753 Gettysburg Area SD

Printed 1/30/2026 1:06:03 PM

REVISED SUBMISSION

Capital Reserve Fund - § 1431 (32)

2800 Support Services – Central

Elementary

Secondary

Federal

Total

600 Supplies

650 Supplies & Fees – Technology Related

121.96

**Total Supplies**

**\$121.96**

**Total 2800 Support Services – Central**

**\$121.96**

LEA : 112013753 Gettysburg Area SD

Printed 1/30/2026 1:06:03 PM

REVISED SUBMISSION

Capital Reserve Fund - § 1431 (32)

2810 Planning, Research, Development and Evaluation Services

Elementary

Secondary

Federal

Total

600 Supplies

650 Supplies & Fees – Technology Related

121.96

**Total Supplies**

**\$121.96**

**Total 2810 Planning, Research, Development and Evaluation Services**

**\$121.96**

**Capital Reserve Fund - § 1431 (32)**

**4000 Facilities Acquisition, Construction and Improvement Services**

Total

**300 Purchased Professional and Technical Services**

330 Other Professional Services 17,984.19

**Total Purchased Professional and Technical Services \$17,984.19**

**400 Purchased Property Services**

430 Repairs and Maintenance Services 1,172.40

**Total Purchased Property Services \$1,172.40**

**700 Property**

762 Capitalized Equipment - Replacement 533,814.60

**Total Property \$533,814.60**

**Total 4000 Facilities Acquisition, Construction and Improvement Services \$552,971.19**

LEA : 112013753 Gettysburg Area SD

Printed 1/30/2026 1:06:22 PM

REVISED SUBMISSION

Capital Reserve Fund - § 1431 (32)

	<u>Elementary</u>	<u>Secondary</u>	<u>Federal</u>	<u>Total</u>
<b>4600 Existing Building Improvement Services</b>				
<b>300 <u>Purchased Professional and Technical Services</u></b>				
330 Other Professional Services				17,984.19
<b>Total Purchased Professional and Technical Services</b>				<b>\$17,984.19</b>
<b>400 <u>Purchased Property Services</u></b>				
430 Repairs and Maintenance Services				1,172.40
<b>Total Purchased Property Services</b>				<b>\$1,172.40</b>
<b>700 <u>Property</u></b>				
762 Capitalized Equipment - Replacement				533,814.60
<b>Total Property</b>				<b>\$533,814.60</b>
<b>Total 4600 Existing Building Improvement Services</b>				<b>\$552,971.19</b>

**Other Capital Projects Fund (39)**

**2000 Support Services**

**400 Purchased Property Services**

410 Cleaning Services	1,950.82
430 Repairs and Maintenance Services	14,240.00

<b>Total Purchased Property Services</b>	<b>\$16,190.82</b>
--	--------------------

**600 Supplies**

610 General Supplies	727.00
650 Supplies & Fees – Technology Related	21,881.17

<b>Total Supplies</b>	<b>\$22,608.17</b>
-----------------------	--------------------

<b>Total 2000 Support Services</b>	<b>\$38,798.99</b>
------------------------------------	--------------------

REVISED SUBMISSION

Other Capital Projects Fund (39)

2600 Operation and Maintenance of Plant Services

	<u>Elementary</u>	<u>Secondary</u>	<u>Federal</u>	<u>Total</u>
<b>400 Purchased Property Services</b>				
410 Cleaning Services				1,950.82
430 Repairs and Maintenance Services				14,240.00
<b>Total Purchased Property Services</b>				<b>\$16,190.82</b>
<b>600 Supplies</b>				
610 General Supplies	647.12	79.88		727.00
650 Supplies & Fees – Technology Related				21,881.17
<b>Total Supplies</b>	<b>\$647.12</b>	<b>\$79.88</b>		<b>\$22,608.17</b>
<b>Total 2600 Operation and Maintenance of Plant Services</b>	<b>\$647.12</b>	<b>\$79.88</b>		<b>\$38,798.99</b>

REVISED SUBMISSION

Other Capital Projects Fund (39)

2620 Operation of Buildings Services

400 Purchased Property Services

410 Cleaning Services

430 Repairs and Maintenance Services

**Total Purchased Property Services**

600 Supplies

610 General Supplies

**Total Supplies**

**Total 2620 Operation of Buildings Services**

Elementary

Secondary

Federal

Total

1,950.82

14,240.00

**\$16,190.82**

596.00

596.00

**\$596.00**

**\$596.00**

**\$596.00**

**\$16,786.82**

LEA : 112013753 Gettysburg Area SD

Printed 1/30/2026 1:06:07 PM

REVISED SUBMISSION

Other Capital Projects Fund (39)

2630 Care and Upkeep of Grounds Services

600 Supplies

610 General Supplies

**Total Supplies**

**Total 2630 Care and Upkeep of Grounds Services**

Elementary

Secondary

Federal

Total

51.12

79.88

131.00

**\$51.12**

**\$79.88**

**\$131.00**

**\$51.12**

**\$79.88**

**\$131.00**

LEA : 112013753 Gettysburg Area SD

Printed 1/30/2026 1:06:07 PM

REVISED SUBMISSION

Other Capital Projects Fund (39)

2660 Safety and Security Services

Elementary

Secondary

Federal

Total

600 Supplies

650 Supplies & Fees – Technology Related

21,881.17

**Total Supplies**

**\$21,881.17**

**Total 2660 Safety and Security Services**

**\$21,881.17**

**Other Capital Projects Fund (39)**

**4000 Facilities Acquisition, Construction and Improvement Services**

**Total**

**300 Purchased Professional and Technical Services**

330 Other Professional Services

3,389.11

**Total Purchased Professional and Technical Services**

**\$3,389.11**

**500 Other Purchased Services**

520 Insurance – General

16,822.00

549 Other Advertising/Public Relations

706.48

**Total Other Purchased Services**

**\$17,528.48**

**700 Property**

710 Land and Improvements

67,337.14

762 Capitalized Equipment - Replacement

13,613,468.51

**Total Property**

**\$13,680,805.65**

**Total 4000 Facilities Acquisition, Construction and Improvement Services**

**\$13,701,723.24**

LEA : 112013753 Gettysburg Area SD

Printed 1/30/2026 1:06:25 PM

REVISED SUBMISSION

Other Capital Projects Fund (39)

4200 Existing Site Improvement Services

Elementary

Secondary

Federal

Total

700 Property

710 Land and Improvements

67,337.14

**Total Property**

**\$67,337.14**

**Total 4200 Existing Site Improvement Services**

**\$67,337.14**

REVISED SUBMISSION

Other Capital Projects Fund (39)

4600 Existing Building Improvement Services

Elementary

Secondary

Federal

Total

300 Purchased Professional and Technical Services

330 Other Professional Services

3,389.11

**Total Purchased Professional and Technical Services**

**\$3,389.11**

500 Other Purchased Services

520 Insurance – General

16,822.00

549 Other Advertising/Public Relations

706.48

**Total Other Purchased Services**

**\$17,528.48**

700 Property

762 Capitalized Equipment - Replacement

13,613,468.51

**Total Property**

**\$13,613,468.51**

**Total 4600 Existing Building Improvement Services**

**\$13,634,386.10**

	<u>General Fund(10)</u>	<u>Student Sponsored Activity Fund(21)</u>	<u>Public Purpose Trust(27)</u>	<u>Other Compt Approved (28)</u>	<u>Athletic / Activity(29)</u>
<b>1000 Instruction</b>					
1100 Regular Programs - Elementary / Secondary	28,845,753.50				
1200 Special Programs - Elementary / Secondary	12,343,128.27				
1300 Vocational Education	3,027,749.15				
1400 Other Instructional Programs - Elementary / Secondary	498,309.59				
1500 Nonpublic School Programs	22,538.28				
<b>Total Instruction</b>	<b>\$44,737,478.79</b>				
<b>2000 Support Services</b>					
2100 Support Services - Students	2,061,338.04				
2200 Support Services - Instructional Staff	1,697,145.53				
2300 Support Services - Administration	3,958,470.59				
2400 Support Services - Pupil Health	725,667.43				
2500 Support Services - Business	940,586.78				
2600 Operation and Maintenance of Plant Services	7,153,694.25				
2700 Student Transportation Services	4,176,464.42				
2800 Support Services - Central	1,762,392.74				
2900 Other Support Services	10,007.98				
<b>Total Support Services</b>	<b>\$22,485,767.76</b>				
<b>3000 Operation of Non-Instructional Services</b>					
3200 Student Activities	1,714,721.80				
3300 Community Services	32,505.67				
3400 Scholarships and Awards	1,029.00				
<b>Total Operation of Non-Instructional Services</b>	<b>\$1,748,256.47</b>				
<b>4000 Facilities Acquisition, Construction and Improvement Services</b>					
4200 Existing Site Improvement Services					
4600 Existing Building Improvement Services					
<b>Total Facilities Acquisition, Construction and Improvement Services</b>					
<b>5000 Other Expenditures and Financing Uses</b>					
5100 Debt Service / Other Expenditures and Financing Uses	7,137,462.06				
5200 Interfund Transfers - Out	1,662,931.00				
<b>Total Other Expenditures and Financing Uses</b>	<b>\$8,800,393.06</b>				
<b>TOTAL ACTUAL EXPENDITURES &amp; OTHER FINANCING USES</b>	<b>\$77,771,896.08</b>				

	<u>Capital Reserve (690. Capital Reserve (1431)(32) 1850)(31)</u>	<u>Other Capital Projects Fund(39)</u>	<u>Debt Service(40)</u>	<u>Permanent(90)</u>
<b>1000 Instruction</b>				
1100 Regular Programs - Elementary / Secondary				
1200 Special Programs - Elementary / Secondary				
1300 Vocational Education				
1400 Other Instructional Programs - Elementary / Secondary				
1500 Nonpublic School Programs				
<b>Total Instruction</b>				
<b>2000 Support Services</b>				
2100 Support Services - Students				
2200 Support Services - Instructional Staff				
2300 Support Services - Administration	388.95			
2400 Support Services - Pupil Health				
2500 Support Services - Business	2,195.25			
2600 Operation and Maintenance of Plant Services	171,932.04	38,798.99		
2700 Student Transportation Services				
2800 Support Services - Central	121.96			
2900 Other Support Services				
<b>Total Support Services</b>	<b>\$174,638.20</b>	<b>\$38,798.99</b>		
<b>3000 Operation of Non-Instructional Services</b>				
3200 Student Activities				
3300 Community Services				
3400 Scholarships and Awards				
<b>Total Operation of Non-Instructional Services</b>				
<b>4000 Facilities Acquisition, Construction and Improvement Services</b>				
4200 Existing Site Improvement Services		67,337.14		
4600 Existing Building Improvement Services	552,971.19	13,634,386.10		
<b>Total Facilities Acquisition, Construction and Improvement Services</b>	<b>\$552,971.19</b>	<b>\$13,701,723.24</b>		
<b>5000 Other Expenditures and Financing Uses</b>				
5100 Debt Service / Other Expenditures and Financing Uses				
5200 Interfund Transfers - Out				
<b>Total Other Expenditures and Financing Uses</b>				
<b>TOTAL ACTUAL EXPENDITURES &amp; OTHER FINANCING USES</b>	<b>\$727,609.39</b>	<b>\$13,740,522.23</b>		

**Total**

<b>1000 Instruction</b>	
1100 Regular Programs - Elementary / Secondary	28,845,753.50
1200 Special Programs - Elementary / Secondary	12,343,128.27
1300 Vocational Education	3,027,749.15
1400 Other Instructional Programs - Elementary / Secondary	498,309.59
1500 Nonpublic School Programs	22,538.28
<b>Total Instruction</b>	<b>\$44,737,478.79</b>
<b>2000 Support Services</b>	
2100 Support Services - Students	2,061,338.04
2200 Support Services - Instructional Staff	1,697,145.53
2300 Support Services - Administration	3,958,859.54
2400 Support Services - Pupil Health	725,667.43
2500 Support Services - Business	942,782.03
2600 Operation and Maintenance of Plant Services	7,364,425.28
2700 Student Transportation Services	4,176,464.42
2800 Support Services - Central	1,762,514.70
2900 Other Support Services	10,007.98
<b>Total Support Services</b>	<b>\$22,699,204.95</b>
<b>3000 Operation of Non-Instructional Services</b>	
3200 Student Activities	1,714,721.80
3300 Community Services	32,505.67
3400 Scholarships and Awards	1,029.00
<b>Total Operation of Non-Instructional Services</b>	<b>\$1,748,256.47</b>
<b>4000 Facilities Acquisition, Construction and Improvement Services</b>	
4200 Existing Site Improvement Services	67,337.14
4600 Existing Building Improvement Services	14,187,357.29
<b>Total Facilities Acquisition, Construction and Improvement Services</b>	<b>\$14,254,694.43</b>
<b>5000 Other Expenditures and Financing Uses</b>	
5100 Debt Service / Other Expenditures and Financing Uses	7,137,462.06
5200 Interfund Transfers - Out	1,662,931.00
<b>Total Other Expenditures and Financing Uses</b>	<b>\$8,800,393.06</b>
<b>TOTAL ACTUAL EXPENDITURES &amp; OTHER FINANCING USES</b>	<b>\$92,240,027.70</b>

**PSERS Salary Data (Salary Data should relate to the General Fund only)**

<b>Amount Description</b>	<b>Amount</b>
Total Salary Base for salaries subject to PSERS withholding	26,249,086.58
Total Federally Funded salaries subject to PSERS withholding	551,361.45

**Title I Expenditure Data**

<b>Amount Description</b>	<b>Amount</b>
Expenditures Funded with Current Title I Funds	641,263.00
<b>Total Title I Expenditure Data</b>	<b>\$641,263.00</b>

**Title IV Revenue Data**

<b>Amount Description</b>	<b>Amount</b>
Revenue from Title IV-A-1: Student Support and Academic Enrichment Grants	62,410.00

1.	<b><u>Current Special Education Expenditures within Function 1000</u></b> See list of exclusions in the note below.	8,970,416.96
2.	<b><u>Current Special Education Expenditures within Function 2000</u></b> See list of exclusions in the note below.	3,650,191.44
2A.	<b><u>Current Special Education Expenditures within Sub-Function 2100</u></b> This data should also be included in line 2 above. See list of exclusions in the note below.	344,004.05
2B.	<b><u>Current Special Education Expenditures within Sub-Function 2200</u></b> This data should also be included in line 2 above. See list of exclusions in the note below.	326,729.95
2C.	<b><u>Current Special Education Expenditures within Sub-Function 2700</u></b> This data should also be included in line 2 above. See list of exclusions in the note below.	653,220.45
3.	<b><u>Current Special Education Expenditures within Sub-Function 3100</u></b> See list of exclusions in the note below.	357,128.62
4.	<b><u>Current Special Education Expenditures within Sub-Function 3200</u></b> See list of exclusions in the note below.	271,125.95

Note: The Current Special Education Expenditure amounts for each line should be calculated as follows:

- \* Include the total expenditures for special education costs from all governmental funds and the food service fund 51 for the function/sub-function requested
- \* Exclude data from sub-functions: 1243,1450,1500,1600,1807,2280,2450,2750,2990
- \* Exclude data from objects: 322,511,512,516,561,562,564,566,592,593,594,595,596,597,700,830,899

Benefits for Staff Relative to Collective Bargaining Agreements

	OBJECT	COVERED	NOT COVERED	TOTAL
<b>10 General Fund</b>				
	211 Medical Insurance			
	212 Dental Insurance			
	215 Eye Care Insurance			
	216 Prescription Insurance			
	271 Self-Insurance Medical Benefits	3,636,211.81	2,155,330.95	5,791,542.76
	272 Self-Insurance Dental Benefits	148,527.54	82,419.02	230,946.56
	275 Self-Insurance Eye Care Benefits		4,939.89	4,939.89
	276 Self-Insurance Prescription Benefits			
	<b>FUND TOTAL</b>	<b>\$3,784,739.35</b>	<b>\$2,242,689.86</b>	<b>\$6,027,429.21</b>
<b>50 Enterprise Fund</b>				
	211 Medical Insurance			
	212 Dental Insurance			
	215 Eye Care Insurance			
	216 Prescription Insurance			
	271 Self-Insurance Medical Benefits		149,241.43	149,241.43
	272 Self-Insurance Dental Benefits		7,012.67	7,012.67
	275 Self-Insurance Eye Care Benefits		191.40	191.40
	276 Self-Insurance Prescription Benefits			
	<b>FUND TOTAL</b>		<b>\$156,445.50</b>	<b>\$156,445.50</b>
<b>60 Internal Service Fund</b>	No Self Insurance data to report			
	211 Medical Insurance			
	212 Dental Insurance			
	215 Eye Care Insurance			
	216 Prescription Insurance			
	271 Self-Insurance Medical Benefits			
	272 Self-Insurance Dental Benefits			
	275 Self-Insurance Eye Care Benefits			
	276 Self-Insurance Prescription Benefits			
	<b>FUND TOTAL</b>			
<b>Total of All Funds</b>		<b>\$3,784,739.35</b>	<b>\$2,399,135.36</b>	<b>\$6,183,874.71</b>

LEA : 112013753 Gettysburg Area SD

Printed 1/30/2026 1:06:54 PM

REVISED SUBMISSION

Function	Special Education (Prior Year)	Nonspecial Education (Prior Year)	Total (Prior Year)	Special Education (Current Year)	Nonspecial Education (Current Year)	Total (Current Year)
2120 Guidance Services	133,777.51	1,203,997.63	1,337,775.14	130,922.20	1,178,299.84	1,309,222.04
2140 Psychological Services	210,056.27	70,018.75	280,075.02	253,905.20	84,635.06	338,540.26
2150 Speech Pathology and Audiology Services						
2160 Social Work Services	56,913.94	170,741.80	227,655.74	58,799.81	176,399.43	235,199.24
2260 Instruction and Curriculum Development Services	391,115.19	123,904.53	515,019.72	335,046.60	76,919.31	411,965.91
2350 Legal and Accounting Services	58,980.66	176,941.97	235,922.63	41,247.53	123,742.59	164,990.12
2420 Medical Services					1,000.00	1,000.00
2440 Nursing Services	82,929.67	469,934.77	552,864.44	102,248.19	579,406.46	681,654.65
2700 Student Transportation Services	1,224,972.74	2,921,672.21	4,146,644.95	1,398,712.04	2,777,752.38	4,176,464.42
<b>Total</b>	<b>\$2,158,745.98</b>	<b>\$5,137,211.66</b>	<b>\$7,295,957.64</b>	<b>\$2,320,881.57</b>	<b>\$4,998,155.07</b>	<b>\$7,319,036.64</b>

REVISED SUBMISSION

(PRINCIPAL AMOUNTS ONLY)

**GOVERNMENTAL FUNDS/ ACTIVITIES**

	Short-Term Borrowing	General Obligation Bonds/Notes	Authority Building Obligations	Leases, Other Right to Use Arrangements	Extended Term Financing Agreements	Other Long Term Debt/Liabilities	OPEB, Comp Abs, Net Pension Liab	Total
1. Debt at Beginning of Fiscal Year		60,120,000.00					81,918,267.00	142,038,267.00
2. Additional Debt Incurred During Year							203,122.00	203,122.00
3. Retirements and Repayments		4,835,000.00					6,454,670.00	11,289,670.00
4. Debt at End of Fiscal Year		55,285,000.00					75,666,719.00	130,951,719.00
5. Accreted Interest at End Of Fiscal Year								
6. Total Debt and Accreted Interest		55,285,000.00					75,666,719.00	130,951,719.00
7. Current Portion P&I - Due within 1 year		7,137,821.26					116,287.60	7,254,108.86
8. Interest Paid during current fiscal year		2,297,983.76						2,297,983.76

(PRINCIPAL AMOUNTS ONLY)

**PROPRIETARY FUNDS**

	Short-Term Borrowing	General Obligation Bonds/Notes	Authority Building Obligations	Leases, Other Right to Use Arrangements	Extended Term Financing Agreements	Other Long Term Debt/Liabilities	OPEB, Comp Abs, Net Pension Liab	Total
1. Debt at Beginning of Fiscal Year							1,649,639.00	1,649,639.00
2. Additional Debt Incurred During Year							6,452.00	6,452.00
3. Retirements and Repayments							131,483.00	131,483.00
4. Debt at End of Fiscal Year							1,524,608.00	1,524,608.00
5. Accreted Interest at End Of Fiscal Year								
6. Total Debt and Accreted Interest							1,524,608.00	1,524,608.00
7. Current Portion P&I - Due within 1 year							1,361.05	1,361.05
8. Interest Paid during current fiscal year								

**Total Principal and Interest Payments Made by Your School - All Funds**

Function	Fund		Principal (910)	Principal (920)	Interest (830)	Total (Principal +Interest)	Misc Other Uses (990)
5110	10	General Fund	4,835,000.00		2,297,983.76	7,132,983.76	
5110	20	Special Revenue Funds					
5110	30	Capital Projects Funds					
5110	40	Debt Service Fund					
5110	90	Permanent Fund					
5120	10	General Fund					
5120	20	Special Revenue Funds					
5120	30	Capital Projects Funds					
5120	40	Debt Service Fund					
5140	10	General Fund					
5140	20	Special Revenue Funds					
5140	30	Capital Projects Funds					
5140	40	Debt Service Fund					
5140	90	Permanent Fund					
<b>Total Debt Payments - Governmental Funds</b>			<b>\$4,835,000.00</b>		<b>\$2,297,983.76</b>	<b>\$7,132,983.76</b>	

Function	Fund		Principal (910)	Principal (920)	Interest (830)	Total (Principal +Interest)
5110	50	Enterprise Fund				
5110	60	Internal Service Fund				
5120	50	Enterprise Fund				
5120	60	Internal Service Fund				
5140	50	Enterprise Fund				
5140	60	Internal Service Fund				
<b>Total Debt Payments - Proprietary Funds</b>						

REVISED SUBMISSION

**Debt Details**  
**Governmental Funds/ Activities**

Debt Category	Debt Issue Date (MM/YYYY)	Principal Amounts Only			Debt at End of Fiscal Year	Current Portion Due Within One Year (Principal and Interest)	Interest Paid During Fiscal Year
		Debt at Beginning of Fiscal Year	Additions	Reductions / Repayments			
General Obligation Bonds/Notes – CIB	05/2022	23,565,000.00		45,000.00	23,520,000.00	1,219,053.76	1,175,291.26
General Obligation Bonds/Notes – CIB	04/2021	9,505,000.00		250,000.00	9,255,000.00	4,143,667.50	80,792.50
General Obligation Bonds/Notes – CIB	09/2020	21,560,000.00		5,000.00	21,555,000.00	781,900.00	776,950.00
General Obligation Bonds/Notes – CIB	12/2016	5,490,000.00		4,535,000.00	955,000.00	993,200.00	264,950.00
Compensated Absences		2,122,630.00	203,122.00		2,325,752.00	116,287.60	
Other Post-Employment Benefits (OPEB)		8,079,637.00		284,670.00	7,794,967.00		
Net Pension Liability		71,716,000.00		6,170,000.00	65,546,000.00		
<b>Totals for Debt Entered:</b>		<b>\$142,038,267.00</b>	<b>\$203,122.00</b>	<b>\$11,289,670.00</b>	<b>\$130,951,719.00</b>	<b>\$7,254,108.86</b>	<b>\$2,297,983.76</b>

**Bond Details**  
**Proprietary Funds**

Debt Category	Debt Issue Date (MM/YYYY)	Principal Amounts Only			Debt at End of Fiscal Year	Current Portion Due Within One Year (Principal and Interest)	Interest Paid During Fiscal Year
		Debt at Beginning of Fiscal Year	Additions	Reductions / Repayments			
Compensated Absences		20,769.00	6,452.00		27,221.00	1,361.05	
Other Post-Employment Benefits (OPEB)		164,870.00		5,483.00	159,387.00		
Net Pension Liability		1,464,000.00		126,000.00	1,338,000.00		
<b>Totals for Debt Entered:</b>		<b>\$1,649,639.00</b>	<b>\$6,452.00</b>	<b>\$131,483.00</b>	<b>\$1,524,608.00</b>	<b>\$1,361.05</b>	

**General Fund (10)**

**Section 1: Tuition/Purchased Services as Reported within Expenditure Detail**

	Amount
Tuition Reported in General Fund Expenditures 1000-560	8,260,941.51
Purchased Services in General Fund Expenditures 1000-594 and 1000-597	10,049.06
<b>Section 1 Total</b>	<b>\$8,270,990.57</b>

**Section 2: Tuition Paid to Institution Types During Fiscal Year**

	Tuition Paid For Nonspecial Education	Tuition Paid For Special Education	Total
1 1306 Institutions			
2 Institutionalized Children's Programs		186,700.75	186,700.75
3 Juveniles Incarcerated in Adult Facilities		2,889.06	2,889.06
4 Residential Treatment Facilities	300.00		300.00
5 Other Local Education Agencies	58,075.25	233,502.07	291,577.32
6 Brick and Mortar Charter Schools	2,184,866.46	1,138,770.91	3,323,637.37
7 Cyber Charter Schools	1,200,256.53	1,072,437.06	2,272,693.59
8 Career and Technology Centers	420,824.00		420,824.00
9 Approved Private Schools			
10 PA Chartered Schools for the Deaf and Blind			
11 Private Residential Rehabilitative Institutions		20,748.00	20,748.00
12 Juvenile Detention Centers			
13 Special Program Jointures			
14 Other Tuition Not Included Elsewhere In This Section	178,249.50	1,573,370.98	1,751,620.48
<b>Section 2 Total</b>	<b>\$4,042,571.74</b>	<b>\$4,228,418.83</b>	<b>\$8,270,990.57</b>

LEA : 112013753 Gettysburg Area SD

Printed 1/30/2026 1:07:16 PM

REVISED SUBMISSION

Fund	School	School Number	Local Personnel	Local Nonpersonnel	State Personnel	State Nonpersonnel	Federal Personnel	Federal Nonpersonnel	Total	Explanation
10	Franklin Twp El Sch	8176	3,485,450.00	950,528.00	1,630,550.00	450,692.00	202,168.00	68,756.00	6,788,144.00	
	Gettysburg Area HS	6271	10,534,062.00	3,405,215.00	4,673,939.00	1,544,671.00	36,428.00	88,181.00	20,282,496.00	
	Gettysburg Area MS	10	7,511,835.00	1,738,161.00	3,335,110.00	935,248.00	30,773.00	376,978.00	13,928,105.00	
	James Gettys El Sch	5126	3,842,104.00	911,290.00	1,800,353.00	432,277.00	229,512.00	66,325.00	7,281,861.00	
	Lincoln El Sch	7592	4,001,823.00	1,046,913.00	1,862,560.00	495,648.00	210,486.00	74,045.00	7,691,475.00	
<b>Total</b>			<b>29,375,274.00</b>	<b>8,052,107.00</b>	<b>13,302,512.00</b>	<b>3,858,536.00</b>	<b>709,367.00</b>	<b>674,285.00</b>	<b>55,972,081.00</b>	

REVISED SUBMISSION

	<u>Nonspecial Education</u>	<u>Special Education</u>
<b>1000 Instruction</b>		
1200 Special Programs - Elementary / Secondary		13,843.00
1400 Other Instructional Programs - Elementary / Secondary	4,209.00	
<b>Total Instruction</b>	<b>\$4,209.00</b>	<b>\$13,843.00</b>
<b>2000 Support Services</b>		
2200 Support Services - Instructional Staff	964.00	5,272.00
2300 Support Services - Administration	77.00	423.00
2500 Support Services - Business	66.00	359.00
2700 Student Transportation Services	649.00	3,548.00
<b>Total Support Services</b>	<b>\$1,756.00</b>	<b>\$9,602.00</b>
<b>TOTAL ACTUAL EXPENDITURES &amp; OTHER FINANCING USES</b>	<b>\$5,965.00</b>	<b>\$23,445.00</b>

LEA : 112013753 Gettysburg Area SD

Printed 1/30/2026 1:07:21 PM

REVISED SUBMISSION

1000 Instruction

300 Purchased Professional and Technical Services

322 Professional Educational Services - lus	4,209.00	13,843.00
<b>Total Purchased Professional and Technical Services</b>	<b>\$4,209.00</b>	<b>\$13,843.00</b>
<b>Total 1000 Instruction</b>	<b>\$4,209.00</b>	<b>\$13,843.00</b>

LEA : 112013753 Gettysburg Area SD

Printed 1/30/2026 1:07:21 PM

REVISED SUBMISSION

1200 Special Programs - Elementary / Secondary	<u>Nonspecial Education</u>	<u>Special Education</u>
<b>300 <u>Purchased Professional and Technical Services</u></b>		
322 Professional Educational Services - Ius		13,843.00
<b>Total Purchased Professional and Technical Services</b>		<b>\$13,843.00</b>
<b>Total 1200 Special Programs - Elementary / Secondary</b>		<b>\$13,843.00</b>

LEA : 112013753 Gettysburg Area SD

Printed 1/30/2026 1:07:21 PM

REVISED SUBMISSION

1290 Special Programs - Other Support	<u>Nonspecial Education</u>	<u>Special Education</u>
<b>300 <u>Purchased Professional and Technical Services</u></b>		
322 Professional Educational Services - Ius		13,843.00
<b>Total Purchased Professional and Technical Services</b>		<b>\$13,843.00</b>
<b>Total 1290 Special Programs - Other Support</b>		<b>\$13,843.00</b>

LEA : 112013753 Gettysburg Area SD

Printed 1/30/2026 1:07:21 PM

REVISED SUBMISSION

1400 Other Instructional Programs - Elementary / Secondary	<u>Nonspecial Education</u>	<u>Special Education</u>
<b>300 <u>Purchased Professional and Technical Services</u></b>		
322 Professional Educational Services - Ius	4,209.00	
<b>Total Purchased Professional and Technical Services</b>	<b>\$4,209.00</b>	
<b>Total 1400 Other Instructional Programs - Elementary / Secondary</b>	<b>\$4,209.00</b>	

LEA : 112013753 Gettysburg Area SD

Printed 1/30/2026 1:07:21 PM

REVISED SUBMISSION

1440 Alternative Regular Education Programs	<u>Nonspecial Education</u>	<u>Special Education</u>
<b>300 <u>Purchased Professional and Technical Services</u></b> 322 Professional Educational Services - Ius	4,209.00	
<b>Total Purchased Professional and Technical Services</b>	<b>\$4,209.00</b>	
<b>Total 1440 Alternative Regular Education Programs</b>	<b>\$4,209.00</b>	

LEA : 112013753 Gettysburg Area SD

Printed 1/30/2026 1:07:21 PM

REVISED SUBMISSION

1441 Adjudicated / Court-Placed Programs	<u>Nonspecial Education</u>	<u>Special Education</u>
<b>300 <u>Purchased Professional and Technical Services</u></b>		
322 Professional Educational Services - Ius	4,209.00	
<b>Total Purchased Professional and Technical Services</b>	<b>\$4,209.00</b>	
<b>Total 1441 Adjudicated / Court-Placed Programs</b>	<b>\$4,209.00</b>	

LEA : 112013753 Gettysburg Area SD

Printed 1/30/2026 1:07:21 PM

REVISED SUBMISSION

**2000 Support Services**

**100 Personnel Services - Salaries**

100 Personnel Services - Salaries 570.00 3,119.00

**Total Personnel Services - Salaries \$570.00 \$3,119.00**

**200 Personnel Services - Employee Benefits**

210 Group Insurance - Contracted Provider 2.00

220 Social Security Contributions 44.00 239.00

230 PSERS Retirement Contributions 194.00 1,058.00

260 Workers' Compensation 2.00 14.00

270 Group Insurance - Self-Insurance 946.00 5,170.00

**Total Personnel Services - Employee Benefits \$1,186.00 \$6,483.00**

**Total 2000 Support Services \$1,756.00 \$9,602.00**

LEA : 112013753 Gettysburg Area SD

Printed 1/30/2026 1:07:21 PM

REVISED SUBMISSION

2200 Support Services - Instructional Staff	<u>Nonspecial Education</u>	<u>Special Education</u>
<b>100 Personnel Services - Salaries</b>		
100 Personnel Services - Salaries	276.00	1,509.00
<b>Total Personnel Services - Salaries</b>	<b>\$276.00</b>	<b>\$1,509.00</b>
<b>200 Personnel Services - Employee Benefits</b>		
210 Group Insurance - Contracted Provider		1.00
220 Social Security Contributions	21.00	116.00
230 PSERS Retirement Contributions	94.00	512.00
260 Workers' Compensation	1.00	7.00
270 Group Insurance - Self-Insurance	572.00	3,127.00
<b>Total Personnel Services - Employee Benefits</b>	<b>\$688.00</b>	<b>\$3,763.00</b>
<b>Total 2200 Support Services - Instructional Staff</b>	<b>\$964.00</b>	<b>\$5,272.00</b>

LEA : 112013753 Gettysburg Area SD

Printed 1/30/2026 1:07:21 PM

REVISED SUBMISSION

2260 Instruction and Curriculum Development Services	<u>Nonspecial Education</u>	<u>Special Education</u>
<b>100 Personnel Services - Salaries</b>		
100 Personnel Services - Salaries	276.00	1,509.00
<b>Total Personnel Services - Salaries</b>	<b>\$276.00</b>	<b>\$1,509.00</b>
<b>200 Personnel Services - Employee Benefits</b>		
210 Group Insurance - Contracted Provider		1.00
220 Social Security Contributions	21.00	116.00
230 PSERS Retirement Contributions	94.00	512.00
260 Workers' Compensation	1.00	7.00
270 Group Insurance - Self-Insurance	572.00	3,127.00
<b>Total Personnel Services - Employee Benefits</b>	<b>\$688.00</b>	<b>\$3,763.00</b>
<b>Total 2260 Instruction and Curriculum Development Services</b>	<b>\$964.00</b>	<b>\$5,272.00</b>

LEA : 112013753 Gettysburg Area SD

Printed 1/30/2026 1:07:21 PM

REVISED SUBMISSION

2300 Support Services - Administration	<u>Nonspecial Education</u>	<u>Special Education</u>
<b>100 Personnel Services - Salaries</b>		
100 Personnel Services - Salaries	53.00	291.00
<b>Total Personnel Services - Salaries</b>	<b>\$53.00</b>	<b>\$291.00</b>
<b>200 Personnel Services - Employee Benefits</b>		
220 Social Security Contributions	4.00	22.00
230 PSERS Retirement Contributions	18.00	99.00
260 Workers' Compensation		1.00
270 Group Insurance - Self-Insurance	2.00	10.00
<b>Total Personnel Services - Employee Benefits</b>	<b>\$24.00</b>	<b>\$132.00</b>
<b>Total 2300 Support Services - Administration</b>	<b>\$77.00</b>	<b>\$423.00</b>

LEA : 112013753 Gettysburg Area SD

Printed 1/30/2026 1:07:21 PM

REVISED SUBMISSION

2360 Office of the Superintendent / Executive Director Services	<u>Nonspecial Education</u>	<u>Special Education</u>
<b>100 Personnel Services - Salaries</b>		
100 Personnel Services - Salaries	53.00	291.00
<b>Total Personnel Services - Salaries</b>	<b>\$53.00</b>	<b>\$291.00</b>
<b>200 Personnel Services - Employee Benefits</b>		
220 Social Security Contributions	4.00	22.00
230 PSERS Retirement Contributions	18.00	99.00
260 Workers' Compensation		1.00
270 Group Insurance - Self-Insurance	2.00	10.00
<b>Total Personnel Services - Employee Benefits</b>	<b>\$24.00</b>	<b>\$132.00</b>
<b>Total 2360 Office of the Superintendent / Executive Director Services</b>	<b>\$77.00</b>	<b>\$423.00</b>

LEA : 112013753 Gettysburg Area SD

Printed 1/30/2026 1:07:21 PM

REVISED SUBMISSION

2500 Support Services - Business	<u>Nonspecial Education</u>	<u>Special Education</u>
<b>100 Personnel Services - Salaries</b>		
100 Personnel Services - Salaries	42.00	231.00
<b>Total Personnel Services - Salaries</b>	<b>\$42.00</b>	<b>\$231.00</b>
<b>200 Personnel Services - Employee Benefits</b>		
220 Social Security Contributions	3.00	18.00
230 PSERS Retirement Contributions	15.00	78.00
260 Workers' Compensation		1.00
270 Group Insurance - Self-Insurance	6.00	31.00
<b>Total Personnel Services - Employee Benefits</b>	<b>\$24.00</b>	<b>\$128.00</b>
<b>Total 2500 Support Services - Business</b>	<b>\$66.00</b>	<b>\$359.00</b>

LEA : 112013753 Gettysburg Area SD

Printed 1/30/2026 1:07:21 PM

REVISED SUBMISSION

2510 Fiscal Services	<u>Nonspecial Education</u>	<u>Special Education</u>
<b>100 Personnel Services - Salaries</b>		
100 Personnel Services - Salaries	42.00	231.00
<b>Total Personnel Services - Salaries</b>	<b>\$42.00</b>	<b>\$231.00</b>
<b>200 Personnel Services - Employee Benefits</b>		
220 Social Security Contributions	3.00	18.00
230 PSERS Retirement Contributions	15.00	78.00
260 Workers' Compensation		1.00
270 Group Insurance - Self-Insurance	6.00	31.00
<b>Total Personnel Services - Employee Benefits</b>	<b>\$24.00</b>	<b>\$128.00</b>
<b>Total 2510 Fiscal Services</b>	<b>\$66.00</b>	<b>\$359.00</b>

LEA : 112013753 Gettysburg Area SD

Printed 1/30/2026 1:07:21 PM

REVISED SUBMISSION

2511 Supervision of Fiscal Services - Head of Component	<u>Nonspecial Education</u>	<u>Special Education</u>
<b>100 Personnel Services - Salaries</b>		
100 Personnel Services - Salaries	42.00	231.00
<b>Total Personnel Services - Salaries</b>	<b>\$42.00</b>	<b>\$231.00</b>
<b>200 Personnel Services - Employee Benefits</b>		
220 Social Security Contributions	3.00	18.00
230 PSERS Retirement Contributions	15.00	78.00
260 Workers' Compensation		1.00
270 Group Insurance - Self-Insurance	6.00	31.00
<b>Total Personnel Services - Employee Benefits</b>	<b>\$24.00</b>	<b>\$128.00</b>
<b>Total 2511 Supervision of Fiscal Services - Head of Component</b>	<b>\$66.00</b>	<b>\$359.00</b>

LEA : 112013753 Gettysburg Area SD

Printed 1/30/2026 1:07:21 PM

REVISED SUBMISSION

2700 Student Transportation Services	<u>Nonspecial Education</u>	<u>Special Education</u>
<b>100 Personnel Services - Salaries</b>		
100 Personnel Services - Salaries	199.00	1,088.00
<b>Total Personnel Services - Salaries</b>	<b>\$199.00</b>	<b>\$1,088.00</b>
<b>200 Personnel Services - Employee Benefits</b>		
210 Group Insurance - Contracted Provider		1.00
220 Social Security Contributions	16.00	83.00
230 PSERS Retirement Contributions	67.00	369.00
260 Workers' Compensation	1.00	5.00
270 Group Insurance - Self-Insurance	366.00	2,002.00
<b>Total Personnel Services - Employee Benefits</b>	<b>\$450.00</b>	<b>\$2,460.00</b>
<b>Total 2700 Student Transportation Services</b>	<b>\$649.00</b>	<b>\$3,548.00</b>

LEA : 112013753 Gettysburg Area SD

Printed 1/30/2026 1:07:21 PM

REVISED SUBMISSION

2710 Supervision of Student Transportation Services	<u>Nonspecial Education</u>	<u>Special Education</u>
<b>100 Personnel Services - Salaries</b>		
100 Personnel Services - Salaries	199.00	1,088.00
<b>Total Personnel Services - Salaries</b>	<b>\$199.00</b>	<b>\$1,088.00</b>
<b>200 Personnel Services - Employee Benefits</b>		
210 Group Insurance - Contracted Provider		1.00
220 Social Security Contributions	16.00	83.00
230 PSERS Retirement Contributions	67.00	369.00
260 Workers' Compensation	1.00	5.00
270 Group Insurance - Self-Insurance	366.00	2,002.00
<b>Total Personnel Services - Employee Benefits</b>	<b>\$450.00</b>	<b>\$2,460.00</b>
<b>Total 2710 Supervision of Student Transportation Services</b>	<b>\$649.00</b>	<b>\$3,548.00</b>

LEA : 112013753 Gettysburg Area SD

Printed 1/30/2026 1:07:21 PM

REVISED SUBMISSION

2711 Supervision of Student Transportation Services - Head of Component	<u>Nonspecial Education</u>	<u>Special Education</u>
<b>100 Personnel Services - Salaries</b>		
100 Personnel Services - Salaries	199.00	1,088.00
<b>Total Personnel Services - Salaries</b>	<b>\$199.00</b>	<b>\$1,088.00</b>
<b>200 Personnel Services - Employee Benefits</b>		
210 Group Insurance - Contracted Provider		1.00
220 Social Security Contributions	16.00	83.00
230 PSERS Retirement Contributions	67.00	369.00
260 Workers' Compensation	1.00	5.00
270 Group Insurance - Self-Insurance	366.00	2,002.00
<b>Total Personnel Services - Employee Benefits</b>	<b>\$450.00</b>	<b>\$2,460.00</b>
<b>Total 2711 Supervision of Student Transportation Services - Head of Component</b>	<b>\$649.00</b>	<b>\$3,548.00</b>

REVISED SUBMISSION

Nonspecial Education

Special Education

**7000 Revenue from State Sources**

<b>Total Revenue from State Sources</b>	<b>\$119</b>	<b>\$648</b>
<b>Total</b>	<b>\$119</b>	<b>\$648</b>
<b>TOTAL REVENUES</b>	<b>\$119</b>	<b>\$648</b>

REVISED SUBMISSION

	<u>Nonspecial Education</u>	<u>Special Education</u>
<b>7000 Revenue from State Sources</b>		
7810 State Share of Social Security and Medicare Taxes	22	119
7820 State Share of Retirement Contributions	97	529
<b>Total Revenue from State Sources</b>	<b>\$119</b>	<b>\$648</b>
<b>TOTAL</b>	<b>\$119</b>	<b>\$648</b>
<b>TOTAL REVENUES</b>	<b>\$119</b>	<b>\$648</b>