

AUXIER PTO Budget Report February 2, 2026


| Account Description | Budget Amount | YTD Actual |
|----------------------------|----------------------|-------------------|
|----------------------------|----------------------|-------------------|

INCOME

| | | |
|--|--------------------|--------------------|
| Contributions (any type) | \$1,000.00 | \$9.00 |
| Fry's/American Furniture Contributions | \$1,200.00 | \$1492.24 |
| Uniform/Spirit Shirt Sales | \$5,500.00 | \$5,284.50 |
| Concession Sales | \$250.00 | \$207.66 |
| Birthday Marquee Sales | \$500.00 | \$446.00 |
| Banner Sales | \$500.00 | \$1,641.45 |
| Holiday Store Sales | \$1,000.00 | \$2,244.95 |
| Bundt Cake Fundraiser | \$5,000.00 | \$3,149.34 |
| Fall Carnival | \$6,000.00 | \$7,864.01 |
| Library Book Fairs | \$6,992.45 | \$4,254.88 |
| Restaurant Night Revenue | \$500.00 | \$2,346.96 |
| Quarter 3 Event - TBD | \$250.00 | |
| Quarter 4 Event – TBD | \$250.00 | |
| Penny War Fundraiser | \$500.00 | |
| Celebration of Learning Raffle | \$1,000.00 | |
| Bingo Night | \$250.00 | \$364.60 |
| Fundraising Revenue Total | \$30,692.45 | \$29,305.59 |


EXPENSES

| | | |
|---|------------|------------|
| Uniform/Spirit Shirts | \$7,500.00 | \$9,476.00 |
| Grade Level Grants (pro rata per student) | \$2,000.00 | |
| Specials Program Grants | \$1,000.00 | |
| Action Teams/Clubs Grants | \$1,000.00 | |
| A.R. Program | \$3,566.94 | \$3,566.94 |
| Library Book Fairs | \$6,992.45 | \$3,608.57 |
| Staff/Teacher Appreciation | \$5,000.00 | \$1,883.12 |
| Campus Improvements | \$5,000.00 | |



| | | |
|--------------------------------|--------------------|--------------------|
| Concession Purchases | \$250.00 | \$147.76 |
| Advertising/Banner Expense | \$500.00 | \$787.12 |
| Bingo Night | \$500.00 | \$393.84 |
| Penny War | \$100.00 | |
| Celebration of Learning Raffle | \$250.00 | |
| Fall Carnival | \$15,000.00 | \$14,159.07 |
| Quarter 3 Event – TBD | \$500.00 | \$22.42 |
| Quarter 4 Event – TBD | \$500.00 | \$22.42 |
| Lunch with the Grinch | \$250.00 | \$136.48 |
| Valentine’s Day Lunch | \$250.00 | \$30.00 |
| Leader in Me Prizes | \$500.00 | |
| Water Day | \$2,000.00 | |
| Office Expense | \$600.00 | \$300.10 |
| Cost Share | \$781.55 | 789.35 |
| Bank Fees | \$500.00 | |
| Accidental Expense | | \$9.00 |
| EXPENSE TOTAL | \$54,540.94 | \$35,332.19 |

| | |
|--|--------------------|
| MIDFIRST BANK BALANCE 8/6/2025 | \$40,175.31 |
| MIDFIRST BANK BALANCE 9/3/2025 | \$40,795.56 |
| MIDFIRST BANK BALANCE 10/7/2025 | \$39,212.78 |
| MIDFIRST BANK BALANCE 11/7/2025 | \$49,734.86 |
| MIDFIRST BANK BALANCE 12/2/2025 | \$50,588.91 |
| MIDFIRST BANK BALANCE 1/11/2026 | \$44,372.64 |
| MIDFIRST BANK BALANCE 2/2/2026 | \$44,459.78 |



Library Budget (Expend. & Income)

INCOME & EXPENDITURES

PTO ACCOUNT


Monies Available **\$ 2,265.71** Amount Reflects Monies Earned with 25% cut of Scholastic Book Fairs

INCOME

| DATE | DESCRIPTION | AMOUNT |
|-----------|------------------------|-------------|
| 2/18/2025 | Spring Book Fair 24-25 | \$ 3,713.31 |
| 9/16/2025 | Fall Book Fair 25-26 | \$ 4,255.49 |
| | | |

EXPENDITURES

| DATE | DESCRIPTION | AMOUNT |
|-----------|---|-------------|
| 2/18/2025 | Spring Book Fair 24-25 (owed to Scholastic after | \$ 1,254.62 |
| 2/24/2025 | Amazon Order: Storex Bins | \$ 280.71 |
| 2/25/2025 | Amazon Order: Zip Ties, Mouse "wiggler" usb | \$ 28.20 |
| 4/24/2025 | Amazon Order: Mostly books | \$ 585.24 |
| 4/25/2025 | BOGO Book Fair Purchases | \$ 81.34 |
| 8/14/2025 | Amazon Order: Fiskars(11) | \$ 58.30 |
| 8/14/2025 | Amazon Order: Tetra Stack Game (3) | \$ 51.93 |
| 8/14/2025 | Amazon Order: Catapult Kits (12), Triangle Ruler Set (14), | \$ 981.53 |
| 8/14/2025 | Amazon Order: Triangle Ruler Set (1), T Square (1), Fiskars | \$ 103.97 |
| 8/14/2025 | Amazon Order: Cinnvoice (14) | \$ 275.10 |
| 8/14/2025 | Amazon Order: Nail Clippers (1) | \$ 9.55 |
| 9/16/2025 | Fall Book Fair Bill 25-26 (owed to Scholastic after | \$ 1,992.60 |
| | | |
| | | |
| | | |
| | | |



Bingo Night Breakdown

Total Pizza Sales: \$987.00

Cash Sales (concessions, spirit gear, etc.): \$209.00

Credit Card Sales (concessions, spirit gear, etc.): \$167.40

Total Sales: \$1,363.40

Pizza Cost: \$604.96

Prizes: \$393.84

FUNDRAISING TOTAL: \$364.60

Restaurant/Vendor Collaborations

Papa Johns Pizza Night: \$212.38

Kona Shaved Ice Day: \$244.00

Bahama Bucks Night: \$80.06

Kona Shaved Ice Day October: 274.00

Panda Express: 357.36

Papa Johns Code October: 12.25

Kona Ice November: 255.00


Oregano's Night: 184.91

Kona Ice December: 225.00

Raising Cane's Night: \$180.00

Kona Ice January: \$322.00

FUNDRAISING TOTAL: \$2,346.96



Fall Festival Breakdown

Total Revenue: \$7,864.01

Total Expenses: \$14,159.07

Difference: -\$6,295.06

NBC Fundraiser

Total Raised: \$11,517.00

Cake Cost: \$8,367.66

FUNDRAISING TOTAL: \$3,149.34

Reindeer Lane Holiday Store

Total Raised: \$6,924.27

Vendor Cost: \$4,679.82

FUNDRAISING TOTAL: \$2,244.95