# FY 2027

# St. Mary's County Public Schools
# Board of Education
# Recommended
# Operating and Capital Budget

www.smcps.org

23160 Moakley Street, Suite 107
Leonardtown, MD 20650

February 3, 2026

St. Mary's County Public Schools does not discriminate on the basis of race, color, sex, age, marital status, sexual orientation, national origin, religion, or disability in matters affecting employment or improving access to programs.
For inquiries related to this policy or to contact Board of Education members,write:
Board of Education of St. County, 23160 Moakley Street, Suite 109, Leonardtown, MD 20650.
Email messages can be sent to: boe@smcps.org.
Phone messages can be left at 301-475-5511, ext. 32177.
Visit the Board of Education online at www.smcps.org.

# Table of Contents


Board of Education 4
Superintendent's Cabinet 4
Superintendent's Budget Message 5
Organizational Chart 5
District Profile 6
Official Enrollment 7
Our Commitments 8
School Listing 10
School Locations 11
Budget Development Calendar 12
Budget Explanation 13
Financial Summary 15
- Expenditures 16
- Positions 17

Unrestricted Funds 19
- Revenues 20
- Expenditures 22
- Positions 23

Summary of Categories 25
Summary of Administration 26
- Board of Education 27
- Executive Administration 28
- Fiscal Services 29
- Purchasing 30
- Information Technology Services 31
- Human Resources 32

Summary of Mid-Level Administration 34
- Office of the Principal 35
- Office of the Principal - JAFCTC 36
- Instructional Admin. and Supervision 37

Summary of Instructional Salaries 39
Summary of Instruc. Textbooks & Supplies 42
Summary of Other Instructional Costs 44
Summary of Special Education 47
Summary of Student Personnel Services 50
Summary of Student Health Services 52
Summary of Student Transportation 54
Summary of Operation of Plant 57
Summary of Maintenance of Plant 60
Summary of Fixed Charges 62
Summary of Capital Outlay 65
Food Services Fund 69
- Revenues 70
- Expenditures 71

Restricted Fund 73
- Revenues 74
- Expenditures 75
- Overview 76

Capital Improvements Program (CIP) Fund 95
- FY2027 CIP Funding 96

# Board of Education

Mrs. Karin M. Bailey
Chairman

Mrs. Cathy Allen
Vice Chairman

Mrs. Dorothy Andrews
Member

Mr. Josh Guy
Member

Mrs. Mary Washington
Member

Ms. Vanessa Li
Student Member

Dr. J. Scott Smith
Secretary/Treasurer

# Superintendent's Cabinet

Dr. J. Scott Smith
Superintendent

Dr. J.R. Beavers
Deputy Superintendent
Of Schools

Mrs. Tammy McCourt
Deputy Superintendent of
Fiscal and Supporting
Services

Dr. Dale Farrell
Chief of Staff



Ms. Katie Kortokrax
Chief Academic Officer

Ms. Suja M. Varghese
Chief Counsel

Mr. Michael Watson
Chief Operating Officer

# Superintendent's Budget Message

The FY 2027 budget represents a 3.1% increase over the current operating budget. This budget reflects compensation increases to support the recruitment and retention of highly qualified teachers, support staff, and administrators. The third year of the career ladder will be in place, in alignment with the requirements of the Blueprint for Maryland's Future. Finally, this budget reflects the continued support of our bus operations, recognizing our partnership with small local businesses and their daily support to our students.

Education is an essential investment and determines the future success of our students, our community, our state, and our nation. The deep commitment of the Commissioners of St. Mary's County to our students' education and educational experiences beyond those recognized within the Blueprint is exhibited in their continued support of funding over the legal requirement of both local share and maintenance of effort.

# Organizational Chart

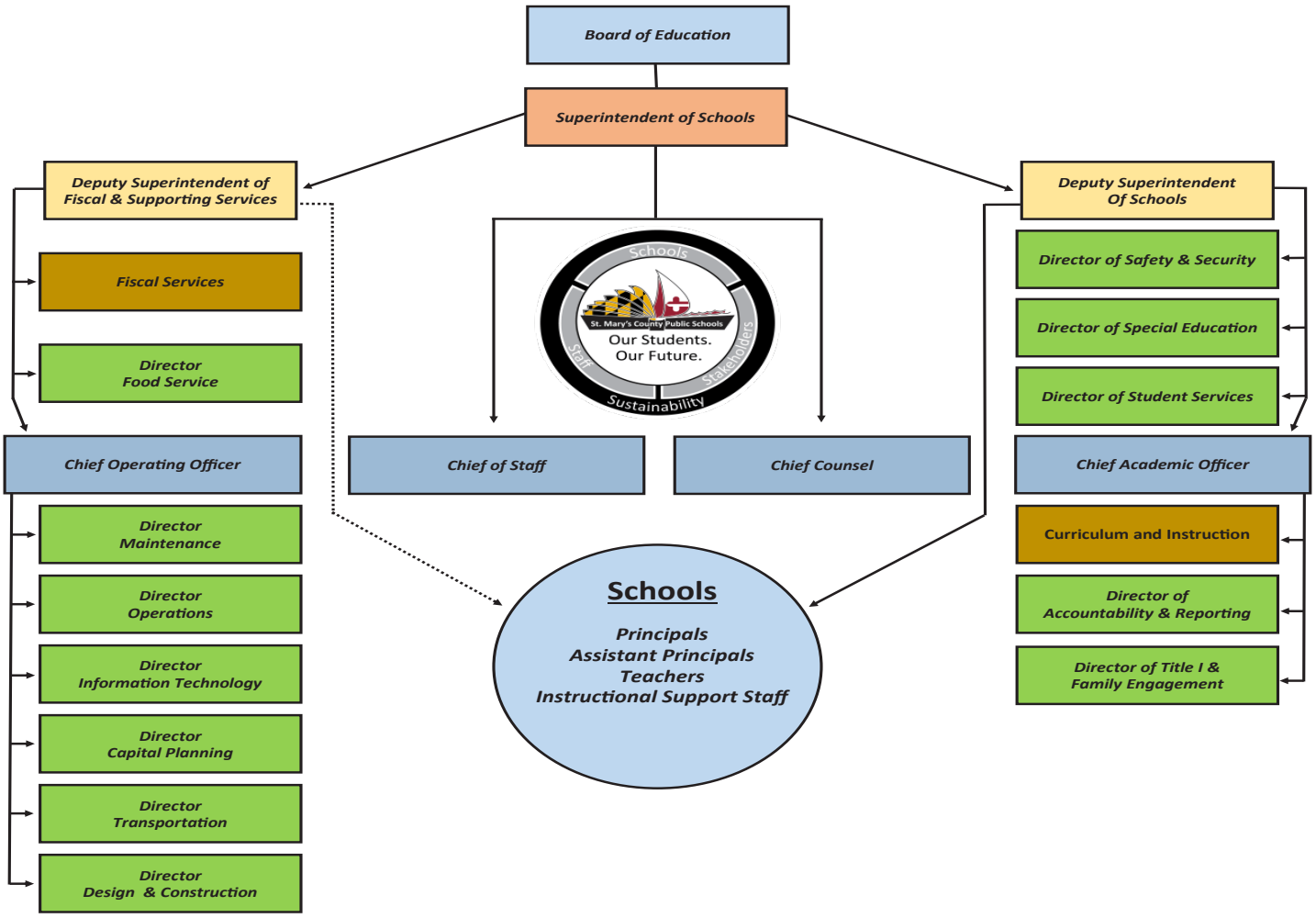

# District Profile

## *Fast Facts*

| 28 Schools | |
|---|---|
| Elementary | 18 |
| Public Charter | 1 |
| Middle | 4 |
| High | 3 |
| Career & Technology Center | 1 |
| Virtual Academy | 1 |
| **Enrollment** | **16,581** |
| White | 58.3% |
| African - American | 19.1% |
| Hispanic | 10.2% |
| Asian | <5% |
| American Indian/Alaska Native | <5% |
| Native Hawaiian/Pacific Islander | <5% |
| Two or More Races | 9.5% |
| **Students Receiving Special Services** | |
| Title I (Elementary only) | 11.13% |
| Limited English Proficient | 475 |
| Free/Reduced Meals (included PreK-12) | 38.77% |
| Special Education | 13.1% |
| **Attendance** | |
| Attendance—Elementary | 92.4% |
| Attendance—Middle | 92.4% |
| Attendance—High | 91.3% |
| **Student Mobility (2024 Data)** | |
| Elementary | 12.2% |
| Middle | 11.3% |
| High | 9.9% |
| **Our Staff** | |
| Professional Staff | 1,489 |
| Classified Staff | 794 |
| Teachers' average years of service | 13.2 |

St. Mary's County Public Schools (SMCPS) is large enough to offer a wide variety of academic programs and services and small enough to maintain an atmosphere of friendliness, helpfulness, and personalized services. As a school system, we are focused on student achievement and ensuring that our students meet rigorous standards; at SMCPS all children can learn. Our goal is to focus our efforts to create a total community committed to learning and safety for all children.

| Average Class Size | |
|---|---|
| Grade Pre-K | 18.3 |
| Grade K | 18.9 |
| Grade 1-2 | 20.4 |
| Grades 3-5 | 20.9 |
| Grades 6-8 | 22.1 |
| Grades 9-12 | 20.2 |
| **Educational Pathways Enrollment** | |
| Chesapeake Public Charter - Grades K-8 | 539 |
| J.A. Forrest Center - Grade 9-12 | 1,138 |
| Academy of Finance - Grade 9-12 | 143 |
| Academy of Visual & Performing Arts - Gr. 9-12 | 60 |
| Global & International Studies - Grade 9-12 | 75 |
| STEM Academies - Grades 6-12 | 276 |
| Virtual Academy - Grades 9-12 | 104 |
| **Class of 2025** | |
| Graduation Rate (four-year cohort)(2024 data) | 90.83% |
| Graduation Rate (five-year cohort)(2023 data) | 92.42% |
| Attend a 4-year College | 37% |
| Attend a 2-year College | 3% |
| Attend a Trade/Technical School | 3% |
| Enter the Workforce | 15% |
| Enter Military | 8% |
| Scholarships Offered | 42.5M |

**ELL Program SY 2025-2026**

Approximately 475 students participate in the program for English Language Learners (ELL)

**Early Childhood**

There are 520 full day Pre-Kindergarten 4 spaces in St. Mary's County Public Schools. Each elementary school houses a program or there is access at a neighboring school for eligible children. There are 50 full day Pre-School Special Education seats for 4 year olds and half day programs for Pre-School Special Education 3 year olds.

# Official Enrollment

**ST. MARY'S COUNTY PUBLIC SCHOOLS**
**OFFICIAL ENROLLMENT**
**AS OF 09/30/2025**

**Elementary**

| Bldg # | Bldg Name | PSSE Half S3 | PSSE Full S4 | PK Full | Pre K Total | KGN | 1 | 2 | 3 | 4 | 5 | Total K - 05 | Total 01 - 05 | PreK4 - Grade 05 | All |
|---|---|---|---|---|---|---|---|---|---|---|---|---|---|---|---|
| 104 | Ridge Elementary | 1 | | 11 | 12 | 39 | 28 | 31 | 31 | 23 | 27 | 179 | 140 | 190 | 191 |
| 201 | Piney Point Elementary | | | 20 | 20 | 53 | 49 | 67 | 84 | 84 | 66 | 403 | 350 | 423 | 423 |
| 301 | Leonardtown Elementary | | 14 | 29 | 43 | 66 | 68 | 63 | 85 | 74 | 96 | 452 | 386 | 495 | 495 |
| 302 | Benjamin Banneker | 9 | | 20 | 29 | 86 | 87 | 84 | 85 | 95 | 98 | 535 | 449 | 555 | 564 |
| 308 | Captain Walter Francis Duke Elementary | 1 | | 18 | 19 | 78 | 66 | 72 | 90 | 86 | 100 | 492 | 414 | 510 | 511 |
| 501 | Lettie Marshall Dent Elem | | | 40 | 40 | 65 | 68 | 65 | 61 | 74 | 81 | 414 | 349 | 454 | 454 |
| 503 | White Marsh Elementary | | | 0 | 0 | 33 | 36 | 37 | 36 | 43 | 46 | 231 | 198 | 231 | 231 |
| 504 | Mechanicsville Elementary | | | 0 | 0 | 23 | 47 | 38 | 38 | 42 | 61 | 249 | 226 | 249 | 249 |
| 602 | Oakville Elementary | | | 33 | 33 | 45 | 48 | 49 | 44 | 32 | 48 | 266 | 221 | 299 | 299 |
| 604 | Hollywood Elementary | | | 20 | 20 | 72 | 63 | 64 | 74 | 74 | 70 | 417 | 345 | 437 | 437 |
| 606 | Evergreen Elementary School | | | 0 | 0 | 95 | 103 | 119 | 110 | 127 | 107 | 661 | 566 | 661 | 661 |
| 702 | Dynard Elementary | | | 20 | 20 | 53 | 65 | 58 | 63 | 67 | 74 | 380 | 327 | 400 | 400 |
| 803 | Green Holly Elementary School | 9 | 24 | 57 | 90 | 93 | 70 | 74 | 65 | 62 | 61 | 425 | 332 | 506 | 515 |
| 804 | Lexington Park Elementary | | | 39 | 39 | 66 | 60 | 58 | 60 | 54 | 69 | 367 | 301 | 406 | 406 |
| 805 | George Washington Carver Elementary | 1 | | 55 | 56 | 72 | 66 | 55 | 60 | 74 | 66 | 393 | 321 | 448 | 449 |
| 806 | Town Creek Elementary | | | 20 | 20 | 33 | 28 | 29 | 24 | 45 | 31 | 190 | 157 | 210 | 210 |
| 808 | Park Hall Elementary | | | 52 | 52 | 82 | 80 | 68 | 86 | 61 | 98 | 475 | 393 | 527 | 527 |
| 810 | Greenview Knolls Elementary | | | 20 | 20 | 34 | 42 | 44 | 46 | 48 | 49 | 263 | 229 | 283 | 283 |
| 813 | Chesapeake Charter School | | | 0 | 0 | 54 | 61 | 61 | 62 | 62 | 62 | 362 | 308 | 362 | 362 |
| | Total | **21** | **38** | **454** | **513** | **1,142** | **1,135** | **1,136** | **1,204** | **1,227** | **1,310** | **7,154** | **6,012** | **7,646** | **7667** |

**Middle Schools**

| Bldg # | Bldg Name | 06 | 07 | 08 | Total | Total FTE |
|---|---|---|---|---|---|---|
| 0101 | Spring Ridge Middle | 325 | 289 | 265 | 879 | 877 |
| 0305 | Leonardtown Middle | 318 | 333 | 333 | 984 | 984 |
| 0404 | Margaret Brent Middle | 282 | 289 | 284 | 855 | 855 |
| 0807 | Esperanza Middle | 269 | 287 | 259 | 815 | 815 |
| 0813 | Chesapeake Charter | 61 | 55 | 61 | 177 | 177 |
| | Total | **1,255** | **1,253** | **1,202** | **3,710** | **3,708** |

| County Totals | |
|---|---|
| 9999-LEA 24 | 22 |
| S3 & S4 & PK | 513 |
| Kindergarten | 1,142 |
| Elementary (1-5) | 6,012 |
| Middle | 3,710 |
| High | 5,204 |
| **Total** | **16,581** |

**High Schools**

| Bldg # | Bldg Name | 9 | 10 | 11 | 12 | Total | Total FTE |
|---|---|---|---|---|---|---|---|
| 0303 | Chopticon High | 405 | 363 | 352 | 353 | 1473 | 1471 |
| 0306 | Leonardtown High | 541 | 514 | 511 | 490 | 2056 | 2054 |
| 0801 | Great Mills High | 444 | 441 | 382 | 408 | 1675 | 1665 |
| | Total | **1,390** | **1,318** | **1,245** | **1,251** | **5204** | **5190** |

| **Officially Enrolled Students** | **16,581** |
|---|---|
| PreKindergarten | 513 |
| Part-Time | 0 |
| Dual Enrollment | 0 |
| Other Ineligibles | 18 |
| Total Adjustments | 531 |
| **Number of Students Eligible for State Aid** | **16,050** |

| Bldg # | Bldg Name | Virtual Acad | Tech Ctr |
|---|---|---|---|
| 0303 | Chopticon High | 32 | 296 |
| 0306 | Leonardtown High | 27 | 504 |
| 0801 | Great Mills High | 48 | 310 |
| | Total | **107** | **1,110** |

# Our Commitments

Our ***commitment*** to Students is our focus on teaching and learning in order to support students in achieving their goals.

Our ***commitment*** to Staff is our engagement in and support of professional growth to meet the expectations of performance.

Our ***commitment*** to Schools is to create and maintain safe, engaging, learning environments for our students and staff.

Our ***commitment*** to Stakeholders is to inform and engage our parents and partners in the education of our children.

Our ***commitment*** to Sustainability is to only invest in that which furthers our mission and is explicitly built into our budget.

## Commitment 1: To Students

1.1 Students have equitable access to rigorous and relevant learning.
1.2 Students are engaged in learning experiences that meet their needs and interests.
1.3 Students are safe and supported in their academic, social, and emotional growth.
1.4 Student learning is aligned to nationally recognized standards.
1.5 Student learning is measured in a fair, meaningful and timely way.
1.6 Student learning is designed to support students' preparation for balanced lifestyle.

## Commitment 2: To Staff

2.1 Staff have a deep understanding of factors that impact learning.
2.2 Staff are highly qualified, highly effective, and diverse.
2.3 Staff are engaged in an open, trusting, and solution-oriented environment.
2.4 Staff actively drive their learning and advancement.
2.5 Staff are supported and accountable in meeting expectations for performance.
2.6 Leadership is grown from within the school system.

## Commitment 3: To Schools

3.1 Schools are well maintained, safe, and welcoming learning environments.
3.2 Schools support the social and emotional safety and well-being of students.
3.3 School programs support the development of the whole child.
3.4 Schools support learning, effectiveness, and efficiency.

## Commitment 4: To Stakeholders

4.1 Family and community members are welcomed as supportive partners.
4.2 Two-way communication with stakeholders is open, honest, and timely.
4.3 Partnerships anchor our schools and students to the community we serve.

# Our Commitments

**Commitment 5: To Sustainability**

*Students*
5.1 We invest in instructional resources.
5.2 We invest in programs, experiences, and learning for students.
5.3 We invest in technology to engage, educate, and communicate.
*Staff*
5.4 We invest in our people.
5.5 We invest in technology to enhance efficiency and further productivity.
5.6 We invest in professional development, internal advancement, and growing our own.
*Schools*
5.7 We develop long-range plans for the growing needs of our school system.
5.8 We invest in our schools, classrooms, and work spaces.
5.9 We invest in our system infrastructure.
*Stakeholders*
5.10 We invest in communication systems to tell our story.
5.11 We develop and implement a budget that is understandable and transparent.
5.12 We are responsible and accountable to our stakeholders.

# School Listing

| 2027 | SCHOOL | PRINCIPAL | ADDRESS | PHONE |
|---|---|---|---|---|
| ELEMENTARY | Benjamin Banneker | Dr. Wendy Zimmerman | 27180 Point Lookout Road<br>Loveville, MD 20656 | 301-475-0260 |
| | Captain Walter Francis Duke | Ms. Kelsey Kiehlmeier | 23595 Hayden Farm Lane<br>Leonardtown, Maryland 20650 | 240-309-4658 |
| | Dynard | Mr. Andrew Schiefer | 23510 Bushwood Road<br>Chaptico, MD 20621 | 301-769-4804 |
| | Evergreen | Ms. Janet Fowler | 43765 Evergreen Way<br>California, MD 20619 | 301-863-4060 |
| | George Washington Carver | Ms. Rhonda Morgan | 46155 Carver School Blvd.<br>Lexington Park, MD 20653 | 301-863-4076 |
| | Green Holly | Ms. Jennifer Martin | 46060 Millstone Landing Road<br>Lexington Park, MD 20653 | 301-863-4064 |
| | Greenview Knolls | Ms. Candice Berthiaume | 45711 Military Lane<br>Great Mills, MD 20634 | 301-863-4095 |
| | Hollywood | Ms. Erin DiRenzo | 44345 Joy Chapel Road<br>Hollywood, MD 20636 | 301-373-4350 |
| | Leonardtown | Ms. Jamie Jameson | 22885 Duke Street<br>Leonardtown, MD 20650 | 301-475-0250 |
| | Lettie Marshall Dent | Mr. Joseph Farrell | 37840 New Market Turner Road<br>Mechanicsville, MD 20659 | 301-472-4500 |
| | Lexington Park | Mr. Scott Szczerbiak | 46763 Shangri-La Drive<br>Lexington Park, MD 20653 | 301-863-4085 |
| | Mechanicsville | Mr. Joshua Lynch | 28585 Three Notch Road<br>Mechanicsville, MD 20659 | 301-472-4800 |
| | Oakville | Ms. Laurel Anderson | 26410 Three Notch Road<br>Mechanicsville, MD 20659 | 301-373-4365 |
| | Park Hall | Ms. Amanda Kellam | 20343 Hermanville Road<br>Park Hall, MD 20667 | 301-863-4054 |
| | Piney Point | Ms. Tara Zeier | 44550 Tall Timbers Road<br>Tall Timbers, MD 20690 | 301-994-2205 |
| | Ridge | Mr. Christopher Dyson | 49430 Airedele Road<br>Ridge, MD 20680 | 301-872-0200 |
| | Town Creek | Mr. Kelly Kent | 45805 Dent Drive<br>Lexington Park, MD 20653 | 301-863-4044 |
| | White Marsh | Ms. Julia Steele | 29090 Thompson Corner Road<br>Mechanicsville, MD 20659 | 301-472-4600 |
| MIDDLE | Esperanza | Mr. David Chilson | 22790 Maple Road<br>Lexington Park, MD 20653 | 301-863-4016 |
| | Leonardtown | Dr. Deborah Dennie | 24015 Point Lookout Road<br>Leonardtown, MD 20650 | 301-475-0230 |
| | Margaret Brent | Ms. Glenna Edwards | 29675 Point Lookout Road<br>Mechanicsville, MD 20659 | 301-884-4635 |
| | Spring Ridge | Mr. Charles Dunbar | 19856 Three Notch Road<br>Lexington Park, MD 20653 | 301-863-4031 |
| HIGH | Chopticon | Ms. Jennifer Consalvo | 25390 Colton Point Road<br>Morganza, MD 20660 | 301-475-0215 |
| | Great Mills | Mr. BeeJay Dothard | 21130 Great Mills Road<br>Great Mills, MD 20634 | 301-863-4001 |
| | Leonardtown | Mr. James Copsey | 23995 Point Lookout Road<br>Leonardtown, MD 20650 | 301-475-0200 |
| | Dr. James A. Forrest Career and Technology Center | Mr. Marc Pirner | 24005 Point Lookout Road<br>Leonardtown, MD 20650 | 301-475-0242 |
| | Chesapeake Public Charter | Ms. Sandra Imbriale | 20945 Great Mills Road<br>Lexington Park, MD 20653 | 301-863-9585 |
| | SMCPS Virtual Academy | Ms. Bernadette Scheetz | 24009 Point Lookout Road<br>Leonardtown, MD 20650 | 301-863-4090 |

# School Locations

## St. Mary's County, Maryland

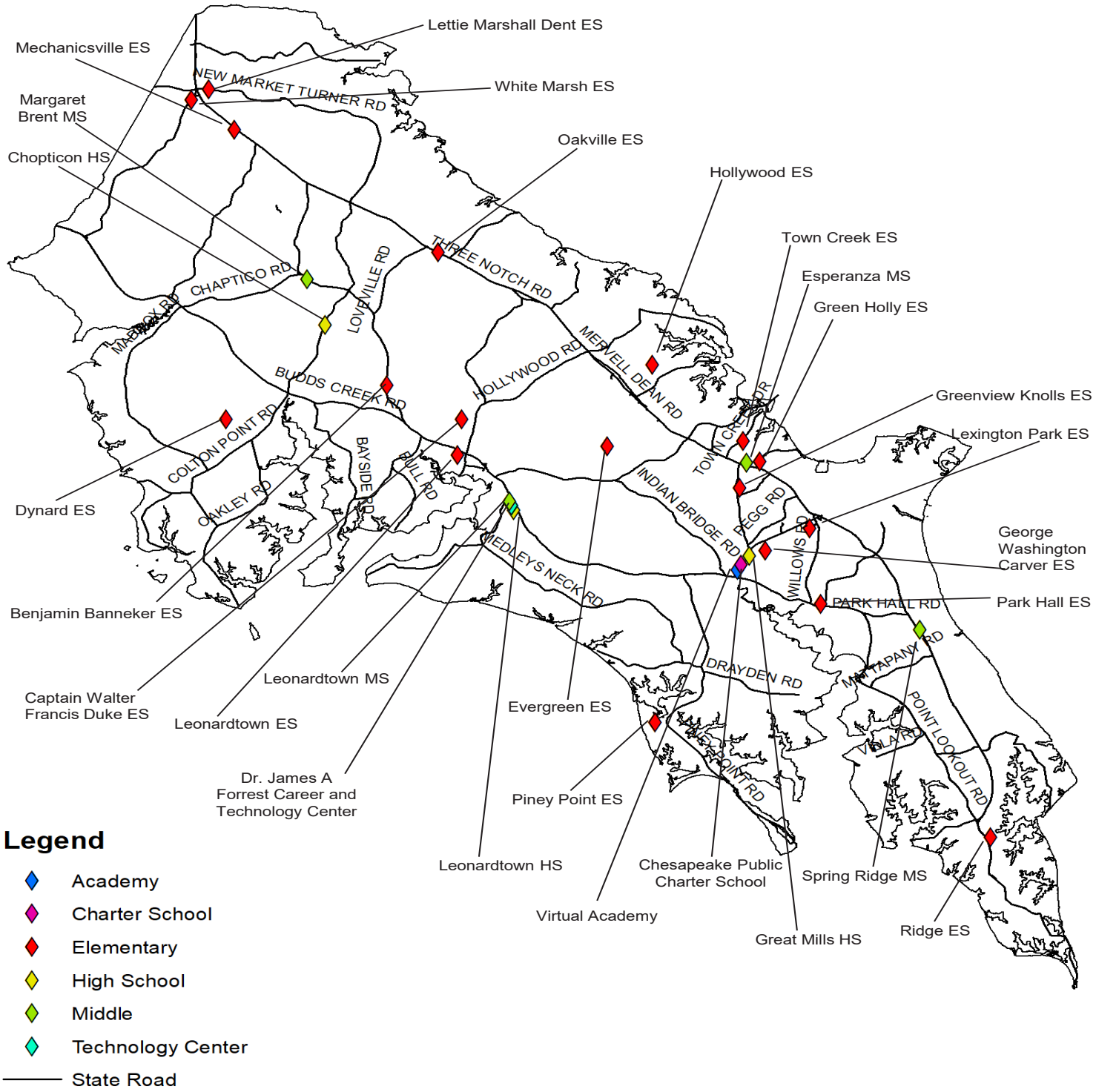

# Budget Development Calendar

| Date | | Description of Activity |
|---|---|---|
| September 26, 2025 | | Budget development letter and materials sent to SSST. (Reclassification requests for consideration due to Human Resources by September 30.) |
| October 24, 2025 | | SSST to submit requested departmental operating budgets, notes and additional supporting documentation electronically via Google Docs and signed and dated hard copies to the Budget Office. |
| November | | Meet with Chesapeake Public Charter School to discuss preliminary budget allocation |
| Weeks of October 27 and November 3, 2025 | | Division of Instruction/Division of Supporting Services: Individual departmental director budget meeting reviews with Fiscal Services. |
| Week of November 10, 2025 | | Superintendent deliberation and prioritization of the FY 2027 budget submissions. New position requests and reclassifications to be considered by the Evaluation Committee. |
| January 8, 2026 | | Superintendent's presentation of the proposed budget and submission to the Board of Education. |
| January 14, 2026 | | Board of Education budget work session on Superintendent's proposed budget and direction on budget. |
| January 21, 2026 | | Board of Education public hearing of recommended budget. |
| January 28, 2026 | | Board of Education budget work session and direction on budget. |
| February 3, 2026 | | Board of Education approval of recommended budget for submission to the Commissioners of St. Mary's County. |
| February 6, 2026 | | Board of Education to submit to the Commissioners of St. Mary's County recommended budget and supporting documentation. |
| April 21, 2026 | | Commissioners of St. Mary's County Public Hearing on Recommended Budget (including the Board of Education recommended budget), 6:30 p.m. at Chopticon High School. |
| May 12, 2026 | | Commissioners of St. Mary's County provide final direction on their operating budget. |
| May 19, 2026 | | Commissioners of St. Mary's County approve their final budget and approve the Board of Education MSDE Certifications and Excludable Costs. |
| May 20, 2026 | | Board of Education adopts final FY 2027 operating budget. |
| June 1, 2026 | | Board of Education to submit to the Commissioners of St. Mary's County final complete budget book for approval. |
| June 9, 2026 | | Commissioners of St. Mary's County approve the Board of Education budget. |

# Budget Explanation

***Current Expense Fund***

The term "current expense" includes all funds from the unrestricted and designated sources that are used in support of educational programming.

**Unrestricted Revenue** is received from the state, the federal government, the local Commissioners of St. Mary's County (CSMC), and from other school system sources.

**State:** This level of state funding is determined by formula, incorporating factors for enrollment and county wealth. Funding for FY 2027 is based on enrollment as of September 30, 2025. As the state provides most of its unrestricted funding on a per pupil basis, any change in enrollment and/or county wealth will impact state revenues. Most of these funds can be allocated by the Board of Education (Board) to any category in the budget, but remain in the category once the budget is approved. All categorical transfers must be approved by the Board and the CSMC. However, targeted funding sets the minimum level of expenditures. For example, the state funding for transportation must be spent only on transportation. The same is true of "designated" revenues received from the state for special education, limited English proficiency, and compensatory programs.

**Federal:** This revenue (Impact Aid) represents an appropriation provided to school systems impacted by federal facilities within their districts. Appropriation amounts are set as part of the federal budget process and allocated on the basis of enrollment and local cost factors.

**Local:** This funding consists primarily of tax revenues allocated by the CSMC for use by the Board. Another source to local revenues comes from the SMCPS prior year's fund balance, if available.

**Restricted Program Fund:** The restricted funds received from the state or federal agencies, as well as private grants, that are used to implement approved projects, principally instructional, instructional support, and student services. These projects and activities, which are detailed, are dependent on the grants that support them. If these grants are not received by the Board, the projects or activities for which the funds were requested are usually canceled.

However, where the services provided are required by state or federal statute, local funds must be allocated to continue the programs. These expenditures are included as part of the Restricted Program Fund.

In addition to the Current Expense and Restricted Program Funds, this budget document includes expenditure and revenue budgets for:

**Revolving Fund:** The Revolving Fund includes the Food and Nutrition Services program, and any other programs that are operated independently of other school system funds. These programs are self-supported through federal and state aid, as well as student and adult purchases.

**Capital Improvements Fund:** The Capital Improvements Fund include current construction and major repairs for schools that are funded by state and county resources raised though financing, as well as designated county operating funds.

The Appendix section contains trend data and other reference information.

***Description of Funds***

The Board accounts for its financial activities through the use of "fund accounting." This is a principle wherein resources and expenditures for governmental operations are accounted for with a separate set of self-balancing accounts for the purpose of carrying on specific activities or attaining certain objectives in accordance with special regulations, restrictions, or limitations. Activities of the funds and accounts group established by the Board are described below:

**Unrestricted Fund:** The unrestricted fund is the basic budgetary fund of the Board. It accounts for all operating revenues and expenditures for the educational and support programs including funding support of the Chesapeake Public Charter School (CPCS).

**Revolving Fund:** The revolving fund accounts for all revenues and expenditures related to activities which rely heavily on payments from participants or other third parties. This includes the school food and nutrition services program.

**Restricted Program Fund:** The restricted program fund accounts for all revenues and expenditures which must be used in a categorical or for a specific purpose, as defined by the entity awarding the funds.

# Budget Explanation

**Capital Improvements Fund:** The capital improvements fund is the capital project fund for the Board and accounts for all costs of acquisition and improvement of sites, the construction of additional schools, alterations, and additions to existing schools, and purchase of original equipment.

***Description of Revenues***

**Local Revenue:** Money received from funds set aside by the CSMC. Commissioners and other local sources of funds, including use of fund balance, investment income, fees for services, and rental of facilities.

**State Revenue:** Revenue from the State of Maryland received as the state's share of the cost for K-12 education. Generally, these appropriations are based on enrollment and wealth.

**Federal Revenue:** Federal Aid received for unrestricted or restricted purposes, as defined by the Federal Government.

**Incoming Transfer Maryland LEA:** Revenue from other school systems for students from their jurisdiction who are attending St. Mary's County Public Schools.

***Description of Expenditures***

**Administration:** Activities associated with the general regulations, direction, and control of the SMCPS. Generally, this includes any expenditure made to formulate or to execute educational or financial policy, and which affects or benefits the system as a whole.

**Mid-Level Administration:** Activities which are designed to support district-wide, as well as school level instructional program activities. This includes the school-based Office of the Principal, as well as the Instructional Administration and Supervision, which along with the Deputy Superintendent includes the Departments for Career and Technology; Supplemental School Programs; Teaching, Learning, and Professional Development; Learning Management Systems, and Information Technology (Administration/Instructional).

**Instructional Salaries and Wages:** Activities which are school-based and are directly or supportively associated with teaching students. Staff included in this category are those who spend time in the classroom working directly with students, as well as media specialists, guidance counselors, and psychologists. Staff development for instructional personnel is included in the Instruction category.

**Instructional Textbooks and Supplies:** Costs incurred to provide instructional materials and supplies to the student centered instructional program.

**Other Instructional Costs:** Costs of activities which are school-based and support the delivery of the instructional program, other than textbooks and supplies, which are a separate category.

**Special Education:** Activities which directly or supportively deal with providing educational opportunities to students with physical, emotional, intellectual, or other special needs. In addition to instruction and special needs staff, this includes office staff or special facilities.

**Student Personnel Services:** Activities designed to improve pupil attendance at school and prevent or solve pupil problems in the home, school, and the community.

**Health Services:** This category's activities provide students with appropriate physical and mental health services.

**Student Transportation:** Activities concerned with the conveyance of students between home and school and for school activities, including vehicle operation services, monitoring services, vehicle servicing, and maintenance services.

**Operation of Plant:** Activities concerned with keeping the physical plant open, comfortable, and safe for use.

**Maintenance of Plant:** Activities concerned with keeping the grounds, buildings, and equipment in their original condition of completeness or efficiency through repair or replacement of property.

**Fixed Charges:** This category contains charges of a generally recurring nature which are not readily allocable to other categories, such as local school board contributions to employee retirement, social security, other employee benefits insurance (life, medical, dental, prescription drug, and vision), post-employment health/life, judgments, and tuition reimbursement.

**Capital Outlay:** Activities concerned with directing and managing the acquisition, construction, and renovation of land, buildings, and built-in equipment. Only current expense activities are included here. Expenditures funded through the capital program are reflected in the Capital Improvement Fund.

# Financial Summary

**Unrestricted Fund: 10, 14**
**Restricted Fund: 11, 12**

| | FY 2027 Unrestricted Revenues | FY 2027 Restricted Revenues | FY 2027 Total Revenues |
|---|---|---|---|
| **Summary of Revenues by Object** | | | |
| Local | $152,356,441 | $68,240 | $152,424,681 |
| State | 149,656,048 | 7,247,618 | 156,903,666 |
| Federal | 1,671,000 | 18,361,070 | 20,032,070 |
| Other | 3,745,500 | 4,265,374 | 8,010,874 |
| **Total Unrestricted and Restricted Funds** | **$307,428,989** | **$29,942,302** | **$337,371,291** |

| | FY 2027 Unrestricted Expenditures | FY 2027 Restricted Expenditures | FY 2027 Total Expenditures |
|---|---|---|---|
| **Summary of Expenditures by Object** | | | |
| Salaries & Wages | $177,609,453 | $13,178,153 | $190,787,606 |
| Contracted Services | 34,180,922 | 3,628,525 | 37,809,447 |
| Supplies & Materials | 8,882,326 | 3,850,057 | 12,732,383 |
| Other Charges | 10,225,949 | 2,129,219 | 12,355,168 |
| Land, Buildings, and Equipment | 367,269 | 918,809 | 1,286,078 |
| Transfers | 3,478,087 | 479,337 | 3,957,424 |
| Fixed Charges | 72,684,983 | 5,758,202 | 78,443,185 |
| **Total Unrestricted and Restricted Funds** | **$307,428,989** | **$29,942,302** | **$337,371,291** |

Note: Includes Chesapeake Public Charter School

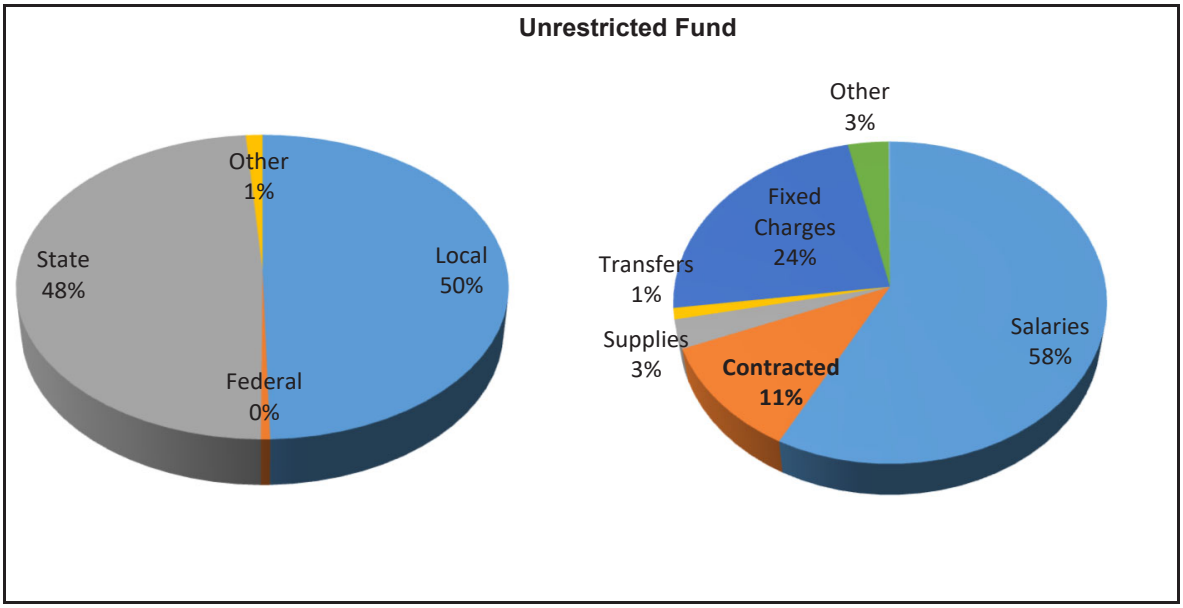

# Financial Summary
# Expenditures

**Unrestricted Fund: 10, 14**
**Restricted Fund: 11, 12**

## Unrestricted Fund

General fund is the basic budgetary fund of the Board of Education. It accounts for all operating revenues and expenditures for the educational and support programs.

## Restricted Fund

Accounts for all revenues and expenditures which must be used in a category or for a specific purpose as defined by the entity awarding the funds.

| | FY 2027 Unrestricted Expenditures | FY 2027 Restricted Expenditures | FY 2027 Total Expenditures |
|---|---|---|---|
| **Summary of Expenditures by Category** | | | |
| 01 Administration | $5,214,462 | $1,158,552 | $6,373,014 |
| 02 Mid-Level Administration | 21,817,012 | 1,231,867 | 23,048,879 |
| 03 Instructional Salaries & Wages | 107,372,879 | 4,810,709 | 112,183,588 |
| 04 Textbooks and Instructional Supplies | 6,126,325 | 2,913,115 | 9,039,440 |
| 05 Other Instructional Costs | 2,354,893 | 1,415,607 | 3,770,500 |
| 06 Special Education | 27,804,817 | 7,078,684 | 34,883,501 |
| 07 Student Personnel Services | 1,907,767 | 2,170,689 | 4,078,456 |
| 08 Student Health Services | 3,763,204 | 188,686 | 3,951,890 |
| 09 Student Transportation | 26,773,290 | 398,245 | 27,171,535 |
| 10 Operation of Plant | 24,007,309 | 1,647,089 | 25,654,398 |
| 11 Maintenance of Plant | 6,417,491 | 11,500 | 6,428,991 |
| 12 Fixed Charges | 72,684,983 | 5,757,159 | 78,442,142 |
| 14 Community Services | 0 | 960,400 | 960,400 |
| 15 Capital Outlay | 1,184,557 | 200,000 | 1,384,557 |
| **Total Unrestricted and Restricted Funds Expenditures** | **$307,428,989** | **$29,942,302** | **$337,371,291** |

Note: Includes Chesapeake Public Charter School

# Financial Summary
# Positions

**Unrestricted Fund: 10, 14**
**Restricted Fund: 11, 12**

| | FY 2027 Unrestricted Positions | FY 2027 Restricted Positions | FY 2027 Total Positions |
|---|---|---|---|
| **Summary of Positions by Category** | | | |
| 01 Administration | 36.20 | 3.80 | 40.00 |
| 02 Mid-Level Administration | 187.15 | 7.50 | 194.65 |
| 03 Instructional Salaries & Wages | 1,197.24 | 50.00 | 1,247.24 |
| 04 Textbooks and Instructional Supplies | 0.00 | 0.00 | 0.00 |
| 05 Other Instructional Costs | 0.00 | 0.00 | 0.00 |
| 06 Special Education | 319.07 | 73.33 | 392.40 |
| 07 Student Services | 16.60 | 21.42 | 38.02 |
| 08 Health Services | 40.00 | 1.00 | 41.00 |
| 09 Student Transportation | 25.40 | 0.00 | 25.40 |
| 10 Operation of Plant | 203.40 | 1.00 | 204.40 |
| 11 Maintenance of Plant | 39.85 | 0.00 | 39.85 |
| 12 Fixed Charges | 0.00 | 0.00 | 0.00 |
| 14 Community Services | 0.00 | 7.00 | 7.00 |
| 15 Capital Outlay | 8.40 | 0.00 | 8.40 |
| **Total Unrestricted and Restricted Funds Positions** | **2,073.31** | **165.05** | **2,238.36** |

Note: Includes Chesapeake Public Charter School

This page left blank intentionally

# Unrestricted Funds

# Unrestricted Fund Revenues

**Unrestricted Fund: 10, 14**

| | FY 2024 Actual | FY 2025 Actual | FY 2026 Adopted Budget | FY 2027 Recommended Budget |
|---|---|---|---|---|
| **Revenues by Object and Sub-Object** | | | | |
| **Local Funding** | | | | |
| County Appropriation | | | | |
| Foundation* | $84,645,322 | $89,151,261 | $89,068,655 | $95,424,153 |
| Compensatory Education | 22,663,451 | 23,207,909 | 24,548,863 | 23,830,739 |
| Special Education | 7,037,293 | 8,291,780 | 9,249,907 | 10,951,518 |
| English Learners | 1,320,938 | 1,745,789 | 2,043,285 | 2,004,142 |
| Full-Day PreK | 2,604,631 | 3,215,704 | 3,449,666 | 4,728,461 |
| Career Ladder | 125,232 | 149,297 | 234,862 | 479,899 |
| Post College & Career Ready | 406,502 | 200,427 | 512,619 | 571,576 |
| Transitional Supplemental Instruction | 833,871 | 610,518 | 455,030 | 0 |
| Retirement | 5,400,000 | 5,400,000 | 5,400,000 | 5,400,000 |
| Blueprint Coordinator | 0 | 0 | 64,277 | 64,311 |
| Comparable Wage Index | 2,332,668 | 2,397,222 | 2,442,743 | 2,439,001 |
| 5111 County Appropriation | $127,369,908 | $134,369,907 | $137,469,907 | $145,893,800 |
| 5113 County Appropriation - Fund Balance | 700,000 | 0 | 0 | 0 |
| 5143 SMCPS Fund Balance | 8,340,498 | 9,216,488 | 7,722,231 | 6,238,093 |
| 5143 CPCS Fund Balance | 299,545 | 512,624 | 137,201 | 224,548 |
| **Local Total** | **$136,709,951** | **$144,099,019** | **$145,329,339** | **$152,356,441** |
| **State Funding** | | | | |
| 5202 Foundation | $85,771,226 | $85,335,639 | $87,738,628 | $89,426,105 |
| 5211 Transition Grant | 3,251,181 | 2,763,504 | 2,113,268 | 1,625,591 |
| 5203 Special Education | 8,991,923 | 10,180,443 | 10,677,884 | 12,472,582 |
| 5204 Transportation (Student) | 9,010,568 | 9,066,164 | 9,365,383 | 9,481,437 |
| 5206 Compensatory Aid | 25,901,770 | 25,358,666 | 25,349,783 | 24,216,667 |
| 5207 Special Education Tuition | 942,489 | 794,515 | 745,419 | 800,000 |
| 5212 Limited English Proficiency | 1,781,540 | 2,243,636 | 2,441,051 | 2,341,158 |
| 5232 Career Ladder | 174,310 | 237,013 | 314,138 | 609,824 |
| 5233 Environmental Education Program | 5,000 | 5,000 | 5,000 | 5,000 |
| 5208 Full Day Pre-K | 2,484,558 | 3,109,847 | 3,369,218 | 4,609,997 |
| 5208 Post College & Career Ready | 606,160 | 303,707 | 631,593 | 732,254 |
| 5208 Transitional Supplemental Instruction | 974,929 | 684,042 | 481,962 | 0 |
| 5208 Blueprint Coordinator | 86,981 | 94,617 | 85,723 | 85,689 |
| 5208 Comparable Wage Index | 3,321,505 | 3,303,342 | 3,257,735 | 3,249,744 |
| **State Total** | **$143,304,140** | **$143,480,135** | **$146,576,785** | **$149,656,048** |

*Includes funding in excess of required local share.

# Unrestricted Fund Revenues

**Unrestricted Fund: 10, 14**

| | FY 2024 Actual | FY 2025 Actual | FY 2026 Adopted Budget | FY 2027 Recommended Budget |
|---|---|---|---|---|
| **Federal Funding** | | | | |
| 5301 Department of Defense | $0 | $0 | $760,000 | $0 |
| 5302 Impact Aid | 2,489,109 | 1,455,084 | 1,800,000 | 1,500,000 |
| 5350 JROTC Air Force and Navy | 146,170 | 170,806 | 146,000 | 171,000 |
| **Federal Total** | **$2,635,279** | **$1,625,890** | **$2,706,000** | **$1,671,000** |
| **Other Funding** | | | | |
| 5121 Tuition - Nonresident | $13,088 | $17,232 | $13,000 | $13,000 |
| 5126 Band Instrument Rental | 6,744 | 7,472 | 6,700 | 7,500 |
| 5140 Other Local Sources | 0 | 38,954 | 0 | 0 |
| 5144 Donations | 0 | 2 | 0 | 0 |
| 5160 Earnings on Investments | 2,933,332 | 2,773,772 | 2,319,392 | 2,300,000 |
| 5184 Other Refunds | 119,315 | 56,600 | 120,000 | 100,000 |
| 5186 Insurance Refunds | 0 | 317,471 | 0 | 0 |
| 5191 Transfers - Pension | 1,662,095 | 1,325,277 | 1,000,000 | 1,325,000 |
| **Other Total** | **$4,734,574** | **$4,536,780** | **$3,459,092** | **$3,745,500** |
| **Total Current Revenue Fund** | **$287,383,944** | **$293,741,824** | **$298,071,216** | **$307,428,989** |

# Unrestricted Fund Expenditures

**Unrestricted Fund: 10, 14**

| | FY 2024 Actual | FY 2025 Actual | FY 2026 Adopted Budget | FY 2027 Recommended Budget |
|---|---|---|---|---|
| **Summary of Expenditures by Category** | | | | |
| 01 Administration | $4,513,289 | $4,520,719 | $5,001,804 | $5,214,462 |
| 02 Mid-Level Administration | 20,138,112 | 20,751,798 | 21,294,257 | 21,817,012 |
| 03 Instructional Salaries & Wages | 95,729,731 | 99,402,164 | 103,821,728 | 107,372,879 |
| 04 Textbooks and Instructional Supplies | 6,184,901 | 6,937,743 | 5,491,364 | 6,126,325 |
| 05 Other Instructional Costs | 2,098,258 | 1,929,029 | 2,702,322 | 2,354,893 |
| 06 Special Education | 21,726,613 | 24,526,293 | 25,951,034 | 27,804,817 |
| 07 Student Personnel Services | 1,642,351 | 1,881,148 | 1,862,980 | 1,907,767 |
| 08 Student Health Services | 3,023,976 | 3,149,569 | 3,595,242 | 3,763,204 |
| 09 Student Transportation | 22,705,252 | 24,398,587 | 25,697,113 | 26,773,290 |
| 10 Operation of Plant | 23,362,566 | 22,491,909 | 23,397,160 | 24,007,309 |
| 11 Maintenance of Plant | 6,549,738 | 6,646,429 | 6,152,686 | 6,417,491 |
| 12 Fixed Charges | 65,865,510 | 66,149,146 | 70,635,938 | 72,684,983 |
| 15 Capital Outlay | 3,167,898 | 1,152,880 | 2,467,588 | 1,184,557 |
| **Total Current Expense Fund** | **$276,708,195** | **$283,937,414** | **$298,071,216** | **$307,428,989** |

Note: Includes Chesapeake Public Charter School

# Unrestricted Fund
# Positions

**Unrestricted Fund: 10, 14**

| | FY 2024 Actual | FY 2025 Actual | FY 2026 Adopted Budget | FY 2027 Recommended Budget |
|---|---|---|---|---|
| **Summary of Positions by Category** | | | | |
| 01 Administration | 36.20 | 35.20 | 36.20 | 36.20 |
| 02 Mid-Level Administration | 189.66 | 187.06 | 186.66 | 187.15 |
| 03 Instructional Salaries & Wages | 1,243.24 | 1,234.24 | 1,208.24 | 1,197.24 |
| 04 Textbooks and Instructional Supplies | 0.00 | 0.00 | 0.00 | 0.00 |
| 05 Other Instructional Costs | 0.00 | 0.00 | 0.00 | 0.00 |
| 06 Special Education | 296.47 | 307.07 | 314.07 | 319.07 |
| 07 Student Services | 15.60 | 16.60 | 16.60 | 16.60 |
| 08 Health Services | 36.00 | 38.00 | 39.00 | 40.00 |
| 09 Student Transporation | 26.00 | 25.00 | 25.40 | 25.40 |
| 10 Operation of Plant | 204.40 | 204.40 | 204.40 | 203.40 |
| 11 Maintenance of Plant | 39.85 | 39.85 | 39.85 | 39.85 |
| 12 Fixed Charges | 0.00 | 0.00 | 0.00 | 0.00 |
| 15 Capital Outlay | 8.60 | 8.60 | 8.40 | 8.40 |
| **Total Current Expense Fund** | 2,096.02 | 2,096.02 | 2,078.82 | 2,073.31 |

Note: Includes Chesapeake Public Charter School

This page left blank intentionally

# Summary of Categories


Administration
- Summary of Administration 26
- Board of Education 27
- Executive Administration 28
- Fiscal Services 29
- Purchasing 30
- Information Technology Services 31
- Human Resources 32

Mid-Level Administration
- Summary of Mid-Level Administration 34
- Office of Principal 35
- Office of Principal - JAFCTC 36
- Instructional Administration and Supervision 37

Instructional Salaries
- Summary of Instructional Salaries 39
- Instructional Salaries 40
- Instructional Salaries 41

Instructional Textbooks and Supplies
- Summary of Instructional Textbooks and Supplies 42
- Instructional Textbooks and Supplies 43

Other Instructional Costs
- Summary of Other Instructional Costs 44
- Other Instructional Costs 45

Special Education
- Summary of Special Education 47
- Special Education 48
- Special Education 49

Student Personnel Services
- Summary of Student Personnel Services 50
- Student Personnel Services 51

Student Health Services
- Summary of Student Health Services 52
- Student Health Services 53

Student Transportation
- Summary of Student Transportation 54
- Student Transportation 55

Operation of Plant
- Summary of Operation of Plant 57
- Operation of Plant 58
- Operation of Plant 59

Maintenance of Plant
- Summary of Maintenance of Plant 60
- Maintenance of Plant 61

Fixed Charges
- Summary of Fixed Charges 62
- Fixed Charges 63

Capital Outlay
- Summary of Capital Outlay 65
- Capital Outlay 66
- Capital Outlay 67

Food Services Fund
- Revenues 70
- Expenditures 71

Restricted Fund
- Revenues 74
- Expenditures 75

# *Summary of* **Administration**

**Unrestricted Fund: 10**
**MSDE Category: 01**

**Administration** includes activities associated with the general regulations, direction and control of St. Mary's County Public Schools. Generally, this includes any expenditure made to formulate or to execute educational or financial policy, and which affects or benefits the whole system.

| | FY 2024 Actual | FY 2025 Actual | FY 2026 Adopted Budget | FY 2027 Recommended Budget |
|---|---|---|---|---|
| **Summary of Expenditures by Program** | | | | |
| 001 Board of Education | $156,371 | $198,490 | $158,830 | $149,785 |
| 002 Executive Administration | 625,580 | 656,026 | 688,673 | 722,341 |
| 004 Fiscal Services | 1,875,084 | 1,737,739 | 1,880,336 | 1,927,817 |
| 006 Purchasing | 262,054 | 280,223 | 295,529 | 307,311 |
| 007 Information Technology Services | 441,818 | 372,717 | 477,500 | 540,688 |
| 008 Human Resources | 1,152,382 | 1,275,524 | 1,500,936 | 1,566,520 |
| **Total Administration Category** | **$4,513,289** | **$4,520,719** | **$5,001,804** | **$5,214,462** |

| | | | | |
|---|---|---|---|---|
| **Summary of Expenditures by Object** | | | | |
| 7100 Salaries & Wages | $4,048,751 | $4,050,717 | $4,409,558 | $4,571,701 |
| 7200 Contracted Services | 168,061 | 252,708 | 237,956 | 243,494 |
| 7300 Supplies & Materials | 162,664 | 74,665 | 199,215 | 234,755 |
| 7400 Other Charges | 133,813 | 142,629 | 155,075 | 164,512 |
| **Total Administration Category** | **$4,513,289** | **$4,520,719** | **$5,001,804** | **$5,214,462** |

| | | | | |
|---|---|---|---|---|
| **Summary of Positions by Program** | | | | |
| 001 Board of Education | 1.00 | 1.00 | 0.00 | 0.00 |
| 002 Executive Administration | 3.00 | 3.00 | 3.00 | 3.00 |
| 004 Fiscal Services | 16.83 | 15.83 | 15.83 | 15.83 |
| 006 Purchasing | 3.00 | 3.00 | 3.00 | 3.00 |
| 007 Information Technology Services | 2.00 | 2.00 | 2.00 | 2.00 |
| 008 Human Resources | 10.37 | 10.37 | 12.37 | 12.37 |
| **Total Administration Category** | **36.20** | **35.20** | **36.20** | **36.20** |

## BOARD OF EDUCATION

**Program: 001**

| | FY 2024 Actual | FY 2025 Actual | FY 2026 Adopted Budget | FY 2027 Recommended Budget |
|---|---|---|---|---|
| **Expenditures by Object** | | | | |
| 7100 Salaries & Wages | $54,072 | $15,585 | $0 | $0 |
| 7100 Board Members Allowance | 50,340 | 55,153 | 56,347 | 63,884 |
| 7200 Contracted Services | 2,082 | 78,099 | 50,000 | 35,000 |
| 7300 Supplies & Materials | 310 | 329 | 1,000 | 500 |
| 7400 Other Charges | 49,567 | 49,324 | 51,483 | 50,401 |
| **Total Board of Education Program** | **$156,371** | **$198,490** | **$158,830** | **$149,785** |

| | | | | |
|---|---|---|---|---|
| **Positions** | | | | |
| Secretary | 1.00 | 1.00 | 0.00 | 0.00 |
| **Total Board of Education Program** | **1.00** | **1.00** | **0.00** | **0.00** |

## EXECUTIVE ADMINISTRATION

**Program: 002**

| | FY 2024 Actual | FY 2025 Actual | FY 2026 Adopted Budget | FY 2027 Recommended Budget |
|---|---|---|---|---|
| **Expenditures by Object** | | | | |
| 7100 Salaries & Wages | $602,185 | $624,996 | $653,140 | $681,922 |
| 7300 Supplies & Materials | 6,897 | 6,006 | 8,500 | 6,200 |
| 7400 Other Charges | 16,498 | 25,024 | 27,033 | 34,219 |
| **Total Executive Admin. Program** | **$625,580** | **$656,026** | **$688,673** | **$722,341** |

| | | | | |
|---|---|---|---|---|
| **Positions** | | | | |
| Superintendent | 1.00 | 1.00 | 1.00 | 1.00 |
| Chief Counsel | 1.00 | 1.00 | 1.00 | 1.00 |
| Executive Administrative Assistant | 1.00 | 1.00 | 1.00 | 1.00 |
| **Total Executive Admin. Program** | **3.00** | **3.00** | **3.00** | **3.00** |

## FISCAL SERVICES

**Program: 004**

| | FY 2024 Actual | FY 2025 Actual | FY 2026 Adopted Budget | FY 2027 Approved Budget |
|---|---|---|---|---|
| **Expenditures by Object** | | | | |
| 7100 Salaries & Wages | $1,713,846 | $1,570,641 | $1,697,318 | $1,732,223 |
| 7200 Contracted Services | 121,498 | 132,046 | 145,968 | 160,552 |
| 7300 Supplies & Materials | 32,084 | 25,617 | 28,250 | 25,630 |
| 7400 Other Charges | 7,656 | 9,435 | 8,800 | 9,412 |
| **Total Fiscal Services Program** | **$1,875,084** | **$1,737,739** | **$1,880,336** | **$1,927,817** |

| | | | | |
|---|---|---|---|---|
| **Positions** | | | | |
| Deputy Superintendent | 0.00 | 0.00 | 1.00 | 1.00 |
| Assistant Superintendent | 1.00 | 1.00 | 0.00 | 0.00 |
| Supervisor | 2.00 | 2.00 | 2.00 | 2.00 |
| Coordinator | 2.00 | 2.00 | 2.00 | 2.00 |
| Coordinating Administrative Assistant | 1.00 | 1.00 | 1.00 | 1.00 |
| Secretary/Mentor | 1.00 | 0.00 | 0.00 | 0.00 |
| Specialist/Assistant | 4.00 | 3.00 | 2.00 | 2.00 |
| Payroll Assistant | 0.00 | 1.00 | 1.00 | 1.00 |
| Compliance/Records Specialist | 2.00 | 2.00 | 3.00 | 3.00 |
| Accountant | 3.83 | 3.83 | 3.83 | 3.83 |
| **Total Fiscal Services Program** | **16.83** | **15.83** | **15.83** | **15.83** |

## PURCHASING

**Program: 006**

| | FY 2024 Actual | FY 2025 Actual | FY 2026 Adopted Budget | FY 2027 Recommended Budget |
|---|---|---|---|---|
| **Expenditures by Object** | | | | |
| 7100 Salaries & Wages | $262,054 | $280,223 | $295,529 | $307,311 |
| **Total Purchasing Program** | **$262,054** | **$280,223** | **$295,529** | **$307,311** |

| | | | | |
|---|---|---|---|---|
| **Positions** | | | | |
| Procurement Coordinator | 1.00 | 1.00 | 1.00 | 1.00 |
| Purchasing Specialist | 2.00 | 2.00 | 2.00 | 2.00 |
| **Total Purchasing Program** | **3.00** | **3.00** | **3.00** | **3.00** |

## INFORMATION TECHNOLOGY SERVICES

**Program: 007**

| | FY 2024 Actual | FY 2025 Actual | FY 2026 Adopted Budget | FY 2027 Recommended Budget |
|---|---|---|---|---|
| **Expenditures by Object** | | | | |
| 7100 Salaries & Wages | $282,207 | $296,355 | $310,190 | $327,151 |
| 7200 Contracted Services | 37,560 | 41,851 | 38,988 | 44,442 |
| 7300 Supplies & Materials | 113,402 | 28,980 | 120,363 | 160,865 |
| 7400 Other Charges | 8,649 | 5,531 | 7,959 | 8,230 |
| **Total Information Technology Services Program** | **$441,818** | **$372,717** | **$477,500** | **$540,688** |

| | | | | |
|---|---|---|---|---|
| **Positions** | | | | |
| Director | 1.00 | 1.00 | 1.00 | 1.00 |
| Supervisor | 1.00 | 1.00 | 1.00 | 1.00 |
| **Total Information Technology Services Program** | **2.00** | **2.00** | **2.00** | **2.00** |

## HUMAN RESOURCES

**Program: 008**

| | FY 2024 Actual | FY 2025 Actual | FY 2026 Adopted Budget | FY 2027 Recommended Budget |
|---|---|---|---|---|
| **Expenditures by Object** | | | | |
| 7100 Salaries & Wages | $1,084,047 | $1,207,764 | $1,397,034 | $1,459,210 |
| 7200 Contracted Services | 6,921 | 712 | 3,000 | 3,500 |
| 7300 Supplies & Materials | 9,971 | 13,733 | 41,102 | 41,560 |
| 7400 Other Charges | 51,443 | 53,315 | 59,800 | 62,250 |
| **Total Human Resources Program** | **$1,152,382** | **$1,275,524** | **$1,500,936** | **$1,566,520** |

| | | | | |
|---|---|---|---|---|
| **Positions** | | | | |
| Chief of Staff | 1.00 | 1.00 | 1.00 | 1.00 |
| Supervisor | 1.37 | 1.37 | 1.37 | 1.37 |
| Coordinator - SMASA | 0.00 | 0.00 | 0.00 | 1.00 |
| Coordinator - EASMC - 12M | 2.00 | 2.00 | 2.00 | 2.00 |
| Human Resources Generalist/Staffing Manager - 12M | 2.00 | 2.00 | 2.00 | 1.00 |
| Teacher/IRT 11M | 0.00 | 0.00 | 0.00 | 1.00 |
| Coordinator of New Hires - 11M | 0.00 | 0.00 | 1.00 | 0.00 |
| Administrative Assistant | 0.00 | 0.00 | 1.00 | 1.00 |
| Human Resources Assistant | 4.00 | 4.00 | 4.00 | 4.00 |
| **Total Human Resources Program** | **10.37** | **10.37** | **12.37** | **12.37** |

This page left blank intentionally

# *Summary of* Mid-Level Administration

**Unrestricted Fund: 10, 14**
**MSDE Category: 02**

## Mid-Level Administration

Activities which are designed to support district-wide, as well as school level instructional program activities. This includes the school-based Office of the Principal, as well as the Assistant Superintendent of Instruction, along with the Divisions of Instructional Technology, Elementary Schools/Title I; Secondary Schools/School Improvement; and Teaching, Learning and Professional Development.

| | FY 2024 Actual | FY 2025 Actual | FY 2026 Adopted Budget | FY 2027 Recommended Budget |
|---|---|---|---|---|
| **Summary of Expenditures by Program** | | | | |
| 020 Office of the Principal | $13,561,492 | $13,529,742 | $14,341,665 | $14,805,778 |
| 021 Office of the Principal - JAFCTC | 286,815 | 391,231 | 263,050 | 276,204 |
| 022 Instructional Admin. & Supervision | 6,289,805 | 6,830,825 | 6,689,542 | 6,735,030 |
| **Total Mid-Level Administration Category** | **$20,138,112** | **$20,751,798** | **$21,294,257** | **$21,817,012** |

| | | | | |
|---|---|---|---|---|
| **Summary of Expenditures by Object** | | | | |
| 7100 Salaries & Wages | $17,636,497 | $18,131,107 | $18,573,985 | $19,214,831 |
| 7200 Contracted Services | 1,489,229 | 1,813,775 | 1,947,383 | 1,864,103 |
| 7300 Supplies & Materials | 264,626 | 208,172 | 203,366 | 196,392 |
| 7400 Other Charges | 682,708 | 538,701 | 569,523 | 541,686 |
| 7500 Equipment | 65,052 | 60,043 | 0 | 0 |
| **Total Mid-Level Administration Category** | **$20,138,112** | **$20,751,798** | **$21,294,257** | **$21,817,012** |

| | | | | |
|---|---|---|---|---|
| **Summary of Positions by Program** | | | | |
| 020 Office of the Principal | 148.00 | 144.00 | 144.00 | 144.50 |
| 021 Office of the Principal - JAFCTC | 3.00 | 3.00 | 3.00 | 3.00 |
| 022 Instructional Admin. & Supervision | 38.66 | 40.06 | 39.66 | 39.65 |
| **Total Mid-Level Administration Category** | **189.66** | **187.06** | **186.66** | **187.15** |

Note: Includes Chesapeake Public Charter School

## OFFICE OF THE PRINCIPAL

**Program: 020**

| | FY 2024 Actual | FY 2025 Actual | FY 2026 Adopted Budget | FY 2027 Recommended Budget |
|---|---|---|---|---|
| **Expenditures by Object** | | | | |
| 7100 Salaries & Wages | $11,970,016 | $12,253,062 | $12,868,940 | $13,372,228 |
| 7200 Contracted Services | 46,616 | 24,137 | 92,398 | 85,310 |
| 7300 Supplies & Materials | 118,832 | 71,068 | 99,043 | 99,043 |
| 7400 Other Charges | 616,808 | 479,764 | 500,168 | 456,611 |
| **Total Office of the Principal Program** | **$12,752,272** | **$12,828,031** | **$13,560,549** | **$14,013,192** |

| | | | | |
|---|---|---|---|---|
| **Positions** | | | | |
| Principal | 25.00 | 25.00 | 25.00 | 25.00 |
| Assistant Principal -12 month | 11.00 | 9.00 | 9.00 | 9.00 |
| Assistant Principal - 11 month | 31.00 | 32.00 | 32.00 | 32.00 |
| Academic Dean | 1.00 | 0.00 | 0.00 | 0.00 |
| Secretary - 12 month | 36.00 | 34.00 | 34.00 | 34.00 |
| Secretary - 11 Month | 37.00 | 37.00 | 37.00 | 37.50 |
| **Total Office of the Principal Program** | **141.00** | **137.00** | **137.00** | **137.50** |

**Chesapeake Public Charter School (excluded from the above)**

| | | | | |
|---|---|---|---|---|
| **Expenditures by Object** | | | | |
| 7100 Salaries & Wages | $695,780 | $675,037 | $758,616 | $770,086 |
| 7200 Contracted Services | 16,601 | 17,589 | 19,000 | 19,000 |
| 7300 Supplies & Materials | 31,787 | 9,085 | 3,500 | 3,500 |
| 7500 Equipment | 65,052 | 0 | 0 | 0 |
| **Total Office of the Principal Program (CPCS)** | **$809,220** | **$701,711** | **$781,116** | **$792,586** |

| | | | | |
|---|---|---|---|---|
| **Positions** | | | | |
| Charter Director | 0.00 | 0.00 | 1.00 | 1.00 |
| Principal (Education Director) | 2.00 | 2.00 | 1.00 | 1.00 |
| Academic Dean | 2.00 | 2.00 | 2.00 | 2.00 |
| Accountant | 1.00 | 1.00 | 1.00 | 1.00 |
| Secretary (12 month) | 1.00 | 1.00 | 1.00 | 1.00 |
| Secretary (11 month) | 1.00 | 1.00 | 1.00 | 1.00 |
| **Total Office of the Principal Program (CPCS)** | **7.00** | **7.00** | **7.00** | **7.00** |

## OFFICE OF THE PRINCIPAL - JAFCTC

**Program: 021**

| | FY 2024 Actual | FY 2025 Actual | FY 2026 Adopted Budget | FY 2027 Recommended Budget |
|---|---|---|---|---|
| **Expenditures by Object** | | | | |
| 7100 Salaries & Wages | $284,889 | $329,589 | $260,755 | $273,909 |
| 7300 Supplies & Materials | 1,926 | 1,599 | 2,295 | 2,295 |
| 7500 Equipment | 0 | 60,043 | 0 | 0 |
| **Total Office of the Principal - JAFCTC Program** | **$286,815** | **$391,231** | **$263,050** | **$276,204** |

| | | | | |
|---|---|---|---|---|
| **Positions** | | | | |
| Principal | 1.00 | 1.00 | 1.00 | 1.00 |
| Secretary - 12 month | 1.00 | 1.00 | 1.00 | 1.00 |
| Secretary - 11 Month | 1.00 | 1.00 | 1.00 | 1.00 |
| **Total Office of the Principal - JAFCTC Program** | **3.00** | **3.00** | **3.00** | **3.00** |

## INSTRUCTIONAL ADMINISTRATION AND SUPERVISION

**Program: 022**

| | FY 2024 Actual | FY 2025 Actual | FY 2026 Adopted Budget | FY 2027 Recommended Budget |
|---|---|---|---|---|
| **Expenditures by Object** | | | | |
| 7100 Salaries & Wages | $4,685,812 | $4,873,419 | $4,685,674 | $4,798,608 |
| 7200 Contracted Services | 1,426,012 | 1,772,049 | 1,835,985 | 1,759,793 |
| 7300 Supplies & Materials | 112,081 | 126,420 | 98,528 | 91,554 |
| 7400 Other Charges | 65,900 | 58,937 | 69,355 | 85,075 |
| **Total Instructional Administration & Supervison Program** | **$6,289,805** | **$6,830,825** | **$6,689,542** | **$6,735,030** |

| | | | | |
|---|---|---|---|---|
| **Positions** | | | | |
| Deputy Superintendent of Schools | 1.00 | 1.00 | 1.00 | 1.00 |
| Director | 1.00 | 1.40 | 0.65 | 0.65 |
| Director/Accountability Officer II | 0.00 | 0.00 | 1.00 | 1.00 |
| Chief Academic Officer | 1.00 | 1.00 | 1.00 | 1.00 |
| Supervisor | 18.00 | 18.00 | 19.00 | 19.00 |
| Chief Strategic Officer | 1.00 | 1.00 | 0.00 | 0.00 |
| Chief of Equity, Engagement and Early Access | 0.65 | 0.65 | 0.00 | 0.00 |
| Coordinator EASMC-ESP | 2.00 | 1.00 | 1.00 | 1.00 |
| Coordinating / Administrative Assistant | 2.61 | 3.61 | 3.00 | 3.00 |
| Specialist | 0.40 | 0.40 | 0.40 | 0.00 |
| Secretary - 12 month | 5.00 | 4.00 | 4.61 | 5.00 |
| Central Cataloger | 0.00 | 1.00 | 1.00 | 1.00 |
| Programmer/Analyst/Webmaster | 4.00 | 5.00 | 5.00 | 5.00 |
| Program Assistant (Liaison) - 10 month | 1.00 | 1.00 | 1.00 | 1.00 |
| IT Project Coordinator | 1.00 | 1.00 | 1.00 | 1.00 |
| **Total Instructional Administration & Supervison Program** | **38.66** | **40.06** | **39.66** | **39.65** |

This page left blank intentionally

# *Summary of* Instructional Salaries

**Unrestricted Fund: 10, 14**
**MSDE Category: 03**
**Program: 030-320**

## Instructional Salaries and Wages

Activities which are school-based and are directly or supportively associated with teaching students. Staff included in this category are those who spend time in the classroom working directly with students, as well as media specialists, guidance counselors, and psychologists. Staff development for instructional personnel is included in the Instruction category.

| | FY 2024 Actual | FY 2025 Actual | FY 2026 Adopted Budget | FY 2027 Recommended Budget |
|---|---|---|---|---|
| **Summary of Expenditures by Location** | | | | |
| Schools | $94,206,668 | $97,896,416 | $101,957,422 | $104,947,029 |
| Instructional Departments | 1,523,063 | 1,505,748 | 1,864,306 | 2,425,850 |
| **Total Instructional Salaries Category** | **$95,729,731** | **$99,402,164** | **$103,821,728** | **$107,372,879** |
| | | | | |
| **Summary of Expenditures by Object** | | | | |
| 7100 Salaries & Wages | $95,729,731 | $99,402,164 | $103,821,728 | $107,372,879 |
| **Total Instructional Salaries Category** | **$95,729,731** | **$99,402,164** | **$103,821,728** | **$107,372,879** |

| | | | | |
|---|---|---|---|---|
| **Summary of Positions by Program** | | | | |
| 320 Psychologist | 13.00 | 13.00 | 13.00 | 12.00 |
| 320 Psychologist Intern | 1.00 | 1.00 | 1.00 | 1.00 |
| 290 Media Specialist | 27.40 | 27.40 | 27.40 | 27.40 |
| Var. Teacher | 987.90 | 977.90 | 953.90 | 944.40 |
| 150 Administrative Intern | 0.00 | 3.00 | 0.00 | 0.00 |
| 201 IRT - Environmental | 1.00 | 1.00 | 1.00 | 1.00 |
| 310 Guidance Counselor | 49.00 | 48.00 | 48.00 | 48.00 |
| 121 Program Manager - Online Learning | 1.00 | 1.00 | 1.00 | 1.00 |
| 172 College and Career Readiness Liaison | 11.00 | 11.00 | 11.00 | 11.00 |
| Var. Paraeducator | 108.00 | 109.00 | 111.00 | 108.00 |
| 211 Athletic Trainers | 0.00 | 0.00 | 0.00 | 3.00 |
| Var. Teacher/IRT 11M | 8.00 | 6.00 | 5.00 | 5.00 |
| Var. Teacher/IRT 12M | 3.00 | 3.00 | 3.00 | 3.00 |
| 101 Program Assistant | 1.00 | 1.00 | 1.00 | 1.00 |
| 290 Computer Support Specialist (School-based) | 7.00 | 7.00 | 7.00 | 7.00 |
| 185 ISIC Paraeducator | 10.00 | 10.00 | 10.00 | 10.50 |
| 290 Media Assistant | 11.94 | 11.94 | 11.94 | 10.94 |
| 290 Media Clerk - 10 month | 3.00 | 3.00 | 3.00 | 3.00 |
| **Total Instructional Salaries Category** | **1,243.24** | **1,234.24** | **1,208.24** | **1,197.24** |

## ALL SCHOOLS

**Program: 030-320**

**Locations: 0101 to 3200 (Excluding CPCS)**

| | FY 2024 Actual | FY 2025 Actual | FY 2026 Adopted Budget | FY 2027 Recommended Budget |
|---|---|---|---|---|
| **Expenditures by Object** | | | | |
| 7100 Salaries & Wages | $91,137,487 | $94,694,313 | $98,626,140 | $101,505,561 |
| **Total Instructional Salaries - All Schools** | **$91,137,487** | **$94,694,313** | **$98,626,140** | **$101,505,561** |

| | | | | |
|---|---|---|---|---|
| **Positions** | | | | |
| Psychologist | 0.00 | 3.00 | 3.00 | 3.00 |
| Psychologist - 11M | 0.00 | 8.00 | 8.00 | 7.00 |
| Media Specialist | 26.40 | 26.40 | 26.40 | 26.00 |
| Teacher - Pre-School & Pre-K (separated from K in FY23) | 25.00 | 25.00 | 26.00 | 26.00 |
| Teacher - Kindergarten | 56.00 | 56.00 | 56.00 | 58.00 |
| Teacher - Elementary School | 393.00 | 390.00 | 365.00 | 357.90 |
| Teacher - Middle School | 193.50 | 188.50 | 188.50 | 185.50 |
| Teacher - High School | 225.90 | 228.90 | 229.90 | 228.50 |
| Teacher -Environmental IRT (12M) | 1.00 | 1.00 | 1.00 | 1.00 |
| Teacher - In-school Intervention/Behavioral | 7.00 | 7.00 | 7.00 | 7.00 |
| Teacher - Virtual Academy | 13.00 | 5.00 | 5.00 | 5.00 |
| Teacher - Career and Technology | 26.50 | 26.50 | 26.50 | 26.50 |
| Teacher - ESOL | 0.00 | 14.00 | 14.00 | 14.00 |
| Administrative Intern | 0.00 | 3.00 | 0.00 | 0.00 |
| Guidance Counselor | 48.00 | 47.00 | 47.00 | 47.00 |
| Program Manager - Online Learning | 1.00 | 1.00 | 1.00 | 1.00 |
| College and Career Readiness Liaison/Career Advisor | 11.00 | 11.00 | 11.00 | 11.00 |
| Paraeducator - Pre-School & Pre-K (separated from K in FY23) | 50.00 | 50.00 | 52.00 | 52.00 |
| Paraeducator | 55.00 | 56.00 | 56.00 | 53.00 |
| Athletic Trainers | 0.00 | 0.00 | 0.00 | 3.00 |
| Teacher/IRT 11M | 4.00 | 4.00 | 4.00 | 4.00 |
| Teacher/IRT 12M | 3.00 | 3.00 | 3.00 | 3.00 |
| Computer Support Specialist (School-based) | 7.00 | 7.00 | 7.00 | 7.00 |
| ISIC Paraeducator | 10.00 | 10.00 | 10.00 | 10.50 |
| Media Assistant | 11.94 | 11.94 | 11.94 | 10.94 |
| Media Clerk - 10 month | 3.00 | 3.00 | 3.00 | 3.00 |
| **Total Instructional FTEs - All Schools** | **1,171.24** | **1,186.24** | **1,162.24** | **1,150.84** |

## INSTRUCTIONAL DEPARTMENTS AND CHESAPEAKE PUBLIC CHARTER SCHOOL

**Program: 030-320**
**Locations: 0813 & 7101-8601**

| | FY 2024 Actual | FY 2025 Actual | FY 2026 Adopted Budget | FY 2027 Recommended Budget |
|---|---|---|---|---|
| **Expenditures by Object** | | | | |
| 7100 Salaries & Wages | $1,523,063 | $1,505,748 | $1,864,306 | $2,425,850 |
| **Departments** | **$1,523,063** | **$1,505,748** | **$1,864,306** | **$2,425,850** |

| | | | | |
|---|---|---|---|---|
| **Positions** | | | | |
| Psychologist 10M | 4.00 | 1.00 | 0.00 | 0.00 |
| Psychologist 11M | 9.00 | 1.00 | 2.00 | 2.00 |
| Psychologist Intern | 1.00 | 1.00 | 1.00 | 1.00 |
| Media Specialist | 0.00 | 0.00 | 0.00 | 0.40 |
| Teacher - ESOL | 11.00 | 0.00 | 0.00 | 0.00 |
| Teacher | 0.00 | 0.00 | 0.00 | 0.50 |
| Instructional Resource Teacher | 1.00 | 1.00 | 1.00 | 1.00 |
| Instructional Resource Teacher - 11M | 4.00 | 2.00 | 1.00 | 1.00 |
| Program Assistant (Environmental) | 1.00 | 1.00 | 1.00 | 1.00 |
| **Departments** | **31.00** | **7.00** | **6.00** | **6.90** |

**Chesapeake Public Charter School (CPCS) - (excluded from above)**

| | | | | |
|---|---|---|---|---|
| **Expenditures by Object** | | | | |
| 7100 Salaries & Wages | $3,069,181 | $3,202,103 | $3,331,282 | $3,441,468 |
| **Total Instructional Salaries (CPCS)** | **$3,069,181** | **$3,202,103** | **$3,331,282** | **$3,441,468** |

| | | | | |
|---|---|---|---|---|
| **Positions** | | | | |
| Media Specialist | 1.00 | 1.00 | 1.00 | 1.00 |
| Teacher - Kindergarten | 3.00 | 3.00 | 3.00 | 3.00 |
| Teacher - Elementary School | 16.00 | 16.00 | 15.00 | 16.00 |
| Teacher - Middle School | 9.00 | 9.00 | 9.00 | 8.00 |
| Teacher - Unified Arts | 6.00 | 6.00 | 6.00 | 5.50 |
| Teacher - Foreign Language | 2.00 | 2.00 | 2.00 | 2.00 |
| Guidance Counselor | 1.00 | 1.00 | 1.00 | 1.00 |
| Kindergarten Paraeducator | 3.00 | 3.00 | 3.00 | 3.00 |
| **Total Instructional FTEs (CPCS)** | **41.00** | **41.00** | **40.00** | **39.50** |

# *Summary of* Instructional Textbooks and Supplies

**Unrestricted Fund: 10, 14**
**MSDE Category: 04**
**Program: 007 TO 320**
**Locations: 0101 to 3200 & 7200 to 8700**

**Instructional Textbooks and Supplies**
Costs incurred to provide instructional materials and supplies to the student centered instructional program.

| | FY 2024 Actual | FY 2025 Actual | FY 2026 Adopted Budget | FY 2027 Recommended Budget |
|---|---|---|---|---|
| **Summary of Expenditures by Object** | | | | |
| 7300 Supplies and Materials | $6,184,901 | $6,937,743 | $5,491,364 | $6,126,325 |
| **Total Instructional Textbooks & Supplies Category** | **$6,184,901** | **$6,937,743** | **$5,491,364** | **$6,126,325** |

Note: Includes Chesapeake Public Charter School

## SCHOOLS / CENTRAL OFFICE / INSTRUCTIONAL DIVISIONS / STRATEGIC PLANNING / CHESAPEAKE PUBLIC CHARTER SCHOOL

**Program: 007 TO 320**
**Locations: 0101 to 3200 & 7200 to 8700**

| | FY 2024 Actual | FY 2025 Actual | FY 2026 Adopted Budget | FY 2027 Recommended Budget |
|---|---|---|---|---|
| **Expenditures by Object** | | | | |
| 7300 Supplies and Materials | $3,767,914 | $5,589,396 | $1,452,579 | $1,593,543 |
| **Total Instructional Textbooks & Supplies - Schools** | **$3,767,914** | **$5,589,396** | **$1,452,579** | **$1,593,543** |

| | | | | |
|---|---|---|---|---|
| **Expenditures by Object** | | | | |
| 7300 Supplies and Materials | $2,358,397 | $1,262,684 | $3,955,505 | $4,368,782 |
| **Total Instructional Textbooks & Supplies - Instructional Divisions and Strategic Planning** | **$2,358,397** | **$1,262,684** | **$3,955,505** | **$4,368,782** |

**Chesapeake Public Charter School (excluded from the above)**

| | | | | |
|---|---|---|---|---|
| **Expenditures by Object** | | | | |
| 7300 Supplies and Materials | $58,590 | $85,663 | $83,280 | $164,000 |
| **Total Instruc. Textbooks & Supplies (CPCS)** | **$58,590** | **$85,663** | **$83,280** | **$164,000** |

# *Summary of* Other Instructional Costs

**Unrestricted Fund: 10, 14**
**MSDE Category: 05**
**Program: 007 to 300**
**Locations: 0303 to 3200 & 7201 to 8700**

## Other Instructional Costs

Costs of activities which are school-based and support the delivery of the instructional program, other than textbooks and supplies, which are a separate category.

| | FY 2024 Actual | FY 2025 Actual | FY 2026 Adopted Budget | FY 2027 Recommended Budget |
|---|---|---|---|---|
| **Summary of Expenditures by Object** | | | | |
| 7200 Contracted Services | $1,201,904 | $1,293,568 | $1,809,107 | $1,472,888 |
| 7400 Other Charges | 331,373 | 275,186 | 367,315 | 407,979 |
| 7500 Equipment | 69,631 | 76,782 | 80,900 | 26,939 |
| 7900 Transfers | 495,350 | 283,493 | 445,000 | 447,087 |
| **Total Other Instructional Costs Category** | **$2,098,258** | **$1,929,029** | **$2,702,322** | **$2,354,893** |

## SCHOOLS / INSTRUCTIONAL DEPARTMENTS / CHESAPEAKE PUBLIC CHARTER SCHOOL

**Program: 007 TO 300**

**Locations: 0101 to 3200 & 7201 to 8700**

| | FY 2024 Actual | FY 2025 Actual | FY 2026 Adopted Budget | FY 2027 Recommended Budget |
|---|---|---|---|---|
| **Expenditures by Object** | | | | |
| 7200 Contracted Services | $523,651 | $527,757 | $681,362 | $369,479 |
| 7400 Other Charges | 34,368 | 19,919 | 27,326 | 23,526 |
| 7500 Equipment | 69,631 | 76,782 | 80,900 | 26,939 |
| 7900 Transfers | 321,074 | 167,998 | 250,000 | 250,000 |
| **Total Other Instructional Costs - Schools** | **$948,724** | **$792,456** | **$1,039,588** | **$669,944** |

| | | | | |
|---|---|---|---|---|
| **Expenditures by Object** | | | | |
| 7200 Contracted Services | $678,253 | $765,811 | $1,127,745 | $1,103,409 |
| 7400 Other Charges | 296,668 | 254,827 | 337,989 | 382,453 |
| 7900 Transfers | 174,276 | 115,495 | 195,000 | 197,087 |
| **Total Other Instructional Costs - Instructional Departments** | **$1,149,197** | **$1,136,133** | **$1,660,734** | **$1,682,949** |

| | | | | |
|---|---|---|---|---|
| **Chesapeake Public Charter School (excluded from the above)** | | | | |
| **Expenditures by Object** | | | | |
| 7200 Contracted Services | $0 | $0 | $0 | $0 |
| 7400 Other Charges | 337 | 440 | 2,000 | 2,000 |
| 7500 Equipment | 0 | 0 | 0 | 0 |
| **Total Other Instructional Costs (CPCS)** | **$337** | **$440** | **$2,000** | **$2,000** |

This page left blank intentionally

# *Summary of* **Special Education**

**Unrestricted Fund: 10, 14**
**MSDE Category: 06**
**Program: 801 to 871**

## Special Education

Activities which directly or supportively deal with providing educational opportunities to students with physical, emotional, intellectual or other special needs. In addition to instruction and special needs staff, this includes office staff and special facilities.

| | FY 2024 Actual | FY 2025 Actual | FY 2026 Adopted Budget | FY 2027 Recommended Budget |
|---|---|---|---|---|
| **Summary of Expenditures by Location** | | | | |
| Schools | $14,964,152 | $16,359,795 | $17,903,450 | $19,048,116 |
| Special Education Department | 6,762,461 | 8,166,498 | 8,047,584 | 8,756,701 |
| **Total Special Education Category** | **$21,726,613** | **$24,526,293** | **$25,951,034** | **$27,804,817** |

| | | | | |
|---|---|---|---|---|
| **Summary of Expenditures by Object** | | | | |
| 7100 Salaries & Wages | $17,821,801 | $19,298,344 | $21,299,160 | $22,616,754 |
| 7200 Contracted Services | 1,848,719 | 2,219,442 | 1,940,609 | 1,959,905 |
| 7300 Supplies & Materials | 64,018 | 146,551 | 81,501 | 124,901 |
| 7400 Other Charges | 96,332 | 73,407 | 63,900 | 72,257 |
| 7900 Transfers | 1,895,743 | 2,788,549 | 2,565,864 | 3,031,000 |
| **Total Special Education Category** | **$21,726,613** | **$24,526,293** | **$25,951,034** | **$27,804,817** |

| | | | | |
|---|---|---|---|---|
| **Summary of Positions by Program** | | | | |
| 851 Director | 1.00 | 1.00 | 1.00 | 1.00 |
| 801 Assistant Principal | 1.00 | 1.00 | 1.00 | 1.00 |
| 851 Supervisor | 6.00 | 7.00 | 7.00 | 7.00 |
| 851 Coordinator - SMASA | 0.00 | 0.00 | 0.00 | 1.00 |
| 851 Coordinator - EASMC/CEASMC 11M | 1.00 | 1.00 | 1.00 | 1.00 |
| 851 Coordinator - EASMC/CEASMC 12M | 1.00 | 1.00 | 1.00 | 1.00 |
| 801 Special Education Teacher | 133.67 | 144.27 | 137.67 | 138.67 |
| 801 Special Education Teacher - PreK | 2.00 | 2.00 | 2.00 | 2.00 |
| 801 Sign Language Interpreter | 2.00 | 2.00 | 2.00 | 2.00 |
| 851 Board Certified Behavioral Analyst | 1.00 | 1.00 | 1.00 | 1.00 |
| 801 Audiologist | 0.50 | 0.50 | 0.50 | 0.50 |
| 801 Occupational Therapist | 4.00 | 3.00 | 3.00 | 3.00 |
| 801 Physical Therapist | 1.40 | 2.40 | 2.40 | 2.40 |
| 801 Speech Language Pathologist | 12.30 | 11.30 | 10.90 | 10.90 |
| 801 Vision Specialist | 0.00 | 0.00 | 1.00 | 1.00 |
| 851 Program Manager | 1.00 | 1.00 | 1.00 | 1.00 |
| 801 Specialist | 2.00 | 2.00 | 2.00 | 2.00 |
| 801 Special Education Paraeducator | 107.00 | 107.00 | 111.00 | 114.00 |
| 801 Special Education Paraeducator (PreK) | 4.00 | 4.00 | 4.00 | 4.00 |
| 801 Instructional Resource Teacher (IRT) | 1.60 | 1.60 | 10.60 | 11.60 |
| Var Teacher/IRT 11M | 10.00 | 10.00 | 10.00 | 9.00 |
| Var Secretary | 4.00 | 4.00 | 4.00 | 4.00 |
| **Total Special Education Category** | **296.47** | **307.07** | **314.07** | **319.07** |

Note: Includes Chesapeake Public Charter School

## SCHOOLS

**Program: 801 to 871**

**Locations: 0101 to 3200 & 7500**

| | FY 2024 Actual | FY 2025 Actual | FY 2026 Adopted Budget | FY 2027 Recommended Budget |
|---|---|---|---|---|
| **Expenditures by Object** | | | | |
| 7100 Salaries & Wages | $14,445,849 | $15,810,992 | $17,306,391 | $18,484,245 |
| 7200 Contracted Services | 0 | 0 | 0 | 0 |
| 7300 Supplies & Materials | 35,714 | 36,780 | 42,901 | 42,901 |
| **Total Special Education - Schools** | **$14,481,563** | **$15,847,772** | **$17,349,292** | **$18,527,146** |

| | | | | |
|---|---|---|---|---|
| **Positions** | | | | |
| Supervisor | 0.00 | 1.00 | 1.00 | 1.00 |
| Assistant Principal | 1.00 | 1.00 | 1.00 | 1.00 |
| Teacher - Elementary School | 54.17 | 57.17 | 58.17 | 59.17 |
| Teacher - Elementary School - PreK | 2.00 | 2.00 | 2.00 | 2.00 |
| Teacher - Middle School | 34.00 | 38.00 | 35.00 | 35.00 |
| Teacher - High School | 37.00 | 41.60 | 37.00 | 37.00 |
| Teacher - Virtual Academy | 2.00 | 1.00 | 1.00 | 1.00 |
| Teacher - Career and Technology | 2.50 | 2.50 | 2.50 | 2.50 |
| Instructional Resource Teacher (IEP Chair) | 0.00 | 0.00 | 9.00 | 9.00 |
| Teacher/IRT 11M | 5.00 | 5.00 | 5.00 | 5.00 |
| Occupational Therapist | 0.00 | 2.00 | 2.00 | 2.00 |
| Speech Language Pathologist 10M | 0.00 | 6.70 | 7.60 | 8.30 |
| Speech Language Pathologist 11M | 0.00 | 0.00 | 0.00 | 1.00 |
| Paraeducator | 104.00 | 104.00 | 108.00 | 111.00 |
| Paraeducator - PreK | 4.00 | 4.00 | 4.00 | 4.00 |
| Secretary - Office of Principal | 2.00 | 2.00 | 2.00 | 2.00 |
| **Total Special Education - Schools** | **247.67** | **267.97** | **275.27** | **280.97** |

## INSTRUCTIONAL ADMINISTRATION / CHESAPEAKE PUBLIC CHARTER SCHOOL

**Program: 801 to 871**

**Locations: 0101 to 3200 & 7500**

| | FY 2024 Actual | FY 2025 Actual | FY 2026 Adopted Budget | FY 2027 Recommended Budget |
|---|---|---|---|---|
| **Expenditures by Object** | | | | |
| 7100 Salaries & Wages | $2,961,725 | $3,041,161 | $3,524,611 | $3,697,539 |
| 7200 Contracted Services | 1,783,328 | 2,159,160 | 1,861,609 | 1,880,905 |
| 7300 Supplies & Materials | 25,333 | 104,221 | 31,600 | 75,000 |
| 7400 Other Charges | 96,332 | 73,407 | 63,900 | 72,257 |
| 7900 Transfers | 1,895,743 | 2,788,549 | 2,565,864 | 3,031,000 |
| **Total Special Education - Instructional Administration** | **$6,762,461** | **$8,166,498** | **$8,047,584** | **$8,756,701** |

| | | | | |
|---|---|---|---|---|
| **Positions** | | | | |
| Director | 1.00 | 1.00 | 1.00 | 1.00 |
| Supervisor | 6.00 | 6.00 | 6.00 | 6.00 |
| Coordinator - SMASA | 0.00 | 0.00 | 0.00 | 1.00 |
| Coordinator - EASMC/CEASMC - 11M | 1.00 | 1.00 | 1.00 | 1.00 |
| Coordinator - EASMC/CEASMC - 12M | 1.00 | 1.00 | 1.00 | 1.00 |
| Teacher | 1.00 | 1.00 | 1.00 | 1.00 |
| Board Certified Behavioral Analyst | 1.00 | 1.00 | 1.00 | 1.00 |
| Audiologist | 0.50 | 0.50 | 0.50 | 0.50 |
| Sign Language Interpreter | 2.00 | 2.00 | 2.00 | 2.00 |
| Occupational Therapist | 4.00 | 1.00 | 1.00 | 1.00 |
| Physical Therapist 10M | 0.40 | 1.40 | 1.40 | 1.40 |
| Physical Therapist 11M | 1.00 | 1.00 | 1.00 | 1.00 |
| Speech Language Pathologist 10M | 10.30 | 3.60 | 2.30 | 1.60 |
| Speech Language Pathologist 11M | 2.00 | 1.00 | 1.00 | 0.00 |
| Vision Specialist/Teacher for the Visually Impaired | 0.00 | 0.00 | 1.00 | 1.00 |
| Program Manager | 1.00 | 1.00 | 1.00 | 1.00 |
| Specialist | 2.00 | 2.00 | 2.00 | 2.00 |
| Instructional Resource Teacher (IRT) | 1.60 | 1.60 | 1.60 | 1.60 |
| Teacher/IRT 11M | 4.00 | 4.00 | 4.00 | 4.00 |
| Secretary | 2.00 | 2.00 | 2.00 | 2.00 |
| **Total Special Education - Instructional Administration** | **41.80** | **32.10** | **31.80** | **31.10** |

**Chesapeake Public Charter School (excluded from the above)**

| | | | | |
|---|---|---|---|---|
| **Expenditures by Object** | | | | |
| 7100 Salaries & Wages | $414,227 | $446,191 | $468,158 | $434,970 |
| 7200 Contracted Services | 65,391 | 60,282 | 79,000 | 79,000 |
| 7300 Supplies and Materials | 2,971 | 5,550 | 7,000 | 7,000 |
| 7400 Other Charges | 0 | 0 | 0 | 0 |
| **Total Special Education (CPCS)** | **$482,589** | **$512,023** | **$554,158** | **$520,970** |

| | | | | |
|---|---|---|---|---|
| **Positions** | | | | |
| Teacher - Special Education | 3.00 | 3.00 | 3.00 | 3.00 |
| Instructional Resource Teacher - IEP Facilitator | 0.00 | 0.00 | 0.00 | 1.00 |
| Teacher 11M - Special Education | 1.00 | 1.00 | 1.00 | 0.00 |
| Special Education Paraeducator | 3.00 | 3.00 | 3.00 | 3.00 |
| **Total Special Education (CPCS)** | **7.00** | **7.00** | **7.00** | **7.00** |

# *Summary of* Student Personnel Services

**Unrestricted Fund: 10, 14**
**MSDE Category: 07**
**Program: 520**

**Student Personnel Services**
Activities designed to improve pupil attendance at school and prevent or solve pupil problems in the home, school and the community.

| | FY 2024 Actual | FY 2025 Actual | FY 2026 Adopted Budget | FY 2027 Recommended Budget |
|---|---|---|---|---|
| **Summary of Expenditures by Location** | | | | |
| School (CPCS) | $2,104 | $4,072 | $4,120 | $4,120 |
| Student Personnel Services | 1,640,247 | 1,877,076 | 1,858,860 | 1,903,647 |
| **Total Student Personnel Services Category** | **$1,642,351** | **$1,881,148** | **$1,862,980** | **$1,907,767** |

| | | | | |
|---|---|---|---|---|
| **Summary of Expenditures by Object** | | | | |
| 7100 Salaries & Wages | $1,544,745 | $1,755,744 | $1,796,446 | $1,855,628 |
| 7200 Contracted Services | 20,139 | 14,414 | 25,000 | 16,000 |
| 7300 Supplies & Materials | 69,632 | 107,801 | 20,734 | 31,453 |
| 7400 Other Charges | 7,835 | 3,189 | 20,800 | 4,686 |
| **Total Student Personnel Services Category** | **$1,642,351** | **$1,881,148** | **$1,862,980** | **$1,907,767** |

| | | | | |
|---|---|---|---|---|
| **Summary of Positions by Program** | | | | |
| 520 Director | 1.00 | 1.00 | 1.00 | 1.00 |
| 520 Supervisor | 3.00 | 3.00 | 3.00 | 3.00 |
| 520 Coordinator - SMASA | 1.00 | 1.00 | 1.00 | 1.00 |
| 520 Pupil Personnel Worker - 10 month | 5.00 | 5.00 | 5.00 | 5.00 |
| 520 Social Worker | 0.00 | 1.00 | 1.00 | 1.00 |
| 520 Pupil Personnel Worker - 12 month | 1.00 | 1.00 | 1.00 | 1.00 |
| 520 Interagency Liaison | 0.60 | 0.60 | 0.60 | 0.60 |
| 520 Secretary | 4.00 | 4.00 | 4.00 | 4.00 |
| **Total Student Personnel Services Category** | **15.60** | **16.60** | **16.60** | **16.60** |

Note: Includes Chesapeake Public Charter School

## STUDENT PERSONNEL SERVICES DEPARTMENT / CHESAPEAKE PUBLIC CHARTER SCHOOL

**Program: 520**
**Location: 7101 AND 0813**

| | FY 2024 Actual | FY 2025 Actual | FY 2026 Adopted Budget | FY 2027 Recommended Budget |
|---|---|---|---|---|
| **Expenditures by Object** | | | | |
| 7100 Salaries & Wages | $1,542,641 | $1,751,672 | $1,792,326 | $1,851,508 |
| 7200 Contracted Services | 20,139 | 14,414 | 25,000 | 16,000 |
| 7300 Supplies & Materials | 69,632 | 107,801 | 20,734 | 31,453 |
| 7400 Other Charges | 7,835 | 3,189 | 20,800 | 4,686 |
| **Total Student Personnel Services Department** | **$1,640,247** | **$1,877,076** | **$1,858,860** | **$1,903,647** |

| | | | | |
|---|---|---|---|---|
| **Positions** | | | | |
| Director | 1.00 | 1.00 | 1.00 | 1.00 |
| Supervisor | 3.00 | 3.00 | 3.00 | 3.00 |
| Coordinator - SMASA | 1.00 | 1.00 | 1.00 | 1.00 |
| Pupil Personnel Worker - 10 month | 5.00 | 5.00 | 5.00 | 5.00 |
| Social Worker | 0.00 | 1.00 | 1.00 | 1.00 |
| Pupil Personnel Worker - 12 month | 1.00 | 1.00 | 1.00 | 1.00 |
| Interagency Liaison | 0.60 | 0.60 | 0.60 | 0.60 |
| Secretary | 4.00 | 4.00 | 4.00 | 4.00 |
| **Total Student Personnel Services Department** | **15.60** | **16.60** | **16.60** | **16.60** |

**Chesapeake Public Charter School (excluded from the above)**

| | | | | |
|---|---|---|---|---|
| **Expenditures by Object** | | | | |
| 7100 Salaries & Wages | $2,104 | $4,072 | $4,120 | $4,120 |
| **Total Student Personnel Services (CPCS)** | **$2,104** | **$4,072** | **$4,120** | **$4,120** |

| | | | | |
|---|---|---|---|---|
| **Positions** | | | | |
| **Total Student Personnel Services (CPCS)** | **0.00** | **0.00** | **0.00** | **0.00** |

# *Summary of* Student Health Services

**Unrestricted Fund: 10, 14**
**MSDE Category: 08**
**Program: 550**

## Health Services

This category's activities provide students with appropriate physical and mental health services.

| | FY 2024 Actual | FY 2025 Actual | FY 2026 Adopted Budget | FY 2027 Recommended Budget |
|---|---|---|---|---|
| **Summary of Expenditures by Location** | | | | |
| Schools | $2,556,364 | $2,758,821 | $3,077,882 | $3,220,406 |
| Student Health Services | 467,612 | 390,748 | 517,360 | 542,798 |
| **Total Student Health Services Category** | **$3,023,976** | **$3,149,569** | **$3,595,242** | **$3,763,204** |

| | | | | |
|---|---|---|---|---|
| **Summary of Expenditures by Object** | | | | |
| 7100 Salaries & Wages | $2,908,669 | $3,103,495 | $3,522,652 | $3,687,082 |
| 7200 Contracted Services | 2,092 | 40 | 14,019 | 15,194 |
| 7300 Supplies & Materials | 103,060 | 44,661 | 56,171 | 59,283 |
| 7400 Other Charges | 1,795 | 1,373 | 2,400 | 1,645 |
| 7500 Equipment | 8,360 | 0 | 0 | 0 |
| **Total Student Health Services Category** | **$3,023,976** | **$3,149,569** | **$3,595,242** | **$3,763,204** |

| | | | | |
|---|---|---|---|---|
| **Summary of Positions by Program** | | | | |
| 550 Supervisor | 2.00 | 2.00 | 2.00 | 2.00 |
| 550 Licensed Practical Nurse (LPN) | 2.00 | 1.00 | 1.00 | 1.00 |
| 550 Registered Nurse (RN) - 11M | 1.00 | 1.00 | 1.00 | 1.00 |
| 550 Registered Nurse (RN) | 31.00 | 34.00 | 35.00 | 36.00 |
| **Total Student Health Services Category** | **36.00** | **38.00** | **39.00** | **40.00** |

Note: Includes Chesapeake Public Charter School

## SCHOOLS / STUDENT HEALTH SERVICES DEPARTMENT / CHESAPEAKE PUBLIC CHARTER SCHOOL

**Program: 550**
**Locations: 0101 to 3200 & 7101**

| | FY 2024 Actual | FY 2025 Actual | FY 2026 Adopted Budget | FY 2027 Recommended Budget |
|---|---|---|---|---|
| **Expenditures by Object** | | | | |
| 7100 Salaries & Wages | $2,433,415 | $2,649,844 | $2,960,773 | $3,098,118 |
| 7300 Supplies & Materials | 43,508 | 17,409 | 20,248 | 20,248 |
| **Total Student Health Services - Schools** | **$2,476,923** | **$2,667,253** | **$2,981,021** | **$3,118,366** |

| | | | | |
|---|---|---|---|---|
| **Positions** | | | | |
| Licensed Practical Nurse (LPN) | 2.00 | 1.00 | 1.00 | 1.00 |
| Registered Nurse (RN) - 11M | 1.00 | 1.00 | 1.00 | 1.00 |
| Registered Nurse (RN) | 30.00 | 33.00 | 34.00 | 35.00 |
| **Total Student Health Services - Schools** | **33.00** | **35.00** | **36.00** | **37.00** |

| | | | | |
|---|---|---|---|---|
| **Expenditures by Object** | | | | |
| 7100 Salaries & Wages | $396,584 | $362,588 | $465,818 | $488,364 |
| 7200 Contracted Services | 2,092 | 40 | 14,019 | 15,194 |
| 7300 Supplies & Materials | 58,781 | 26,747 | 35,123 | 37,595 |
| 7400 Other Charges | 1,795 | 1,373 | 2,400 | 1,645 |
| 7500 Equipment | 8,360 | 0 | 0 | 0 |
| **Total Student Health Services Department** | **$467,612** | **$390,748** | **$517,360** | **$542,798** |

| | | | | |
|---|---|---|---|---|
| **Positions** | | | | |
| Supervisor | 2.00 | 2.00 | 2.00 | 2.00 |
| **Total Student Health Services Department** | **2.00** | **2.00** | **2.00** | **2.00** |

**Chesapeake Public Charter School (excluded from the above)**

| | | | | |
|---|---|---|---|---|
| **Expenditures by Object** | | | | |
| 7100 Salaries & Wages | $78,670 | $91,063 | $96,061 | $100,600 |
| 7300 Supplies & Materials | 771 | 505 | 800 | 1,440 |
| **Total Student Health Services (CPCS)** | **$79,441** | **$91,568** | **$96,861** | **$102,040** |

| | | | | |
|---|---|---|---|---|
| **Positions** | | | | |
| Registered Nurse (RN) | 1.00 | 1.00 | 1.00 | 1.00 |
| **Total Student Health Services (CPCS)** | **1.00** | **1.00** | **1.00** | **1.00** |

# *Summary of* **Student Transportation**

**Unrestricted Fund: 10, 14**
**MSDE Category: 09**
**Programs: 101, 126, 153 and 601 to 622**

## Student Transportation

Activities concerned with the conveyance of students between home and school and for school activities, including vehicle operation services, monitoring services, vehicle servicing, and maintenance services.

| | FY 2024 Actual | FY 2025 Actual | FY 2026 Adopted Budget | FY 2027 Recommended Budget |
|---|---|---|---|---|
| **Summary of Expenditures by Location** | | | | |
| Schools | $323,490 | $383,300 | $413,300 | $452,100 |
| Student Transportation Services | 22,381,762 | 24,015,287 | 25,283,813 | 26,321,190 |
| **Total Student Transportation Category** | **$22,705,252** | **$24,398,587** | **$25,697,113** | **$26,773,290** |

| | | | | | |
|---|---|---|---|---|---|
| **Summary of Expenditures by Object** | | | | | |
| 7100 | Salaries & Wages | $1,559,687 | $1,605,496 | $1,777,456 | $1,851,130 |
| 7200 | Contracted Services | 20,116,403 | 21,802,407 | 22,824,125 | 23,725,277 |
| 7300 | Supplies & Materials | 219,059 | 185,312 | 200,800 | 244,234 |
| 7400 | Other Charges | 810,103 | 707,587 | 894,732 | 842,649 |
| 7500 | Equipment | 0 | 97,785 | 0 | 110,000 |
| **Total Student Transportation Category** | | **$22,705,252** | **$24,398,587** | **$25,697,113** | **$26,773,290** |

| | | | | | |
|---|---|---|---|---|---|
| **Summary of Positions by Program** | | | | | |
| 601 | Assistant Superintendent of Supporting Services | 0.20 | 0.20 | 0.00 | 0.00 |
| 601 | Chief Operating Officer | 0.00 | 0.00 | 0.20 | 0.20 |
| 601 | Director | 1.00 | 1.00 | 1.00 | 1.00 |
| 601 | Supervisor | 1.00 | 1.00 | 1.00 | 1.00 |
| 601 | Administrative Assistant | 0.20 | 0.20 | 0.20 | 0.20 |
| 601 | Transportation Specialist | 2.00 | 2.00 | 2.00 | 2.00 |
| 601 | Transportation Analyst | 1.00 | 1.00 | 1.00 | 1.00 |
| 601 | Secretary | 1.60 | 1.60 | 2.00 | 2.00 |
| 601 | Driver Trainer (Bus) | 2.00 | 2.00 | 2.00 | 2.00 |
| 602 | Bus Assistant | 6.00 | 6.00 | 6.00 | 6.00 |
| 602 | Bus Driver | 11.00 | 10.00 | 10.00 | 10.00 |
| **Total Student Transportation Category** | | **26.00** | **25.00** | **25.40** | **25.40** |

Note: Includes Chesapeake Public Charter School

## STUDENT TRANSPORTATION DEPARTMENT / CHESAPEAKE PUBLIC CHARTER SCHOOL

**Programs: 101, 126, 153 and 601 to 622**
**Locations: 7201, 7204 and 7700**

| | FY 2024 Actual | FY 2025 Actual | FY 2026 Adopted Budget | FY 2027 Recommended Budget |
|---|---|---|---|---|
| **Expenditures by Object** | | | | |
| 7100 Salaries & Wages | $1,559,687 | $1,605,496 | $1,777,456 | $1,851,130 |
| 7200 Contracted Services | 19,792,913 | 21,419,107 | 22,410,825 | 23,273,177 |
| 7300 Supplies & Materials | 219,059 | 185,312 | 200,800 | 244,234 |
| 7400 Other Charges | 810,103 | 707,587 | 894,732 | 842,649 |
| 7500 Equipment | 0 | 97,785 | 0 | 110,000 |
| **Total Student Transportation Department** | **$22,381,762** | **$24,015,287** | **$25,283,813** | **$26,321,190** |

| | | | | |
|---|---|---|---|---|
| **Positions** | | | | |
| Assistant Superintendent of Supporting Services | 0.20 | 0.20 | 0.00 | 0.00 |
| Chief Operating Officer | 0.00 | 0.00 | 0.20 | 0.20 |
| Director | 1.00 | 1.00 | 1.00 | 1.00 |
| Supervisor | 1.00 | 1.00 | 1.00 | 1.00 |
| Administrative Assistant | 0.20 | 0.20 | 0.20 | 0.20 |
| Bus Assistant | 6.00 | 6.00 | 6.00 | 6.00 |
| Analyst | 1.00 | 1.00 | 1.00 | 1.00 |
| Transportation Specialist | 2.00 | 2.00 | 2.00 | 2.00 |
| Secretary | 1.60 | 1.60 | 2.00 | 2.00 |
| Bus Driver | 11.00 | 10.00 | 10.00 | 10.00 |
| Driver Trainer (Bus) | 2.00 | 2.00 | 2.00 | 2.00 |
| **Total Student Transportation Department** | **26.00** | **25.00** | **25.40** | **25.40** |

**Chesapeake Public Charter School (excluded from the above)**

| | | | | |
|---|---|---|---|---|
| **Expenditures by Object** | | | | |
| 7200 Contracted Services | $323,490 | $383,300 | $413,300 | $452,100 |
| **Total Student Transportation (CPCS)** | **$323,490** | **$383,300** | **$413,300** | **$452,100** |

This page left blank intentionally

# *Summary of* Operation of Plant

**Unrestricted Fund: 10**
**MSDE Category: 10**
**Programs: 701 to 714**

## Operation of Plant

This category's activities have to do with keeping the physical plant open, comfortable, and safe for use. Activities consist of care and upkeep of buildings and grounds, warehousing and distributing, and safety and security.

| | FY 2024 Actual | FY 2025 Actual | FY 2026 Adopted Budget | FY 2027 Recommended Budget |
|---|---|---|---|---|
| **Summary of Expenditures by Location** | | | | |
| Schools - Staff Support Services | $14,595 | $14,654 | $15,525 | $15,525 |
| Operation of Plant Division Services | 12,705,187 | 11,973,697 | 12,182,892 | 11,734,481 |
| Safety and Security Department | 3,424,819 | 2,357,294 | 2,657,564 | 2,732,744 |
| Maintenance - Inspections and Alarm Services, Other | 380,858 | 302,427 | 305,252 | 339,332 |
| Information Technology Division Services | 1,958,357 | 1,500,494 | 1,646,403 | 1,785,851 |
| Capital Planning Department - Utilities | 4,878,750 | 6,343,343 | 6,589,524 | 7,399,376 |
| **Total Operation of Plant Category** | **$23,362,566** | **$22,491,909** | **$23,397,160** | **$24,007,309** |

| | | | | |
|---|---|---|---|---|
| **Summary of Expenditures by Object** | | | | |
| 7100 Salaries & Wages | $10,021,678 | $10,799,416 | $11,809,249 | $12,106,527 |
| 7200 Contracted Services | 4,084,128 | 3,575,346 | 2,925,622 | 2,714,385 |
| 7300 Supplies & Materials | 3,037,752 | 868,446 | 1,384,156 | 881,277 |
| 7400 Other Charges | $5,304,289 | 7,048,496 | 7,278,133 | 8,146,790 |
| 7500 Equipment | 914,719 | 200,205 | 0 | 158,330 |
| **Total Operation of Plant Category** | **$23,362,566** | **$22,491,909** | **$23,397,160** | **$24,007,309** |

| | | | | |
|---|---|---|---|---|
| **Summary of Positions by Program** | | | | |
| 703 Assistant Superintendent of Supporting Services | 0.20 | 0.20 | 0.00 | 0.00 |
| 701/705 Chief Operating Officer | 0.00 | 0.00 | 0.20 | 0.20 |
| 703 Director | 2.00 | 2.00 | 2.00 | 2.00 |
| 701/705 Supervisor | 3.00 | 3.00 | 3.00 | 3.00 |
| 701/705 Coordinator | 0.00 | 1.00 | 1.00 | 1.00 |
| 703 Facilities Compliance Analyst | 1.00 | 1.00 | 1.00 | 0.00 |
| 703/705 Coordinating / Administrative Assistant | 1.20 | 1.20 | 0.20 | 0.20 |
| 703/705 Specialist | 1.00 | 2.00 | 2.00 | 2.00 |
| 705 Project Coordinator I | 1.00 | 1.00 | 1.00 | 1.00 |
| 714 IT Project Coordinator I | 6.00 | 7.00 | 6.00 | 7.00 |
| 714 Programmer/Analyst/Systems Admin. | 3.00 | 3.00 | 4.00 | 4.00 |
| 703/705/714 Secretary | 2.00 | 2.00 | 3.00 | 3.00 |
| 705 Safety and Security Assistant Team Leader | 4.00 | 4.00 | 4.00 | 4.00 |
| 702 Operations Delivery Driver | 1.00 | 1.00 | 1.00 | 1.00 |
| 714 Information Technology Specialist | 2.00 | 1.00 | 2.00 | 2.00 |
| 714 Computer Support Specialist | 7.00 | 6.00 | 5.00 | 5.00 |
| 705 Safety and Security Assistant | 39.00 | 39.00 | 39.00 | 39.00 |
| 703 Foreman | 2.00 | 4.00 | 4.00 | 4.00 |
| 701 Building Service Staff | 128.00 | 0.00 | 0.00 | 0.00 |
| 701 Building Service Worker I | 0.00 | 57.50 | 57.50 | 42.50 |
| 701 Building Service Worker II | 0.00 | 6.00 | 6.00 | 6.00 |
| 701 Building Service Travel Team | 0.00 | 0.00 | 0.00 | 15.00 |
| 701 Assistant Building Service Manager I | 0.00 | 24.50 | 24.50 | 24.50 |
| 701 Assistant Building Service Manager II | 0.00 | 7.00 | 7.00 | 7.00 |
| 701 Assistant Building Service Manager III | 0.00 | 3.00 | 3.00 | 3.00 |
| 701 Building Service Manager I | 0.00 | 17.00 | 17.00 | 17.00 |
| 701 Building Service Manager II | 0.00 | 7.00 | 7.00 | 7.00 |
| 701 Building Service Manager III | 0.00 | 3.00 | 3.00 | 3.00 |
| 701 Print Shop Staff | 1.00 | 1.00 | 1.00 | 0.00 |
| **Total Operation of Plant Category** | **204.40** | **204.40** | **204.40** | **203.40** |

Note: Includes Chesapeake Public Charter School

## CENTRAL OFFICE / SCHOOLS / SAFETY AND SECURITY

**Programs: 701 to 713**
**Locations: 0101 to 2700, 7300 & 7302**

| | FY 2024 Actual | FY 2025 Actual | FY 2026 Adopted Budget | FY 2027 Recommended Budget |
|---|---|---|---|---|
| **Expenditures by Object** | | | | |
| 7100 Salaries & Wages | $6,685,299 | $7,128,851 | $7,787,444 | $7,873,112 |
| 7200 Contracted Services | 1,300,272 | 2,092,805 | 1,707,106 | 1,503,318 |
| 7300 Supplies & Materials | 2,574,797 | 801,407 | 1,298,506 | 758,357 |
| 7400 Other Charges | 377,831 | 681,859 | 649,721 | 713,443 |
| 7500 Equipment | 754,659 | 196,126 | 0 | 158,330 |
| **Total Operation of Plant-Central Office & Schools** | **$11,692,858** | **$10,901,048** | **$11,442,777** | **$11,006,560** |

| | | | | |
|---|---|---|---|---|
| **Positions** | | | | |
| Assistant Superintendent of Supporting Services | 0.20 | 0.20 | 0.00 | 0.00 |
| Chief Operating Officer | 0.00 | 0.00 | 0.20 | 0.20 |
| Director | 1.00 | 1.00 | 1.00 | 1.00 |
| Supervisor | 1.00 | 1.00 | 1.00 | 1.00 |
| Coordinator | 0.00 | 1.00 | 1.00 | 1.00 |
| Facilities Compliance Analyst | 1.00 | 1.00 | 1.00 | 0.00 |
| Coordinating/Administrative Assistant | 0.20 | 0.20 | 0.20 | 0.20 |
| Contract and Fiscal Specialist | 0.00 | 1.00 | 1.00 | 1.00 |
| Secretary | 2.00 | 1.00 | 1.00 | 1.00 |
| Operations Delivery Driver | 1.00 | 1.00 | 1.00 | 1.00 |
| Operations Foreman | 2.00 | 4.00 | 4.00 | 4.00 |
| Building Service Staff | 128.00 | 0.00 | 0.00 | 0.00 |
| Building Service Travel Team | 0.00 | 0.00 | 0.00 | 15.00 |
| Building Service Worker I | 0.00 | 57.50 | 57.50 | 42.50 |
| Building Service Worker II | 0.00 | 6.00 | 6.00 | 6.00 |
| Assistant Building Service Manager I | 0.00 | 24.50 | 24.50 | 24.50 |
| Assistant Building Service Manager II | 0.00 | 7.00 | 7.00 | 7.00 |
| Assistant Building Service Manager III | 0.00 | 3.00 | 3.00 | 3.00 |
| Building Service Manager I | 0.00 | 17.00 | 17.00 | 17.00 |
| Building Service Manager II | 0.00 | 7.00 | 7.00 | 7.00 |
| Building Service Manager III | 0.00 | 3.00 | 3.00 | 3.00 |
| Print Shop Staff | 1.00 | 1.00 | 1.00 | 0.00 |
| **Total Operation of Plant-Central Office & Schools** | **137.40** | **137.40** | **137.40** | **135.40** |

| | | | | |
|---|---|---|---|---|
| **Expenditures by Object** | | | | |
| 7100 Salaries & Wages | $1,986,043 | $2,145,490 | $2,371,008 | $2,443,935 |
| 7200 Contracted Services | 1,315,562 | 102,771 | 157,524 | 128,189 |
| 7300 Supplies & Materials | 99,265 | 64,427 | 85,650 | 122,920 |
| 7400 Other Charges | 23,949 | 2,527 | 6,490 | 5,241 |
| 7500 Equipment | 0 | 4,079 | 0 | 0 |
| **Total Operation of Plant - Safety and Security Dept.** | **$3,424,819** | **$2,319,294** | **$2,620,672** | **$2,700,285** |

| | | | | |
|---|---|---|---|---|
| **Positions** | | | | |
| Director | 1.00 | 1.00 | 1.00 | 1.00 |
| Supervisor | 2.00 | 2.00 | 2.00 | 2.00 |
| Administrative Assistant | 1.00 | 1.00 | 0.00 | 0.00 |
| Specialist | 1.00 | 1.00 | 1.00 | 1.00 |
| Project Coordinator I | 1.00 | 1.00 | 1.00 | 1.00 |
| Secretary | 0.00 | 0.00 | 1.00 | 1.00 |
| Safety and Security Assistant Team Leader | 4.00 | 4.00 | 4.00 | 4.00 |
| Safety and Security Assistant | 39.00 | 38.00 | 38.00 | 38.00 |
| **Total Operation of Plant - Safety and Security Dept.** | **49.00** | **48.00** | **48.00** | **48.00** |

## MAINTENANCE INSPECTIONS AND ALARMS / INFORMATION TECHNOLOGY SERVICES / CAPITAL PLANNING DEPARTMENT / MAINTENANCE /CHESAPEAKE PUBLIC CHARTER

**Programs: 701 to 713**

**Locations: 0101 to 2700, 7300 & 7302**

| | FY 2024 Actual | FY 2025 Actual | FY 2026 Adopted Budget | FY 2027 Recommended Budget |
|---|---|---|---|---|
| **Expenditures by Object** | | | | |
| 7100 Salaries & Wages | $30,596 | $13,320 | $0 | $0 |
| 7200 Contracted Services | 350,262 | 289,107 | 305,252 | 339,332 |
| **Total Operation of Plant - Maintenance Inspections & Alarms** | **$380,858** | **$302,427** | **$305,252** | **$339,332** |

| | | | | |
|---|---|---|---|---|
| **Expenditures by Object** | | | | |
| 7100 Salaries & Wages | $1,319,740 | $1,460,341 | $1,599,619 | $1,744,738 |
| 7200 Contracted Services | 91,108 | 3,360 | 100 | 100 |
| 7300 Supplies and Materials | 363,690 | 2,612 | 0 | 0 |
| 7400 Other Charges | 23,759 | 20,767 | 32,398 | 28,730 |
| 7500 Capitalized Equipment | 160,060 | 0 | 0 | 0 |
| **Total Operation of Plant - Information Technology Services** | **$1,958,357** | **$1,487,080** | **$1,632,117** | **$1,773,568** |

| | | | | |
|---|---|---|---|---|
| **Positions** | | | | |
| Secretary | 0.00 | 1.00 | 1.00 | 1.00 |
| IT Project Coordinator I | 6.00 | 7.00 | 6.00 | 7.00 |
| Programmer/Analyst | 3.00 | 3.00 | 4.00 | 4.00 |
| Information Technology Specialist | 2.00 | 1.00 | 2.00 | 2.00 |
| Computer Support Specialist | 7.00 | 5.75 | 4.80 | 4.80 |
| **Total Operation of Plant - Information Technology Services** | **18.00** | **17.75** | **17.80** | **18.80** |

| | | | | |
|---|---|---|---|---|
| **Expenditures by Object** | | | | |
| 7400 Other Charges | $4,878,750 | $6,343,343 | $6,589,524 | $7,399,376 |
| **Total Operation of Plant - Capital Planning Dept.** | **$4,878,750** | **$6,343,343** | **$6,589,524** | **$7,399,376** |

**Chesapeake Public Charter School (excluded from the above)**

| | | | | |
|---|---|---|---|---|
| **Expenditures by Object** | | | | |
| 7100 Salaries & Wages | $0 | $51,414 | $51,178 | $44,742 |
| 7200 Contracted Services | $1,026,924 | $1,087,303 | $755,640 | $743,446 |
| **Total Operation of Plant Category (CPCS)** | **$1,026,924** | **$1,138,717** | **$806,818** | **$788,188** |

| | | | | |
|---|---|---|---|---|
| **Positions** | | | | |
| Computer Support Specialist | 0.00 | 0.25 | 0.20 | 0.20 |
| Safety and Security Assistant | 0.00 | 1.00 | 1.00 | 1.00 |
| **Total Operation of Plant Category (CPCS)** | **0.00** | **1.25** | **1.20** | **1.20** |

# *Summary of* Maintenance of Plant

**Unrestricted Fund: 10, 14**
**MSDE Category: 11**
**Programs: 760 to 769**

## Maintenance of Plant

Activities concerned with keeping the grounds, buildings, and equipment in their original condition of completeness or efficiency through repair or replacement of property.

| | FY 2024 Actual | FY 2025 Actual | FY 2026 Adopted Budget | FY 2027 Recommended Budget |
|---|---|---|---|---|
| **Summary of Expenditures by Location** | | | | |
| School (CPCS) | $0 | $0 | $0 | $0 |
| Maintenance Services Division | 6,549,738 | 6,646,429 | 6,152,686 | 6,417,491 |
| **Total Maintenance of Plant Category** | **$6,549,738** | **$6,646,429** | **$6,152,686** | **$6,417,491** |

| | | | | | |
|---|---|---|---|---|---|
| **Summary of Expenditures by Object** | | | | | |
| 7100 | Salaries & Wages | $2,891,127 | $3,023,516 | $3,229,250 | $3,335,503 |
| 7200 | Contracted Services | 2,666,762 | 2,528,282 | 1,993,336 | 2,018,426 |
| 7300 | Supplies & Materials | 923,361 | 776,368 | 892,100 | 957,066 |
| 7400 | Other Charges | 26,488 | 24,357 | 38,000 | 34,496 |
| 7500 | Equipment | 42,000 | 293,906 | 0 | 72,000 |
| **Total Maintenance of Plant Category** | | **$6,549,738** | **$6,646,429** | **$6,152,686** | **$6,417,491** |

| | | | | | |
|---|---|---|---|---|---|
| **Summary of Positions by Program** | | | | | |
| 760 | Assistant Superintendent of Supporting Services | 0.20 | 0.20 | 0.00 | 0.00 |
| 760 | Chief Operating Officer | 0.00 | 0.00 | 0.20 | 0.20 |
| 760 | Director | 1.00 | 1.00 | 1.00 | 1.00 |
| 760 | Supervisor | 1.00 | 1.00 | 1.00 | 1.00 |
| 760 | Administrative Assistant | 0.20 | 0.20 | 0.20 | 0.20 |
| 760 | Account Clerk | 1.00 | 1.00 | 1.00 | 1.00 |
| 760 | Secretary | 1.00 | 1.00 | 1.00 | 1.00 |
| 760 | Project Coordinator I | 1.00 | 1.00 | 1.00 | 1.00 |
| Var | Maintenance Trades Staff and Team Leader | 31.45 | 0.00 | 0.00 | 0.00 |
| 760 | Food Service Driver | 0.00 | 0.20 | 0.20 | 0.20 |
| Var | Maintenance Trades I | 0.00 | 2.00 | 2.00 | 2.00 |
| Var | Maintenance Worker | 0.00 | 3.00 | 3.00 | 3.00 |
| Var | Maintenance Technician | 0.00 | 5.00 | 5.00 | 5.00 |
| Var | Building Trades Specialist | 0.00 | 6.00 | 6.00 | 6.00 |
| Var | Engineering Trades Specialist | 0.00 | 10.00 | 10.00 | 10.00 |
| Var | Maintenance Team Leader | 0.00 | 5.25 | 5.25 | 5.25 |
| 760 | Foreman | 3.00 | 3.00 | 3.00 | 3.00 |
| **Total Maintenance of Plant Category** | | **39.85** | **39.85** | **39.85** | **39.85** |

## MAINTENANCE OF PLANT DEPARTMENT

**Programs: 760 to 769**
**Location: 7400**

| | FY 2024 Actual | FY 2025 Actual | FY 2026 Adopted Budget | FY 2027 Recommended Budget |
|---|---|---|---|---|
| **Expenditures by Object** | | | | |
| 7100 Salaries & Wages | $2,891,127 | $3,023,516 | $3,229,250 | $3,335,503 |
| 7200 Contracted Services | 2,666,762 | 2,528,282 | 1,993,336 | 2,018,426 |
| 7300 Supplies & Materials | 923,361 | 776,368 | 892,100 | 957,066 |
| 7400 Other Charges | 26,488 | 24,357 | 38,000 | 34,496 |
| 7500 Equipment | 42,000 | 293,906 | 0 | 72,000 |
| **Total Maintenance of Plant Department** | **$6,549,738** | **$6,646,429** | **$6,152,686** | **$6,417,491** |

| | | | | |
|---|---|---|---|---|
| **Positions** | | | | |
| Assistant Superintendent of Supporting Services | 0.20 | 0.20 | 0.00 | 0.00 |
| Chief Operating Officer | 0.00 | 0.00 | 0.20 | 0.20 |
| Director | 1.00 | 1.00 | 1.00 | 1.00 |
| Supervisor | 1.00 | 1.00 | 1.00 | 1.00 |
| Administrative Assistant | 0.20 | 0.20 | 0.20 | 0.20 |
| Account Clerk | 1.00 | 1.00 | 1.00 | 1.00 |
| Secretary | 1.00 | 1.00 | 1.00 | 1.00 |
| Project Coordinator I | 1.00 | 1.00 | 1.00 | 1.00 |
| Maintenance Trades Staff | 31.45 | 0.00 | 0.00 | 0.00 |
| Food Service Driver | 0.00 | 0.20 | 0.20 | 0.20 |
| Maintenance Trades I | 0.00 | 2.00 | 2.00 | 2.00 |
| Maintenance Worker | 0.00 | 3.00 | 3.00 | 3.00 |
| Maintenance Technician | 0.00 | 5.00 | 5.00 | 5.00 |
| Building Trades Specialist | 0.00 | 6.00 | 6.00 | 6.00 |
| Engineering Trades Specialist | 0.00 | 10.00 | 10.00 | 10.00 |
| Maintenance Team Leader | 0.00 | 5.25 | 5.25 | 5.25 |
| Foreman | 3.00 | 3.00 | 3.00 | 3.00 |
| **Total Maintenance of Plant Department** | **39.85** | **39.85** | **39.85** | **39.85** |

# *Summary of* **Fixed Charges**

**Unrestricted Fund: 10, 14**
**MSDE Category: 12**

## Fixed Charges

This category contains charges of a generally recurring nature which are not readily allocable to other categories, such as local school board contributions to employee retirement, social security, other employee benefits insurance (life, medical, dental, prescription drug, and vision), post-employment health/life, judgments, and tuition reimbursement.

| | FY 2024 Actual | FY 2025 Actual | FY 2026 Adopted Budget | FY 2027 Recommended Budget |
|---|---|---|---|---|
| **Summary of Expenditures by Object** | | | | |
| 7800 Fixed Charges | $65,865,510 | $66,149,146 | $70,635,938 | $72,684,983 |
| **Total Fixed Charges Category** | **$65,865,510** | **$66,149,146** | **$70,635,938** | **$72,684,983** |

| | | | | |
|---|---|---|---|---|
| **Summary of Positions** | | | | |
| Fixed Charges | 0.00 | 0.00 | 0.00 | 0.00 |
| **Total Fixed Charges Category** | **0.00** | **0.00** | **0.00** | **0.00** |

Note: Includes Chesapeake Public Charter School

## FIXED CHARGES / CHESAPEAKE PUBLIC CHARTER SCHOOL

**MSDE Category: 12**

| | FY 2024 Actual | FY 2025 Actual | FY 2026 Adopted Budget | FY 2027 Recommended Budget |
|---|---|---|---|---|
| **Expenditures by Object** | | | | |
| 7800 Fixed Charges | | | | |
| Health Insurance | $37,820,407 | $37,155,891 | $41,760,438 | $42,796,919 |
| Teachers' Retirement & Pension | 7,068,142 | 7,121,355 | 7,425,591 | 7,783,519 |
| Other Fixed Charges | 19,943,000 | 20,728,392 | 20,232,237 | 20,875,295 |
| **Total Fixed Charges Category** | **$64,831,549** | **$65,005,638** | **$69,418,266** | **$71,455,733** |

| | | | | |
|---|---|---|---|---|
| **Positions** | | | | |
| 7800 Fixed Charges | 0.00 | 0.00 | 0.00 | 0.00 |
| **Total Fixed Charges Category** | **0.00** | **0.00** | **0.00** | **0.00** |

**Chesapeake Public Charter School (excluded from the above)**

| | | | | |
|---|---|---|---|---|
| **Expenditures by Object** | | | | |
| 7800 Fixed Charges | | | | |
| Health Insurance | $651,693 | $739,508 | $761,245 | $788,381 |
| Other Fixed Charges | 382,268 | 404,000 | 456,427 | 440,869 |
| **Total Fixed Charges Category (CPCS)** | **$1,033,961** | **$1,143,508** | **$1,217,672** | **$1,229,250** |

| | | | | |
|---|---|---|---|---|
| **Positions** | | | | |
| 7800 Fixed Charges | 0.00 | 0.00 | 0.00 | 0.00 |
| **Total Fixed Charges Category (CPCS)** | **0.00** | **0.00** | **0.00** | **0.00** |

This page left blank intentionally

# *Summary of* **Capital Outlay**

**Unrestricted Fund: 10**
**MSDE Category: 15**

**Capital Outlay**
Activities concerned with directing and managing the acquisition, construction, and renovation of land, buildings, and built-in equipment. Only current expense activities are included here. Expenditures funded through the capital program are reflected in the Capital Improvement Fund.

| | FY 2024 Actual | FY 2025 Actual | FY 2026 Adopted Budget | FY 2027 Recommended Budget |
|---|---|---|---|---|
| **Summary of Expenditures by Location** | | | | |
| Division of Supporting Services | $72,944 | $87,994 | $83,996 | $87,698 |
| Department of Capital Planning | 614,565 | 530,161 | 819,240 | 522,009 |
| Department of Design and Construction | 2,480,389 | 534,725 | 1,564,352 | 574,850 |
| **Total Capital Outlay Category** | **$3,167,898** | **$1,152,880** | **$2,467,588** | **$1,184,557** |

| | | | | |
|---|---|---|---|---|
| **Summary of Expenditures by Object** | | | | |
| 7100 Salaries & Wages | $892,810 | $914,661 | $967,107 | $997,418 |
| 7200 Contracted Services | 297,396 | 146,180 | 401,250 | 151,250 |
| 7300 Supplies & Materials | 212,284 | 85,987 | 88,866 | 26,640 |
| 7400 Other Charges | 15,408 | 6,052 | 10,365 | 9,249 |
| 7500 Equipment | 300,000 | 0 | 0 | 0 |
| 7900 Transfers | 1,450,000 | 0 | 1,000,000 | 0 |
| **Total Capital Outlay Category** | **$3,167,898** | **$1,152,880** | **$2,467,588** | **$1,184,557** |

| | | | | |
|---|---|---|---|---|
| **Summary of Positions by Program** | | | | |
| 950 Assistant Superintendent of Supporting Services | 0.20 | 0.20 | 0.00 | 0.00 |
| 950 Chief Operating Officer | 0.00 | 0.00 | 0.20 | 0.20 |
| 950 Director of Capital Planning | 1.00 | 1.00 | 1.00 | 1.00 |
| 950 Director of Design and Construction | 1.00 | 1.00 | 1.00 | 1.00 |
| 950 Coordinating/Administrative Assistant | 0.20 | 0.20 | 0.20 | 0.20 |
| 950 Contract & Fiscal Specialist | 1.00 | 1.00 | 1.00 | 1.00 |
| 950 Project Coordinator I | 0.00 | 0.00 | 0.00 | 0.00 |
| 950 Secretary | 1.20 | 1.20 | 1.00 | 1.00 |
| 950 Capital Planning Analyst | 2.00 | 2.00 | 2.00 | 2.00 |
| 950 Project Coordinator II/Management Specialist | 2.00 | 2.00 | 2.00 | 2.00 |
| **Total Capital Outlay Category** | **8.60** | **8.60** | **8.40** | **8.40** |

## DIVISION OF SUPPORTING SERVICES / DEPARTMENT OF CAPITAL PLANNING

**Program: 950**
**Location: 8600, 8601**

| | FY 2024 Actual | FY 2025 Actual | FY 2026 Adopted Budget | FY 2027 Recommended Budget |
|---|---|---|---|---|
| **Expenditures by Object** | | | | |
| 7100 Salaries & Wages | $64,689 | $58,250 | $51,296 | $56,356 |
| 7200 Contracted Services | 0 | 20,000 | 20,000 | 20,000 |
| 7300 Supplies & Materials | 5,162 | 7,620 | 8,100 | 5,100 |
| 7400 Other Charges | 3,093 | 2,124 | 4,600 | 6,242 |
| 7500 Equipment | 0 | 0 | 0 | 0 |
| **Total Capital Outlay - Division of Supporting Services** | **$72,944** | **$87,994** | **$83,996** | **$87,698** |

| | | | | |
|---|---|---|---|---|
| **Positions** | | | | |
| Assistant Superintendent of Supporting Services | 0.20 | 0.20 | 0.00 | 0.00 |
| Chief Operating Officer | 0.00 | 0.00 | 0.20 | 0.20 |
| Administrative Assistant | 0.20 | 0.20 | 0.20 | 0.20 |
| Secretary | 0.20 | 0.20 | 0.00 | 0.00 |
| **Total Capital Outlay - Division of Supporting Services** | **0.60** | **0.60** | **0.40** | **0.40** |

| | | | | |
|---|---|---|---|---|
| **Expenditures by Object** | | | | |
| 7100 Salaries & Wages | $417,130 | $423,537 | $460,809 | $472,658 |
| 7200 Contracted Services | 27,360 | 32,177 | 281,250 | 31,250 |
| 7300 Supplies & Materials | 161,167 | 72,945 | 75,316 | 16,640 |
| 7400 Other Charges | 8,908 | 1,502 | 1,865 | 1,461 |
| **Total Capital Outlay - Department of Capital Planning** | **$614,565** | **$530,161** | **$819,240** | **$522,009** |

| | | | | |
|---|---|---|---|---|
| **Positions** | | | | |
| Director of Capital Planning and Green Schools | 1.00 | 1.00 | 1.00 | 1.00 |
| Capital Planning Program Analyst | 2.00 | 2.00 | 2.00 | 2.00 |
| Secretary | 1.00 | 1.00 | 1.00 | 1.00 |
| **Total Capital Outlay - Department of Capital Planning** | **4.00** | **4.00** | **4.00** | **4.00** |

## DEPARTMENT OF DESIGN AND CONSTRUCTION

**Program: 950**

**Location: 8602**

| | FY 2024 Actual | FY 2025 Actual | FY 2026 Adopted Budget | FY 2027 Recommended Budget |
|---|---|---|---|---|
| **Expenditures by Object** | | | | |
| 7100 Salaries & Wages | $410,991 | $432,874 | $455,002 | $468,404 |
| 7200 Contracted Services | 270,036 | 94,003 | 100,000 | 100,000 |
| 7300 Supplies & Materials | 45,955 | 5,422 | 5,450 | 4,900 |
| 7400 Other Charges | 3,407 | 2,426 | 3,900 | 1,546 |
| 7500 Equipment | 300,000 | 0 | 0 | 0 |
| 7900 Transfers | 1,450,000 | 0 | 1,000,000 | 0 |
| **Total Capital Outlay - Department of Design and Construction** | **$2,480,389** | **$534,725** | **$1,564,352** | **$574,850** |

| | | | | |
|---|---|---|---|---|
| **Positions** | | | | |
| Director of Design and Construction | 1.00 | 1.00 | 1.00 | 1.00 |
| Contract & Fiscal Specialist | 1.00 | 1.00 | 1.00 | 1.00 |
| Project Coordinator II/Management Specialist | 2.00 | 2.00 | 2.00 | 2.00 |
| **Total Capital Outlay - Department of Design and Construction** | **4.00** | **4.00** | **4.00** | **4.00** |

This page left blank intentionally

# Food Services Fund

# Food and Nutrition Services
# Revenues

**Revolving Fund: 50**

| | FY 2024 Actual | FY 2025 Actual | FY 2026 Adopted Budget | FY 2027 Recommended Budget |
|---|---|---|---|---|
| **Revenues by Object and Sub-Object** | | | | |
| **Local Sources** | | | | |
| 5131 All Other Sales | $99,941 | $112,771 | $100,000 | $116,718 |
| 5132 Student Payments | 1,783,716 | 1,707,587 | 2,000,000 | 1,670,578 |
| 5134 A La Carte | 598,632 | 721,365 | 960,529 | 1,294,945 |
| 5135 Adult Payments | 18,489 | 21,923 | 22,000 | 32,473 |
| 5136 Vending Income | 535 | 0 | 535 | 0 |
| 5137 Rebates | 7,206 | 4,727 | 7,206 | 4,700 |
| 5143 Fund Balance | 0 | 0 | 2,900,000 | 420,000 |
| 5144 Donations | 243 | 2,500 | 2,500 | 2,500 |
| 5160 Interest Income | 24,530 | 24,804 | 24,530 | 24,804 |
| 5184 Other Refunds | 3,556 | 5,800 | 0 | 0 |
| **Local Total** | **$2,536,848** | **$2,601,477** | **$6,017,300** | **$3,566,718** |
| **State Sources** | | | | |
| 5210 State Revenue | $114,503 | $119,831 | $120,000 | $125,223 |
| 5235 Md. Meals for Achievement | 455,621 | 440,582 | 455,000 | 456,002 |
| **State Total** | **$570,124** | **$560,413** | **$575,000** | **$581,225** |
| **Federal Sources** | | | | |
| 5330 USDA Commodities | $658,465 | $679,921 | $590,176 | $603,056 |
| 5332 Section 4 | 3,466,745 | 3,684,143 | 3,865,098 | 4,061,081 |
| 5334 Federal Breakfast: Regular and SN | 1,514,567 | 1,563,309 | 1,737,620 | 1,687,303 |
| 5335 Federal Snack Program | 181 | 0 | 181 | 0 |
| 5337 Summer Food Service Program | 229,249 | 904,339 | 1,161,432 | 1,119,141 |
| 5338 HUSSC Federal Grant | 366,528 | 0 | 0 | 0 |
| 5339 CN Meal Pattern TA Funds | 22,448 | 25,192 | 0 | 26,074 |
| 5390 Other Refunds | 3,256 | 0 | 0 | 0 |
| **Federal Total** | **$6,261,439** | **$6,856,904** | **$7,354,507** | **$7,496,655** |
| **Total Revolving Fund - Food Services** | **$9,368,411** | **$10,018,794** | **$13,946,807** | **$11,644,598** |

# Food and Nutrition Services Expenditures

**Revolving Fund: 50**

| | FY 2024 Actual | FY 2025 Actual | FY 2026 Adopted Budget | FY 2027 Recommended Budget |
|---|---|---|---|---|
| **Summary of Expenditures by Object** | | | | |
| 7100 Salaries & Wages | $3,878,240 | $4,133,930 | $4,473,581 | $4,599,856 |
| 7200 Contracted Services | 264,420 | 132,137 | 84,868 | 122,749 |
| 7300 Supplies & Materials | 4,550,233 | 4,392,657 | 4,576,310 | 4,464,556 |
| 7400 Other Charges | 116,038 | 138,822 | 110,150 | 142,010 |
| 7500 Equipment | 0 | 0 | 2,913,596 | 420,000 |
| 7800 Fixed Charges | 1,385,791 | 1,646,307 | 1,788,302 | 1,895,427 |
| **Total Revolving Fund - Food Services** | **$10,194,722** | **$10,443,853** | **$13,946,807** | **$11,644,598** |

| | | | | |
|---|---|---|---|---|
| **Summary of Positions** | | | | |
| Assistant Superintendent of Supporting Services | 0.20 | 0.20 | 0.00 | 0.00 |
| Chief Operating Officer | 0.00 | 0.00 | 0.20 | 0.20 |
| Director of Food Service | 1.00 | 1.00 | 1.00 | 1.00 |
| Supervisor of Food Service | 1.00 | 1.00 | 1.00 | 1.00 |
| Food Service Coordinator | 3.00 | 3.00 | 3.00 | 3.00 |
| Food Service Accountant | 1.00 | 1.00 | 1.00 | 1.00 |
| Nutrition Specialist | 1.00 | 0.00 | 0.00 | 0.00 |
| Registered Dietician | 1.00 | 1.00 | 1.00 | 1.00 |
| Coordinating/Administrative Assistant | 0.20 | 0.20 | 0.20 | 0.20 |
| Administrative Secretary | 0.20 | 0.20 | 0.00 | 0.00 |
| Secretarial | 1.00 | 1.00 | 1.00 | 1.00 |
| Equipment Repairman | 0.75 | 0.75 | 0.75 | 0.75 |
| Warehouse Shipping/Receiver | 1.00 | 1.00 | 1.00 | 1.00 |
| Food Service Driver | 0.80 | 0.80 | 0.80 | 0.80 |
| Food Service Floating/Training Manager | 1.00 | 1.00 | 1.00 | 1.00 |
| Food Service Manager II - 7 hr | 18.00 | 18.00 | 18.00 | 18.00 |
| Food Service Manager I | 3.00 | 2.00 | 2.00 | 2.00 |
| Food Service Manager III - 8 hr | 7.00 | 7.00 | 7.00 | 7.00 |
| Food Service Assistant Manager | 7.00 | 7.00 | 7.00 | 7.00 |
| Food Service Worker - 4 hrs | 73.00 | 73.00 | 73.00 | 73.00 |
| Fd. Serv. Worker - 6 hrs. | 23.00 | 24.00 | 24.00 | 24.00 |
| **Total Revolving Fund - Food Services** | **144.15** | **143.15** | **142.95** | **142.95** |

Note: Includes Chesapeake Public Charter School

This page left blank intentionally

# Restricted Fund

# Restricted Fund

| | FY2024 Actual | FY2025 Actual | FY2026 Adopted Budget | FY2027 Recommended Budget |
|---|---|---|---|---|
| **Revenues by Object** | | | | |
| Local | $192,243 | $205,986 | $33,000 | $68,240 |
| State | 4,750,753 | 4,513,400 | 6,971,364 | 7,247,618 |
| Federal | 21,987,075 | 18,639,081 | 20,735,224 | 18,361,070 |
| Other | -260,598 | 1,980,208 | 5,565,338 | 4,265,374 |
| **Total Revenues** | **$26,669,473** | **$25,338,675** | **$33,304,926** | **$29,942,302** |

| **Expenditures by Category** | | | | |
|---|---|---|---|---|
| 01 Administration | $550,159 | $755,966 | $1,526,982 | $1,158,552 |
| 02 Mid-Level Administration | 1,060,204 | 1,527,026 | 968,968 | 1,231,867 |
| 03 Instructional Salaries & Wages | 6,147,655 | 3,374,843 | 5,629,559 | 4,810,709 |
| 04 Textbooks and Instructional Supplies | 2,135,082 | 3,684,709 | 3,616,408 | 2,913,115 |
| 05 Other Instructional Costs | 1,016,410 | 843,076 | 2,143,630 | 1,415,607 |
| 06 Special Education | 5,428,021 | 4,763,416 | 7,072,478 | 7,078,684 |
| 07 Student Personnel Services | 1,670,098 | 1,639,636 | 2,462,789 | 2,170,689 |
| 08 Student Health Services | 378,246 | 472,209 | 367,448 | 188,686 |
| 09 Student Transportation | 1,451,844 | 294,420 | 410,813 | 398,245 |
| 10 Operation of Plant | 1,169,712 | 1,689,025 | 1,611,602 | 1,647,089 |
| 11 Maintenance of Plant | 83,145 | 0 | 0 | 11,500 |
| 12 Fixed Charges | 4,932,811 | 5,531,207 | 6,053,658 | 5,757,159 |
| 14 Community Services | 643,001 | 763,142 | 977,243 | 960,400 |
| 15 Capital Outlay | 3,085 | 0 | 463,348 | 200,000 |
| **Total Current Expense Fund** | **$26,669,473** | **$25,338,675** | **$33,304,926** | **$29,942,302** |

| | | | | |
|---|---|---|---|---|
| **Total Restricted Fund Positions** | **229.65** | **175.35** | **173.15** | **165.05** |

# Restricted Fund

| | | FY2024 Actual | FY2025 Actual | FY2026 Adopted Budget | FY2027 Recommended Budget |
|---|---|---|---|---|---|
| **Summary of Expenditures by Object** | | | | | |
| 7100 | Salaries & Wages | $13,420,485 | $10,261,163 | $14,107,671 | $13,178,153 |
| 7200 | Contracted Services | 2,296,522 | 1,888,567 | 3,768,908 | 3,628,525 |
| 7300 | Supplies & Materials | 2,761,589 | 5,260,936 | 5,125,967 | 3,850,057 |
| 7400 | Other Charges | 1,935,115 | 760,953 | 1,987,488 | 2,129,219 |
| 7500 | Land, Buildings, and Equipment | 960,042 | 1,234,497 | 1,671,489 | 918,809 |
| 7900 | Transfers | 362,909 | 406,079 | 589,745 | 479,337 |
| 7800 | Fixed Charges | 4,932,811 | 5,526,480 | 6,053,658 | 5,758,202 |
| **Total Current Expense Fund** | | **$26,669,473** | **$25,338,675** | **$33,304,926** | **$29,942,302** |

| | | FY2024 Actual | FY2025 Actual | FY2026 Adopted Budget | FY2027 Recommended Budget |
|---|---|---|---|---|---|
| **Summary of Positions by Category** | | | | | |
| 01 | Administration | 4.80 | 3.80 | 3.80 | 3.80 |
| 02 | Mid-Level Administration | 9.60 | 8.20 | 7.60 | 7.50 |
| 03 | Instructional Salaries & Wages | 90.00 | 61.00 | 53.00 | 50.00 |
| 04 | Textbooks and Instructional Supplies | 0.00 | 0.00 | 0.00 | 0.00 |
| 05 | Other Instructional Costs | 0.00 | 0.00 | 0.00 | 0.00 |
| 06 | Special Education | 87.33 | 71.33 | 74.33 | 73.33 |
| 07 | Student Personnel Services | 24.42 | 21.02 | 24.42 | 21.42 |
| 08 | Student Health Services | 3.00 | 1.00 | 2.00 | 1.00 |
| 09 | Student Transportation | 0.00 | 0.00 | 0.00 | 0.00 |
| 10 | Operation of Plant | 2.50 | 1.00 | 1.00 | 1.00 |
| 11 | Maintenance of Plant | 0.00 | 0.00 | 0.00 | 0.00 |
| 12 | Fixed Charges | 0.00 | 0.00 | 0.00 | 0.00 |
| 13 | Food Services | 0.00 | 0.00 | 0.00 | 0.00 |
| 14 | Community Services | 8.00 | 8.00 | 7.00 | 7.00 |
| 15 | Capital Outlay | 0.00 | 0.00 | 0.00 | 0.00 |
| **Total Current Expense Fund** | | **229.65** | **175.35** | **173.15** | **165.05** |

# Restricted Fund Overview

**Fund Overview**

This summary shows major grants and activities that the school system anticipates receiving from outside funding sources for FY2027. The summary shows the estimated amount of each grant award, source of funding, number of positions funded by the grant (if applicable), and a brief description. Grant program funding periods may be different from the school system's fiscal year. Grant programs are subject to continued availability of funding and other restrictions.

**General Grant Programs**

**Instructional Programs**

**Carl D. Perkins Career & Technical Education**

| | | |
|---|---|---|
| FY27 Award: | $ | 358,228 |
| FY26 Carryover: | $ | - |
| Source of funding: | | Federal |
| FTEs: | | 2.00 |

Funds supplement school system career and technology program development.

| | FY2026 Adopted Budget | FY2027 Recommended Budget |
|---|---|---|
| **Positions** | | |
| Instructional Resource Teacher | 0.00 | 0.00 |
| Coordinator | 1.00 | 1.00 |
| Secretary | 1.00 | 1.00 |
| | 2.00 | 2.00 |

**Educating Homeless Children and Youth**

| | | |
|---|---|---|
| FY27 Award: | $ | 39,976 |
| FY26 Carryover: | $ | 22,153 |
| Source of funding: | | Federal |
| FTEs: | | 0.00 |

St. Mary's County Public Schools (SMCPS) seeks to expand the services and assistance to attract, engage, and retain homeless children and youth, as well as unaccompanied students, to ensure their educational success. The grant seeks to provide professional development for all staff, to include teachers, counselors, secretaries and administrative staff on how to recognize signs of homelessness and McKinney-Vento eligibilty and referral protocols. Provide resources to students and families such as clothing, shoes, school supplies and transportation to decrease barriers that may be contributing to chronic absenteeism.

**Field Trip Grant to Museums of Cultural Import**

| | | |
|---|---|---|
| FY27 Award: | $ | 12,295 |
| FY26 Carryover: | $ | - |
| Source of funding: | | State |
| FTEs: | | 0.00 |

The Field Trip Grant to Museums of Cultural Import supports student field trips to attend The United States Holocaust Memorial Museum, The National Museum of African American History and Culture, The Jewish Museum of Maryland, and The Reginald F. Lewis Museum of Maryland African American History and Culture.

**Field Trip Grant to State-Aided Institutions**

| | | |
|---|---|---|
| FY27 Award: | $ | 19,147 |
| FY26 Carryover: | $ | - |
| Source of funding: | | State |
| FTEs: | | 0.00 |

The Field Trip Grant to State-Aided Institutions provides transportation to students for field trips to educational institutions that are qualified as state-aided educational institutions. Selected schools have at least 40% of registered students receiving or eligible for the Federal Free and Reduced Price Meals (FARMs) program.

**Fine Arts Initiative**

| | | |
|---|---|---|
| FY27 Award: | $ | 15,425 |
| FY26 Carryover: | $ | 9,100 |
| Source of funding: | | State |
| FTEs: | | 0.00 |

The Fine Arts Initiative is granted to St. Mary's County Public Schools to assist in the implementation of Fine Arts programs detailed in the SMCPS Consolidated Strategic Plan.

**Maryland Robotics Grant**

| | | |
|---|---|---|
| FY27 Award: | $ | 10,500 |
| FY26 Carryover: | $ | - |
| Source of funding: | | State |
| FTEs: | | 0.00 |

The Maryland Robotics Grant supports the development and expansion of robotics programs and allows opportunities for students to participate in the Botball Robotics Program.

# Restricted Fund Overview

**Judith P. Hoyer Child Care & Education Center**

| | | |
|---|---|---|
| FY27 Award: | $ | 990,000 |
| FY26 Carryover: | $ | 329,151 |
| Source of funding: | | State |
| FTEs: | | 7.00 |

The Judy Centers provide services for children age birth through Kindergarten and their families. The Judy Center staff works together with community partners to ensure that children are socially, emotionally, and physically ready for first grade. Most services, programs and activities are free. Families must live in the Green Holly, George Washington Carver and Lexington Park elementary schools zones to be eligible for services.

| | FY2026 Adopted Budget | FY2027 Recommended Budget |
|---|---|---|
| **Positions** | | |
| Coordinator | 1.00 | 1.00 |
| Specialist | 3.00 | 3.00 |
| Paraeducator/ Early Childhood Liaison | 3.00 | 3.00 |
| | 7.00 | 7.00 |

**Local Management Board - Mentoring / After School Programs**

| | | |
|---|---|---|
| FY27 Award: | $ | 10,000 |
| FY26 Carryover: | $ | - |
| Source of funding: | | State |
| FTEs: | | 0.00 |

Supports after school and evening parent family engagement activities. Focused on food insecurities, healthy food choices, and personal wellness. In addition, supports reading and mathematic skills from the classroom setting.

**Local Management Board - Care Management Entity**

| | | |
|---|---|---|
| FY27 Award: | $ | 59,000 |
| FY26 Carryover: | $ | - |
| Source of funding: | | State |
| FTEs: | | 0.42 |

The grant supports the funding for the Interagency Liaison position. The Interagency Liaison works with students and their families to navigate the various community agencies to access services. The area of focus are students with community offenses and truancy.

| | FY2026 Adopted Budget | FY2027 Recommended Budget |
|---|---|---|
| **Positions** | | |
| Instructional Resource Teacher | 0.42 | 0.42 |
| | 0.42 | 0.42 |

# Restricted Fund Overview

**Special Projects Grant**

| | | |
|---|---|---|
| FY27 Award: | $ | - |
| FY26 Carryover: | $ | - |
| Source of funding: | | State |
| FTEs: | | 0.00 |

The grant supports the funding for the Foster Care Liaison position. The Foster Care Liaison works with students and their families to navigate the various community agencies to access services.

| | FY2026 Adopted Budget | FY2027 Recommended Budget |
|---|---|---|
| **Positions** | | |
| Instructional Resource Teacher | 1.00 | 0.00 |
| | 1.00 | 0.00 |

**Substance Abuse Treatment Outcomes Partnership (STOP)**

| | | |
|---|---|---|
| FY27 Award: | $ | 814,551 |
| FY26 Carryover: | $ | - |
| Source of funding: | | State |
| FTEs: | | 6.80 |

The grant supports the funding for Behavioral Health Professional positions. Service will focus on prevention and early intervention services that support and promote adolescents who have, or are at risk for emotional, behavioral, substance-related, and/or psychiatric disorders. It is expected that adolescents will learn problem-solving skills to navigate social, educational, and personal challenges. Outcome goals will be to reduce the number of absences, discipline referrals, and overall number of hospital admissions for suicidal, behavioral concerns, psychiatric issues, and substance use concerns.

| | FY2026 Adopted Budget | FY2027 Recommended Budget |
|---|---|---|
| **Positions** | | |
| Behavioral Health Professionals | 7.00 | 6.80 |
| | 7.00 | 6.80 |

# Restricted Fund Overview

**Stronger Connections**

| | | |
|---|---|---|
| FY27 Award: | $ | - |
| FY26 Carryover: | $ | 505,498 |
| Source of funding: | | Federal |
| FTEs: | | 0.00 |

Implement mental health counseling program with a focus on elementary schools. The counseling program will focus on wellness and social and emotional development. Evidenced based health services to promote a healthy school environment that supports academic success and social emotional well being.

| | FY2026 Adopted Budget | FY2027 Recommended Budget |
|---|---|---|
| **Positions** | | |
| Nurse | 1.00 | 0.00 |
| Behavioral Health Professionals | 6.00 | 0.00 |
| | 7.00 | 0.00 |

**Title I**

| | | |
|---|---|---|
| FY27 Award: | $ | 3,633,110 |
| FY26 Carryover: | $ | 1,296,399 |
| Source of funding: | | Federal |
| FTEs: | | 33.50 |

Title I is a federal grant that provides academic and family support to economically disadvantaged children. There are four identified elementary schools in St. Mary's County that receive assistance from Title I based on the numbers of students receiving Free and Reduced Meals. The Title One schools include: Green Holly Elementary, Lexington Park Elementary, George Washington Carver Elementary, and Park Hall Elementary.

| | FY2026 Adopted Budget | FY2027 Recommended Budget |
|---|---|---|
| **Positions** | | |
| Director | 0.50 | 0.50 |
| Supervisor | 1.00 | 1.00 |
| Academic Dean | 1.50 | 3.00 |
| Specialist | 0.60 | 1.00 |
| Instructional Resource Teacher | 10.00 | 8.00 |
| Teacher | 7.00 | 7.00 |
| Psychologists | 0.00 | 0.00 |
| Paraeducator | 13.00 | 13.00 |
| Administrative Assistant | 0.00 | 0.00 |
| Secretary | 0.50 | 0.00 |
| | 34.10 | 33.50 |

**School Improvement grant**

| | | |
|---|---|---|
| FY27 Award: | $ | 49,657 |
| FY26 Carryover: | $ | 119,944 |
| Source of funding: | | Federal |
| FTEs: | | 0.00 |

MSDE allocates 7% of the Title I, Part A allocation to support school improvement initiatives. One Title I school is a recipient of these funds. School improvement allocation amounts from MSDE vary from year to year as the federal Title I allocation varies from year to year. These funds will continue through 2026. The amount that will be received varies each year base on MSDE's formula for disbursement. Plans for these funds may include staffing, MOI, professional development collaborative planning and preparation.

| | FY2026 Adopted Budget | FY2027 Recommended Budget |
|---|---|---|
| **Positions** | | |
| Academic Dean | 0.50 | 0.00 |
| | 0.50 | 0.00 |

**Title III**

| | | |
|---|---|---|
| FY27 Award: | $ | 100,090 |
| FY26 Carryover: | $ | 32,072 |
| Source of funding: | | Federal |
| FTEs: | | 0.00 |

Funding used to provide high-quality language educational programs, professional development to classroom teachers, and community outreach activities in order to increase the English proficiency and academic achievement of multilingual learners including immigrant children and youth.

**Title IV Student Support and Academic Enrichment**

| | | |
|---|---|---|
| FY27 Award: | $ | 273,840 |
| FY26 Carryover: | $ | 327,863 |
| Source of funding: | | Federal |
| FTEs: | | 0.00 |

To increase the capacity to provide all students with access to a well-rounded education, improve school conditions for student learning, and improve the use of technology in order to improve the academic achievement and digital literacy of all students.

**Holocaust Education Assistance Grant**

| | | |
|---|---|---|
| FY27 Award: | $ | - |
| FY26 Carryover: | $ | - |
| Source of funding: | | State |
| FTEs: | | 0.00 |

The Holocaust Education Assistance Grant program provides teacher training and materials.

**CLSD Read and Lead Grant**

| | | |
|---|---|---|
| FY27 Award: | $ | 690,856 |
| FY26 Carryover: | $ | 507,125 |
| Source of funding: | | Federal |
| FTEs: | | 2.00 |

Expand literacy coaching models in elementary (K-5) schools, ensuring support for struggling readers.

| | FY2026 Adopted Budget | FY2027 Recommended Budget |
|---|---|---|
| **Positions** | | |
| Literacy Coach | 2.00 | 2.00 |
| | 2.00 | 2.00 |

**Professional & Staff Development**

**Maryland National Board Certification Support grant**

| | | |
|---|---|---|
| FY27 Award: | $ | 28,080 |
| FY26 Carryover: | $ | 14,157 |
| Source of funding: | | State |
| FTEs: | | 0.00 |

Supports all prospective National Board candidates and works to establish a comprehensive and diverse support system for candidates and current NBCT's working on their Maintenance of Certification.

**Title II Improving Teacher Quality**

| | | |
|---|---|---|
| FY27 Award: | $ | 510,000 |
| FY26 Carryover: | $ | 482,000 |
| Source of funding: | | Federal |
| FTEs: | | 2.00 |

Funding provides for professional development and other teacher quality initiatives affecting recruitment and retention.

| | FY2026 Adopted Budget | FY2027 Recommended Budget |
|---|---|---|
| **Positions** | | |
| Instructional Resource Teacher | 2.00 | 2.00 |
| | 2.00 | 2.00 |

# Restricted Fund Overview

**Assistance to the State for Educating Students with Disabilities (CLIG)**

| | | |
|---|---|---|
| FY27 Award: | $ | 622,739 |
| FY26 Carryover: | $ | 164,597 |
| Source of funding: | Federal and State | |
| FTEs: | | 3.66 |

Funding for early intervention program for young children with disabilities (birth to age two) and their families. This comprehensive program of early intervention services requires coordinating services provided by education, health care, and social services agencies in St. Mary's County. The required partnership for the St. Mary's County Infants and Toddlers program ensuring services to all eligible children includes the St. Mary's County Public Schools, the St. Mary's County Department of Social Services, and the St. Mary's County Health Department.

| | FY2026 Adopted Budget | FY2027 Recommended Budget |
|---|---|---|
| **Positions** | | |
| Speech Pathologist | 1.00 | 1.00 |
| Secretary | 0.66 | 0.66 |
| Teacher | 1.00 | 1.00 |
| Paraeducator | 1.00 | 1.00 |
| | 3.66 | 3.66 |

**Citizen Advisory Committee for Special Education (CACSE)**

| | | |
|---|---|---|
| FY27 Award: | $ | 2,500 |
| FY26 Carryover: | $ | - |
| Source of funding: | Federal | |
| FTEs: | | 0.00 |

Provides supplies and parent education activities to the CACSE.

**Infants & Toddlers Medical Assistance**

| | | |
|---|---|---|
| FY27/FY26 Reimbursed Expenses: | $ | 239,804 |
| Source of funding: | Federal | |
| FTEs: | | 0.34 |

The partnership between the school system, the health department, and the department of social services attempts to recover the cost of some related services so those reimbursed funds can supplement additional staffing and related services.

| | FY2026 Adopted Budget | FY2027 Recommended Budget |
|---|---|---|
| **Positions** | | |
| Secretary | 0.34 | 0.34 |
| | 0.34 | 0.34 |

# Restricted Fund Overview

**Medical Assistance**

| | | |
|---|---|---|
| FY27/FY26 Reimbursed Expenses: | $ | 2,691,878 |
| Source of funding: | | Federal |
| FTEs: | | 19.00 |

The school system attempts to recover the cost of some special education services so those reimbursed funds can supplement additional special education services and positions.

| | FY2026 Adopted Budget | FY2027 Recommended Budget |
|---|---|---|
| **Positions** | | |
| Paraeducator | 15.00 | 15.00 |
| Speech Pathologist | 3.00 | 3.00 |
| Behavior Specialist | 1.00 | 1.00 |
| | 19.00 | 19.00 |

**Passthrough**

| | | |
|---|---|---|
| FY27 Award: | $ | 3,903,729 |
| FY26 Carryover: | $ | 1,176,507 |
| Source of funding: | | Federal |
| FTEs: | | 52.46 |

Funding to provide additional assistance in the development and implementation of special education programs for children with disabilities (birth to 21). Funds will include a systematic plan to address Disproportionality identified by MSDE.

| | FY2026 Adopted Budget | FY2027 Recommended Budget |
|---|---|---|
| **Positions** | | |
| Psychologists | 2.00 | 2.00 |
| Guidance Counselor | 2.00 | 2.00 |
| Coordinator | 1.00 | 0.00 |
| Occupational Therapist | 2.00 | 2.00 |
| Teacher / Instructional Resource Teacher | 13.36 | 13.36 |
| Audiologist | 0.50 | 0.50 |
| Paraeducator | 30.00 | 30.00 |
| Specialist | | |
| Orientation and Mobility | 0.60 | 0.60 |
| Behavior (non-Board Certified) | 2.00 | 2.00 |
| | 53.46 | 52.46 |

**Parentally Placed Passthrough, Private**

| | | |
|---|---|---|
| FY27 Award: | $ | 124,076 |
| FY26 Carryover: | $ | 66,601 |
| Source of funding: | | Federal |
| FTEs: | | 0.00 |

Provides funds for the plan that defines how the local school system supports the equitable participation of parentally placed students in private and parochial schools.

**Preschool Passthrough**

| | | |
|---|---|---|
| FY27 Award: | $ | 102,286 |
| FY26 Carryover: | $ | - |
| Source of funding: | | Federal |
| FTEs: | | 0.87 |

Funding to provide additional assistance in the development of Special Education programs for children with disabilities Funds will include a systematic plan to address Disproportionality identified by MSDE.

| | FY2026 Adopted Budget | FY2027 Recommended Budget |
|---|---|---|
| **Positions** | | |
| Teacher / Instructional Resource Teacher | 0.87 | 0.87 |
| | 0.87 | 0.87 |

**Parentally Placed Preschool Passthrough, Private**

| | | |
|---|---|---|
| FY27 Award: | $ | 2,391 |
| FY26 Carryover: | $ | 625 |
| Source of funding: | | Federal |
| FTEs: | | 0.00 |

Provides funds for the plan that defines how the local school system supports the equitable participation of parentally placed students in private and parochial schools.

**Summer Youth Employment Program**

| | | |
|---|---|---|
| FY27 Award: | $ | 30,171 |
| FY26 Carryover: | $ | 30,171 |
| Source of funding: | | Federal |
| FTEs: | | 0.00 |

To provide increased opportunities for students with disabilities to obtain competitive summer job experiences.

**Early Childhood, Secondary Transition, Access-Equity-Progress, Family Support System**

FY27 Award: $ 244,004
FY26 Carryover: $ 368,092
Source of funding: Federal
FTEs: 1.00

Early Childhood
The purpose of the Early Childhood grant is to support LEAs in implementing a Birth to Kindergarten System of Services, utilizing evidence-based teaming practices, natural and inclusive learning opportunities and effective coaching in order to support students with disabilities in achieving grade level standards in Kindergarten.

Access, Equity, and Progress
The purpose of the Access, Equity and Progress grant is to support LEAs in implementing an effective intergrated educational system for grades K-12 in order to narrow the achievement gap for students with disabilities. The integrated educational system includes specially designed instruction, use of evidence based practices, utilizing data management systems, implementing a tiered system of supports and maintaining high expectations for all students.

Secondary Transition
The purpose of the Secondary Transition grant is to support LEAs in implementing a secondary transition to post-high school system of coordinated services through evidence-based transition practices/predictors, stakeholder linkages and implementation and effective coaching.

| | FY2026 Adopted Budget | FY2027 Recommended Budget |
|---|---|---|
| **Positions** | | |
| Teacher / Instructional Resource Teacher | 1.00 | 1.00 |
| | 1.00 | 1.00 |

**Non-Instructional Grants**

**Maryland Association of Boards of Education - Worker's Compensation**

FY27 Award: $ 16,500
Source of funding: Local
FTEs: 0.00

Grant funding awarded through the MABE Pool to promote risk management practices. SMCPS utilizes this funding system wide to reduce the claims.

**Maryland Association of Boards of Education - Safety**

FY27 Award: $ 16,500
Source of funding: Local
FTEs: 0.00

Grant funding awarded through the MABE Fund to promote risk management practices. SMCPS utilizes this funding to purchase items or services to mitigate risk associated with workers' safety.

**Maryland Association of Boards of Education- Risk Control Rewards**

| | | |
|---|---|---|
| FY27 Award: | $ | 35,240 |
| Source of funding: | | Local |
| FTEs: | | 0.00 |

Grant funding awarded through MABE to support one time purchases related to the Fund or Pool. Rewards must align with risk management objectives and fund exposures. Requests can be made up to the available limit.

**Safe Schools Fund**

| | | |
|---|---|---|
| FY27 Award: | $ | 25,000 |
| FY26 Carryover: | $ | 25,000 |
| Source of funding: | | State |
| FTEs: | | 0.00 |

The Maryland Safe to Learn Act of 2018 created a Safe Schools Fund. The purpose of the grant is to provide funds to enhance school safety within SMCPS.

**School Safety Grant Program**

| | | |
|---|---|---|
| FY27 Award: | $ | 200,000 |
| FY26 Carryover: | $ | 200,000 |
| Source of funding: | | State |
| FTEs: | | 0.00 |

The purpose of the grant is to provide funds to enhance school safety within SMCPS.

**State and local Cybersecurity Grant Program**

| | | |
|---|---|---|
| FY27 Award: | $ | - |
| FY26 Carryover: | $ | 360,175 |
| Source of funding: | | State |
| FTEs: | | 0.00 |

The purpose of the grant is to provide funds to upgrade the firewall system.

# Restricted Fund Overview

**The Blueprint for Maryland's Future**

**Concentration of Poverty**

| | | |
|---|---|---|
| FY27 Award: | $ | 3,768,125 |
| FY26 Carryover: | $ | - |
| Source of funding: | | State |
| FTEs: | | 27.20 |

Concentration of Proverty grants are formula-based grants awarded to schools through the Blueprint for Maryland's Future. Schools receive these grants based on a calculation of the number of students living in poverty enrolled at the school. Funds are used for a Community Coordinator and a variety of wraparound services. Schools included are GWCES, LPES, PHES, SRMS, and GHES. SRMS and GHES will be in their initial year for FY26.

| | FY2026 Adopted Budget | FY2027 Recommended Budget |
|---|---|---|
| **Positions** | | |
| Social Worker | 1.00 | 1.20 |
| Teacher / Instructional Resource Teacher | 4.00 | 6.00 |
| Teacher Apprentice | 2.00 | 5.00 |
| Community School Coordinator | 5.00 | 7.00 |
| Behavior Specialist | 1.00 | 0.00 |
| Psychologist | 0.00 | 1.00 |
| Nurse | 1.00 | 1.00 |
| PPW | 2.00 | 2.00 |
| Paraeducator / Family Services Assistant | 2.00 | 4.00 |
| | 18.00 | 27.20 |

**Non-Grant Programs**

**Apprenticeship Program**

| | | |
|---|---|---|
| Estimated Funding: | $ | 195,451 |
| Source of funding: | | Other |
| FTEs: | | 2.00 |

The Apprenticeship Program is a continuation of the Grow Your Own initiative under the Maryland LEADS program. Activities include on the job training to prepare for a successful career. FY26 carryover balance will be used to pay for FY27 activities.

| | FY2026 Adopted Budget | FY2027 Recommended Budget |
|---|---|---|
| **Positions** | | |
| Apprentice | 8.00 | 2.00 |
| Coordinator | 1.00 | 0.00 |
| | 9.00 | 2.00 |

# Restricted Fund Overview

**Business Support**

Estimated Funding: $ 1,029,644
Source of funding: Other
FTEs: 3.80

Business support initiatives include accounting and administrative support for our restricted grant programs.

| | FY2026 Adopted Budget | FY2027 Recommended Budget |
|---|---|---|
| **Positions** | | |
| Coordinator | 1.00 | 1.00 |
| Supervisor | 0.63 | 0.63 |
| Accountant | 1.17 | 1.17 |
| Payroll Assistant | 1.00 | 1.00 |
| | 3.80 | 3.80 |

**Facilities Use Fees**

Estimated Funding: $ 186,842
Source of funding: Other
FTEs: 1.00

Funds are collected from the community for use of school facilities.

| | FY2026 Adopted Budget | FY2027 Recommended Budget |
|---|---|---|
| **Positions** | | |
| Logistics Program Manager | 1.00 | 1.00 |
| | 1.00 | 1.00 |

**Wellness Fund**

Estimated Funding: $ 225,000
Source of funding: Other
FTEs: 0.00

Funds restricted to support healthy living and wellness initiatives for SMCPS employees.

**College Fair**

Estimated Funding: $ 21,829
Source of funding: Other
FTEs: 0.00

This project funds the annual college fair for prospective college-bound students.

# Restricted Fund Overview

**E-Rate**

| | | |
|---|---|---|
| Estimated Funding: | $ | 1,288,000 |
| Source of funding: | | Other |
| FTEs: | | 0.00 |

Funds are utilized to provide and improve effective broadband internet in our schools.

**Gateway**

| | | |
|---|---|---|
| Estimated Funding: | $ | 730 |
| Source of funding: | | Other |
| FTEs: | | 0.00 |

This project based learning activity serves as both a learning opportunity and a way to raise funds to support the activities of the Gateway program, such as community outings, cooking activities and field trips.

**Textbook/Laptop Fines**

| | | |
|---|---|---|
| Estimated Funding: | $ | 150,000 |
| Source of funding: | | Other |
| FTEs: | | 0.00 |

Funds are collected from students for textbook and laptop fines and are used to replace those items as needed.

**Strategic Education Research Partnership Institute Donation**

| | | |
|---|---|---|
| FY27 Award: | $ | 23,000 |
| FY26 Carryover: | $ | 23,000 |
| Source of funding: | | Other |
| FTEs: | | 0.00 |

Donations from the Strategic Education Research Partnership Institute (SERP) related to participation in the research study Strategic Adolescent Reading Intervention (STARI). STARI is designed to improve the reading skill of students in grades 6-9 who are reading below grade level.

# Restricted Fund Overview

**Donations/Projects Related to STEM Activities**

Estimated Funding: $ 66,770
Source of funding: Other
FTEs: 0.00

Donations related to STEM activities includes donations from various surrounding agencies to support STEM related activites for SMCPS students. The funds are used to pay for STEM related field trips and other STEM related activities. Please see below the estimated funding amount.

| | | FY 2027 Estimated funding |
|---|---|---|
| Northrop Grumman Distance Learning CTE Curriculum | | $ 20,000 |
| Pax Partnership STEAM Donation | | 5,965 |
| Raytheon | | 6,177 |
| Stem Academy | | 415 |
| STEM-For-All | | 17,035 |
| MD STEM Expo | | 17,178 |
| | Total | $ 66,770 |

**Donations**

Estimated Funding: $ 239,422
Source of funding: Other
FTEs: 0.00

Donations from the community provide additional support to students. Donations are used to purchases items such as snacks, shoes, supplies, enrichment, physical fitness, mental health and wellness for students, as well as additional assistance to families. Please see below for the estimated funding amounts for our various donation accounts.

| | | FY 2027 Estimated funding |
|---|---|---|
| Church Without Walls Lunch & Learn | | $ 547 |
| Church Without Walls summer/fall student & family | | 572 |
| College Access Donation | | 662 |
| Donations - Community Schools | | 500 |
| Donnie Williams Foundation | | 200,000 |
| Hartshorn donation - snack packs and supplies | | 1,000 |
| Pre-K Donations | | 626 |
| Judy Center Donations | | 1,252 |
| Shoe Fund Donations | | 26,692 |
| Title I Donations | | 2,786 |
| Family Holiday Assistance (Church Without Walls) | | 511 |
| Student Services Donations | | 650 |
| J. Hoyer Foundation | | 3,427 |
| Judy Center Parent Café | | 197 |
| | Total | $ 239,422 |

# Restricted Fund Overview

**Safety & Security**

Estimated Funding: $ 102,614
Source of funding: Other
FTEs: 0.00

Safety & Security fees are collected from individuals for background investigations. Funds are then used to improve the safety and security of our schools through various initiatives.

| | | FY 2027 Estimated funding |
|---|---|---|
| Safety & Security Fees | | $ 95,714 |
| Safety & Security Improvements | | 6,900 |
| | Total | $ 102,614 |

**Social Funds**

Estimated Funding: $ 7,189
Source of funding: Other
FTEs: 0.00

Social fund accounts are supported by faculty/staff donations. The purpose of these funds are to express goodwill and celebrate employee milestones. Please see below for a list of the individual funds with the estimated funding amount.

| | | FY 2027 Estimated funding |
|---|---|---|
| DCI Sunshine (Social Fund) | | $ 950 |
| DSS Sunshine (Social Fund) | | 3,738 |
| Media Sunshine (Social Fund) | | 202 |
| Moakley Sunshine (Social Fund) | | 847 |
| School Nurses' Sunshine Club (Social Fund) | | 1,452 |
| | Total | $ 7,189 |

# Restricted Fund Overview

**Student Based Programs**

Estimated Funding: $ 485,757
Source of funding: Other
FTEs: 0.00

Student based program funds are in place to serve our students. Programs include camps, field trips and afterschool programs. Please see below for a list of the individual programs with the estimated funding amount.

| | | FY 2027 Estimated funding |
|---|---|---|
| Aerospace Camp | | $ 8,393 |
| After School Program | | 1,383 |
| Aftercare (For Space Camp) | | 230 |
| Destination Imagination | | 18,523 |
| Environmental Education (Field Trips)-Optional | | 104,432 |
| Fine Arts Council/ Camp | | 19,516 |
| Foreign Language & Math Summer paid Credit | | 16,559 |
| Garden Club | | 17,769 |
| K-12 School Activities (Field Trips) | | 140,322 |
| MGA/MUN | | 8,924 |
| Robotics (Northrup Grumman/ SMECO MESA) | | 194 |
| Skills USA | | 52,160 |
| Tech Kids Camp | | 6,297 |
| Tierra Troupers Run Team | | 2,503 |
| Transportation Water Safety | | 6,406 |
| APEX | | 74,452 |
| SMASC (St Mary's Association of Student Councils) | | 7,694 |
| | Total | $ 485,757 |

**Non-Instructional Programs**

Estimated Funding: $ 220,126
Source of funding: Other
FTEs: 0.00

Non-instructional programs are designed to provide continued support for various system initiatives. Projects include professional development, athletics, energy rebates and fees collected for replacement diplomas. Please see below for a list of the individual programs with the estimated funding amount.

| | | FY 2027 Estimated funding |
|---|---|---|
| Energy Rebates | | $ 139,759 |
| Interathletics | | 29,500 |
| Professional Development | | 46,667 |
| Replacement Diplomas | | 4,200 |
| | Total | $ 220,126 |

This page left blank intentionally

# Capital Improvements Program (CIP)

**FY 2027 - FY 2032 Local Capital Improvements Program**

| Project Title | Total Estimated Project Cost | Total Estimated State Cost | Total Estimated Local Cost | FY 2027 Local | FY 2028 Local | FY 2029 Local | FY 2030 Local | FY 2031 Local | FY 2032 Local |
|---|---|---|---|---|---|---|---|---|---|
| Chopticon H.S. - HVAC/Roof/Multi Systemic Renovation (Traditional, Healthy Schools, BTL) | 55,380,642 | 27,690,321 | 27,690,321 | 10,075,847 | 3,122,033 | 0 | 0 | 0 | 0 |
| Esperanza M.S. - HVAC Systemic Renovation (no chiller) | 16,636,000 | 8,903,290 | 7,732,710 | 1,661,000 | 6,071,710 | 0 | 0 | 0 | 0 |
| Leonardtown H.S. - HVAC Systemic Renov, Mercury Floor Abatement, New Gym Floor & Ble | 29,288,000 | 15,709,000 | 13,579,000 | 75,000 | 0 | 4,500,000 | 9,004,000 | 0 | 0 |
| Leonardtown H.S. - Chiller #2 Replacement | 2,431,406 | 1,295,689 | 1,135,717 | 1,135,717 | 0 | 0 | 0 | 0 | 0 |
| Relocatables for Various Sites (2 per year and design & demo) | 4,809,228 | 0 | 4,809,228 | 175,000 | 0 | 0 | 0 | 0 | 0 |
| Building Infrastructure - Critical | 17,013,808 | 0 | 17,013,808 | 190,000 | 3,525,000 | 190,000 | 660,000 | 2,595,000 | 2,050,000 |
| Building Infrastructure - Programmatic | 9,599,357 | 0 | 9,599,357 | 742,000 | 0 | 204,000 | 0 | 0 | 290,000 |
| Town Creek E.S. - Roof Systemic Renovation | 3,916,000 | 2,033,000 | 1,883,000 | 0 | 40,000 | 0 | 871,000 | 972,000 | 0 |
| Benjamin Banneker E.S. - Roof/HVAC Systemic Renovation | 7,101,000 | 0 | 7,101,000 | 0 | 40,000 | 0 | 1,493,000 | 5,568,000 | 0 |
| Ridge E.S. - Roof/HVAC Systemic Renovation | 7,577,000 | 3,835,000 | 3,742,000 | 0 | 0 | 40,000 | 0 | 981,000 | 2,721,000 |
| Oakville E.S. - HVAC/Roof Systemic Renovation & hot water heaters | 12,173,000 | 6,446,000 | 5,727,000 | 0 | 0 | 40,000 | 0 | 2,909,000 | 2,778,000 |
| Mechanicsville E.S. - Roof/HVAC Systemic Renovation | 10,632,000 | 5,616,000 | 5,016,000 | 0 | 0 | 40,000 | 0 | 2,651,000 | 2,325,000 |
| Leonardtown M.S. - HVAC/Roof Systemic Renovation | 26,650,000 | 14,407,000 | 12,243,000 | 0 | 0 | 40,000 | 0 | 6,952,000 | 5,251,000 |
| Lexington Park E.S. - Roof/HVAC Systemic Replacement & Skylights | 12,455,000 | 6,617,000 | 5,838,000 | 0 | 0 | 0 | 40,000 | 0 | 2,136,000 |
| Dr. James A. Forrest Career & Technology Center - HVAC Roof Systemic Renovation | 1,442,000 | 770,000 | 672,000 | 0 | 0 | 0 | 40,000 | 0 | 632,000 |
| Margaret Brent M.S. - HVAC Systemic Renovation | 1,454,000 | 777,000 | 677,000 | 0 | 0 | 0 | 40,000 | 0 | 637,000 |
| Leonardtown E.S. - HVAC Systemic Renovation | 806,000 | 401,000 | 405,000 | 0 | 0 | 0 | 40,000 | 0 | 365,000 |
| Great Mills H.S. - AHU/RTU Mechanical Replacement (Boilers/Water Heaters) | 14,475,000 | 7,740,000 | 6,735,000 | 0 | 0 | 0 | 0 | 584,000 | 6,151,000 |
| Leonardtown H.S. - Roof Systemic Renovation | 40,000 | 0 | 40,000 | 0 | 0 | 0 | 0 | 0 | 40,000 |
| Esperanza M.S. - Roof Systemic Renovation | 40,000 | 0 | 40,000 | 0 | 0 | 0 | 0 | 0 | 40,000 |
| Greenview Knolls E.S. - Roof Systemic Renovation | 40,000 | 0 | 40,000 | 0 | 0 | 0 | 0 | 0 | 40,000 |
| **TOTALS** | **233,959,441** | **102,240,300** | **131,719,141** | **14,054,564** | **12,798,743** | **5,054,000** | **12,188,000** | **23,212,000** | **25,456,000** |

**FY 2027 - FY 2032 State Capital Improvements Program**

| Project Title | Total Estimated Project Cost | Total Estimated State Cost | Total Estimated Local Cost | FY 2027 State | FY 2028 State | FY 2029 State | FY 2030 State | FY 2031 State | FY 2032 State |
|---|---|---|---|---|---|---|---|---|---|
| Chopticon H.S. - HVAC/Roof/Multi Systemic Renovation (Traditional, Healthy Schools, BTL) | 55,380,642 | 27,690,321 | 27,690,321 | 15,697,905 | 0 | 0 | 0 | 0 | 0 |
| Esperanza M.S. - HVAC Systemic Renovation (no chiller) | 16,636,000 | 8,903,290 | 7,732,710 | 5,647,100 | 3,256,190 | 0 | 0 | 0 | 0 |
| Leonardtown H.S. - HVAC Systemic Renov, Mercury Floor Abatement, New Gym Floor & Ble | 29,288,000 | 15,709,000 | 13,579,000 | 0 | 0 | 10,459,000 | 5,250,000 | 0 | 0 |
| Leonardtown H.S. - Chiller #2 Replacement | 2,431,406 | 1,295,689 | 1,135,717 | 1,295,689 | 0 | 0 | 0 | 0 | 0 |
| Relocatables for Various Sites (2 per year and design & demo) | 4,809,228 | 0 | 4,809,228 | 0 | 0 | 0 | 0 | 0 | 0 |
| Building Infrastructure - Critical | 17,013,808 | 0 | 17,013,808 | 0 | 0 | 0 | 0 | 0 | 0 |
| Building Infrastructure - Programmatic | 9,599,357 | 0 | 9,599,357 | 0 | 0 | 0 | 0 | 0 | 0 |
| Town Creek E.S. - Roof Systemic Renovation | 3,916,000 | 2,033,000 | 1,883,000 | 0 | 0 | 0 | 1,276,000 | 757,000 | 0 |
| Benjamin Banneker E.S. - Roof/HVAC Systemic Renovation | 7,101,000 | 0 | 7,101,000 | 0 | 0 | 0 | 1,034,000 | 6,968,000 | 0 |
| Ridge E.S. - Roof/HVAC Systemic Renovation | 7,577,000 | 3,835,000 | 3,742,000 | 0 | 0 | 0 | 0 | 2,402,000 | 1,433,000 |
| Oakville E.S. - HVAC/Roof Systemic Renovation & hot water heaters | 12,173,000 | 6,446,000 | 5,727,000 | 0 | 0 | 0 | 0 | 3,507,350 | 2,938,650 |
| Mechanicsville E.S. - Roof/HVAC Systemic Renovation | 10,632,000 | 5,616,000 | 5,016,000 | 0 | 0 | 0 | 0 | 3,347,000 | 2,269,000 |
| Leonardtown M.S. - HVAC/Roof Systemic Renovation | 26,650,000 | 14,407,000 | 12,243,000 | 0 | 0 | 0 | 0 | 8,366,200 | 6,040,800 |
| Lexington Park E.S. - Roof/HVAC Systemic Replacement & Skylights | 12,455,000 | 6,617,000 | 5,838,000 | 0 | 0 | 0 | 0 | 0 | 4,038,850 |
| Dr. James A. Forrest Career & Technology Center - HVAC Roof Systemic Renovation | 1,442,000 | 770,000 | 672,000 | 0 | 0 | 0 | 0 | 0 | 770,000 |
| Margaret Brent M.S. - HVAC Systemic Renovation | 1,454,000 | 777,000 | 677,000 | 0 | 0 | 0 | 0 | 0 | 777,000 |
| Leonardtown E.S. - HVAC Systemic Renovation | 806,000 | 401,000 | 405,000 | 0 | 0 | 0 | 0 | 0 | 401,000 |
| Great Mills H.S. - AHU/RTU Mechanical Replacement (Boilers/Water Heaters) | 14,475,000 | 7,740,000 | 6,735,000 | 0 | 0 | 0 | 0 | 704,000 | 7,036,000 |
| Leonardtown H.S. - Roof Systemic Renovation | 40,000 | 0 | 40,000 | 0 | 0 | 0 | 0 | 0 | 0 |
| Esperanza M.S. - Roof Systemic Renovation | 40,000 | 0 | 40,000 | 0 | 0 | 0 | 0 | 0 | 0 |
| Greenview Knolls E.S. - Roof Systemic Renovation | 40,000 | 0 | 40,000 | 0 | 0 | 0 | 0 | 0 | 0 |
| **TOTALS** | **233,959,441** | **102,240,300** | **131,719,141** | **22,640,694** | **3,256,190** | **10,459,000** | **7,560,000** | **26,051,550** | **25,704,300** |

**St. Mary's County Public Schools**

**FY 2027 Capital Improvements Funding**

| Project Name | Total Approved FY 2027 Request | State Funding | Local Funding |
|---|---|---|---|
| Chopticon H.S. - HVAC/Roof/Multi Systemic Renovation (Traditional, Healthy Schools, BTL) | 25,773,752 | 15,697,905 | 10,075,847 |
| Esperanza M.S. - HVAC Systemic Renovation (no chiller) | 7,308,100 | 5,647,100 | 1,661,000 |
| Leonardtown H.S. - HVAC Systemic Renov, Mercury Floor Abatement, New Gym Floor & Bleachers, Elevators | 75,000 | - | 75,000 |
| Leonardtown H.S. - Chiller #2 Replacement | 2,431,406 | 1,295,689 | 1,135,717 |
| **Total Funding for State Eligible Projects** | **35,588,258** | **22,640,694** | **12,947,564** |
| Relocatables for Various Sites (2 per year and design & demo) | 175,000 | - | 175,000 |
| Building Infrastructure - Critical | 190,000 | - | 190,000 |
| Building Infrastructure - Programmatic | 742,000 | - | 742,000 |
| **Total Funding for Local Projects** | **1,107,000** | **-** | **1,107,000** |
| **Grand Total FY 2027 State and Local Funding for the Capital Improvements Program** | **36,695,258** | **22,640,694** | **14,054,564** |

| **Project Title** | **Project Number** | **Classification** |
|---|---|---|
| Dr. James A. Forrest Career & Technology Center Roof/HVAC Systemic Renovation | | St. Mary's County Public Schools |

**Project Description**

This project will replace approximately 130,200 square feet of the existing roof, last replaced in 2005, and which will be 28 years old at the time of replacement. Maintenance monitors the roof and provides repairs on an as-needed basis, pending the roof replacement. This project will also replace the existing HVAC system, last replaced in 2005 and which will be 28 years old at the time of replacement. Local funds are being requested in FY 2030 for completion of a study to assist with development of the project scope in advance of the project, which is required by the Interagency Commission on School Construction.

**Compliance With Comprehensive Plan Section**

10.2.2.C.i Ensure adequate availability and adequacy of schools and educational resources. P. 10-3

**Discussion of Operating Budget Impact**

| Appropriation Phase | Total Project | Prior Approval | Budget FY2027 | 5-Year Capital Plan FY2028 | FY2029 | FY2030 | FY2031 | FY2032 | Balance to Complete |
|---|---|---|---|---|---|---|---|---|---|
| ARCHITECT/ENGINEERING | 2,852,000 | | | | | 40,000 | | 1,402,000 | 1,410,000 |
| LAND ACQUISITION | | | | | | | | | |
| CONSTRUCTION | 29,717,000 | | | | | | | | 29,717,000 |
| DEMOLITION | | | | | | | | | |
| INSPECTION/PROJ. MGMT | 10,000 | | | | | | | | 10,000 |
| UTILITIES | 15,000 | | | | | | | | 15,000 |
| EQUIPMENT | | | | | | | | | |
| OTHER | | | | | | | | | |
| **TOTAL COSTS** | **32,594,000** | | | | | **40,000** | | **1,402,000** | **31,152,000** |

**Funding Schedule**

| | | | | | | | | | |
|---|---|---|---|---|---|---|---|---|---|
| BONDS | 15,135,000 | | | | | 40,000 | | 632,000 | 14,463,000 |
| TRANSFER TAXES | | | | | | | | | |
| PAY-GO | | | | | | | | | |
| EXCISE TAX | | | | | | | | | |
| STATE FUNDS | 17,459,000 | | | | | | | 770,000 | 16,689,000 |
| FEDERAL FUNDS | | | | | | | | | |
| OTHER SOURCES | | | | | | | | | |
| **TOTAL FUNDS** | **32,594,000** | | | | | **40,000** | | **1,402,000** | **31,152,000** |

| **Operating Impacts** | **FY2027** | **FY2028** | **FY2029** | **FY2030** | **FY2031** | **FY2032** |
|---|---|---|---|---|---|---|
| STAFFING -FTEs | | | | | | |
| **TOTAL COSTS** | | | | | | |

| **Project Title** | **Project Number** | **Classification** |
|---|---|---|
| Esperanza Middle School Roof Systemic Renovation | | St. Mary's County Public Schools |

**Project Description**

This project will replace approximately 115,866 square feet of the existing roof, last replaced in 1999, and which will be 35 years old at the time of replacement. Maintenance monitors the roof and provides repairs on an as-needed basis, pending the roof replacement. Local funds are being requested in FY 2032 for completion of a study to assist with development of the project scope in advance of the project, which is required by the Interagency Commission on School Construction.

**Compliance With Comprehensive Plan Section**

10.2.2.C.i Ensure adequate availability and adequacy of schools and educational resources. P. 10-3

**Discussion of Operating Budget Impact**

| Appropriation Phase | Total Project | Prior Approval | Budget FY2027 | 5-Year Capital Plan FY2028 | FY2029 | FY2030 | FY2031 | FY2032 | Balance to Complete |
|---|---|---|---|---|---|---|---|---|---|
| ARCHITECT/ENGINEERING | 1,115,000 | | | | | | | 40,000 | 1,075,000 |
| LAND ACQUISITION | | | | | | | | | |
| CONSTRUCTION | 11,283,000 | | | | | | | | 11,283,000 |
| DEMOLITION | | | | | | | | | |
| INSPECTION/PROJ. MGMT | 10,000 | | | | | | | | 10,000 |
| UTILITIES | 15,000 | | | | | | | | 15,000 |
| EQUIPMENT | | | | | | | | | |
| OTHER | | | | | | | | | |
| **TOTAL COSTS** | **12,423,000** | | | | | | | **40,000** | **12,383,000** |

**Funding Schedule**

| | | | | | | | | | |
|---|---|---|---|---|---|---|---|---|---|
| BONDS | 5,789,000 | | | | | | | 40,000 | 5,749,000 |
| TRANSFER TAXES | | | | | | | | | |
| PAY-GO | | | | | | | | | |
| EXCISE TAX | | | | | | | | | |
| STATE FUNDS | 6,634,000 | | | | | | | | 6,634,000 |
| FEDERAL FUNDS | | | | | | | | | |
| OTHER SOURCES | | | | | | | | | |
| **TOTAL FUNDS** | **12,423,000** | | | | | | | **40,000** | **12,383,000** |

| **Operating Impacts** | **FY2027** | **FY2028** | **FY2029** | **FY2030** | **FY2031** | **FY2032** |
|---|---|---|---|---|---|---|
| STAFFING -FTEs | | | | | | |
| **TOTAL COSTS** | | | | | | |

| **Project Title** | **Project Number** | **Classification** |
|---|---|---|
| Great Mills High School AHU/RTU Mechanical Replacement | | St. Mary's County Public Schools |

**Project Description**

This project is for the replacement of the AHU/RTU mechanical units as well as the boilers and water heaters. The project does not include the replacement of the chiller which was replaced with local funding in FY 2025. The HVAC system was last replaced in 1997 and will be 31 years old at the time of replacement. All HVAC replacements now include technology to address humidity. A local study will be completed in FY 2027 with local building infrastructure critical funding. Maintenance monitors the system and provides repairs on an as-needed basis, pending the full replacement.

**Compliance With Comprehensive Plan Section**

10.2.2.C.i Ensure adequate availability and adequacy of schools and educational resources. P. 10-3

**Discussion of Operating Budget Impact**

| Appropriation Phase | Total Project | Prior Approval | Budget FY2027 | 5-Year Capital Plan FY2028 | FY2029 | FY2030 | FY2031 | FY2032 | Balance to Complete |
|---|---|---|---|---|---|---|---|---|---|
| ARCHITECT/ENGINEERING | 1,288,000 | | | | | | 966,000 | 322,000 | |
| LAND ACQUISITION | | | | | | | | | |
| CONSTRUCTION | 13,162,000 | | | | | | 297,000 | 12,865,000 | |
| DEMOLITION | | | | | | | | | |
| INSPECTION/PROJ. MGMT | 10,000 | | | | | | 10,000 | | |
| UTILITIES | 15,000 | | | | | | 15,000 | | |
| EQUIPMENT | | | | | | | | | |
| OTHER | | | | | | | | | |
| **TOTAL COSTS** | **1,4,754,000** | | | | | | **142,884,000** | **1341,874,000** | |

**Funding Schedule**

| | | | | | | | | | |
|---|---|---|---|---|---|---|---|---|---|
| BONDS | 6,735,000 | | | | | | 584,000 | 6,151,000 | |
| TRANSFER TAXES | | | | | | | | | |
| PAY-GO | | | | | | | | | |
| EXCISE TAX | | | | | | | | | |
| STATE FUNDS | 7,740,000 | | | | | | 704,000 | 7,036,000 | |
| FEDERAL FUNDS | | | | | | | | | |
| OTHER SOURCES | | | | | | | | | |
| **TOTAL FUNDS** | **1,4,754,000** | | | | | | **142,884,000** | **1341,874,000** | |

| Operating Impacts | FY2027 | FY2028 | FY2029 | FY2030 | FY2031 | FY2032 |
|---|---|---|---|---|---|---|
| STAFFING -FTEs | | | | | | |
| **TOTAL COSTS** | | | | | | |

| **Project Title** | **Project Number** | **Classification** |
|---|---|---|
| Greenview Knolls Elementary School Roof Systemic Renovation | | St. Mary's County Public Schools |

**Project Description**

This project will replace approximately 56,528 square feet of the existing roof, last replaced in 2001, and which will be 33 years old at the time of replacement. Maintenance monitors the roof and provides repairs on an as-needed basis, pending the roof replacement. Local funds are being requested in FY 2032 for completion of a study to assist with development of the project scope in advance of the project, which is required by the Interagency Commission on School Construction.

**Compliance With Comprehensive Plan Section**

10.2.2.C.i Ensure adequate availability and adequacy of schools and educational resources. P. 10-3

**Discussion of Operating Budget Impact**

| Appropriation Phase | Total Project | Prior Approval | Budget FY2027 | 5-Year Capital Plan FY2028 | FY2029 | FY2030 | FY2031 | FY2032 | Balance to Complete |
|---|---|---|---|---|---|---|---|---|---|
| ARCHITECT/ENGINEERING | 547,000 | | | | | | | 40,000 | 507,000 |
| LAND ACQUISITION | | | | | | | | | |
| CONSTRUCTION | 5,504,000 | | | | | | | | 5,504,000 |
| DEMOLITION | | | | | | | | | |
| INSPECTION/PROJ. MGMT | 10,000 | | | | | | | | 10,000 |
| UTILITIES | 15,000 | | | | | | | | 15,000 |
| EQUIPMENT | | | | | | | | | |
| OTHER | | | | | | | | | |
| **TOTAL COSTS** | **6,076,000** | | | | | | | **40,000** | **6,036,000** |

**Funding Schedule**

| | | | | | | | | | |
|---|---|---|---|---|---|---|---|---|---|
| BONDS | 2,840,000 | | | | | | | 40,000 | 2,800,000 |
| TRANSFER TAXES | | | | | | | | | |
| PAY-GO | | | | | | | | | |
| EXCISE TAX | | | | | | | | | |
| STATE FUNDS | 3,236,000 | | | | | | | | 3,236,000 |
| FEDERAL FUNDS | | | | | | | | | |
| OTHER SOURCES | | | | | | | | | |
| **TOTAL FUNDS** | **6,076,000** | | | | | | | **40,000** | **6,036,000** |

| **Operating Impacts** | **FY2027** | **FY2028** | **FY2029** | **FY2030** | **FY2031** | **FY2032** |
|---|---|---|---|---|---|---|
| STAFFING -FTEs | | | | | | |
| **TOTAL COSTS** | | | | | | |

| **Project Title** | **Project Number** | **Classification** |
|---|---|---|
| Leonardtown Elementary School HVAC Systemic Renovation | | St. Mary's County Public Schools |

**Project Description**

This project will replace the existing HVAC system, last replaced in 2007 and which will be 26 years old at the time of replacement. Local funds are being requested in FY 2030 for completion of a study to assist with development of the project scope in advance of the project, which is required by the Interagency Commission on School Construction.

**Compliance With Comprehensive Plan Section**

10.2.2.C.i Ensure adequate availability and adequacy of schools and educational resources. P. 10-3

**Discussion of Operating Budget Impact**

| Appropriation Phase | Total Project | Prior Approval | Budget FY2027 | 5-Year Capital Plan FY2028 | FY2029 | FY2030 | FY2031 | FY2032 | Balance to Complete |
|---|---|---|---|---|---|---|---|---|---|
| ARCHITECT/ENGINEERING | 766,000 | | | | | 40,000 | | 545,000 | 181,000 |
| LAND ACQUISITION | | | | | | | | | |
| CONSTRUCTION | 7,503,000 | | | | | | | 196,000 | 7,307,000 |
| DEMOLITION | | | | | | | | | |
| INSPECTION/PROJ. MGMT | 10,000 | | | | | | | 10,000 | |
| UTILITIES | 15,000 | | | | | | | 15,000 | |
| EQUIPMENT | | | | | | | | | |
| OTHER | | | | | | | | | |
| **TOTAL COSTS** | **8,294,000** | | | | | **40,000** | | **766,000** | **7,488,000** |

**Funding Schedule**

| | | | | | | | | | |
|---|---|---|---|---|---|---|---|---|---|
| BONDS | 3,882,000 | | | | | 40,000 | | 365,000 | 3,477,000 |
| TRANSFER TAXES | | | | | | | | | |
| PAY-GO | | | | | | | | | |
| EXCISE TAX | | | | | | | | | |
| STATE FUNDS | 4,412,000 | | | | | | | 401,000 | 4,011,000 |
| FEDERAL FUNDS | | | | | | | | | |
| OTHER SOURCES | | | | | | | | | |
| **TOTAL FUNDS** | **8,294,000** | | | | | **40,000** | | **766,000** | **7,488,000** |

| **Operating Impacts** | **FY2027** | **FY2028** | **FY2029** | **FY2030** | **FY2031** | **FY2032** |
|---|---|---|---|---|---|---|
| STAFFING -FTEs | | | | | | |
| **TOTAL COSTS** | | | | | | |

| **Project Title** | **Project Number** | **Classification** |
|---|---|---|
| Leonardtown High School Roof Systemic Renovation | | St. Mary's County Public Schools |

**Project Description**

This project will replace approximately 223,727 square feet of the existing roof, last replaced in 2001, and which will be 33 years old at the time of replacement. Maintenance monitors the roof and provides repairs on an as-needed basis, pending the roof replacement. Local funds are being requested in FY 2032 for completion of a study to assist with development of the project scope in advance of the project, which is required by the Interagency Commission on School Construction.

**Compliance With Comprehensive Plan Section**

10.2.2.C.i Ensure adequate availability and adequacy of schools and educational resources. P. 10-3

**Discussion of Operating Budget Impact**

| Appropriation Phase | Total Project | Prior Approval | Budget FY2027 | 5-Year Capital Plan FY2028 | FY2029 | FY2030 | FY2031 | FY2032 | Balance to Complete |
|---|---|---|---|---|---|---|---|---|---|
| ARCHITECT/ENGINEERING | 2,020,000 | | | | | | | 40,000 | 1,980,000 |
| LAND ACQUISITION | | | | | | | | | |
| CONSTRUCTION | 21,095,000 | | | | | | | | 21,095,000 |
| DEMOLITION | | | | | | | | | |
| INSPECTION/PROJ. MGMT | 10,000 | | | | | | | | 10,000 |
| UTILITIES | 15,000 | | | | | | | | 15,000 |
| EQUIPMENT | | | | | | | | | |
| OTHER | | | | | | | | | |
| **TOTAL COSTS** | **23,140,000** | | | | | | | **40,000** | **23,100,000** |

**Funding Schedule**

| | | | | | | | | | |
|---|---|---|---|---|---|---|---|---|---|
| BONDS | 10,736,000 | | | | | | | 40,000 | 10,696,000 |
| TRANSFER TAXES | | | | | | | | | |
| PAY-GO | | | | | | | | | |
| EXCISE TAX | | | | | | | | | |
| STATE FUNDS | 12,404,000 | | | | | | | | 12,404,000 |
| FEDERAL FUNDS | | | | | | | | | |
| OTHER SOURCES | | | | | | | | | |
| **TOTAL FUNDS** | **23,140,000** | | | | | | | **40,000** | **23,100,000** |

| **Operating Impacts** | **FY2027** | **FY2028** | **FY2029** | **FY2030** | **FY2031** | **FY2032** |
|---|---|---|---|---|---|---|
| STAFFING -FTEs | | | | | | |
| **TOTAL COSTS** | | | | | | |

| **Project Title** | **Project Number** | **Classification** |
|---|---|---|
| Margaret Brent Middle School HVAC Systemic Renovation | | St. Mary's County Public Schools |

**Project Description**

This project will replace the existing HVAC system, last replaced in 2006 and which will be 27 years old at the time of replacement. Local funds are being requested in FY 2030 for completion of a study to assist with development of the project scope in advance of the project, which is required by the Interagency Commission on School Construction.

**Compliance With Comprehensive Plan Section**

10.2.2.C.i Ensure adequate availability and adequacy of schools and educational resources. P. 10-3

**Discussion of Operating Budget Impact**

| Appropriation Phase | Total Project | Prior Approval | Budget FY2027 | 5-Year Capital Plan FY2028 | FY2029 | FY2030 | FY2031 | FY2032 | Balance to Complete |
|---|---|---|---|---|---|---|---|---|---|
| ARCHITECT/ENGINEERING | 1,414,000 | | | | | 40,000 | | 1,031,000 | 343,000 |
| LAND ACQUISITION | | | | | | | | | |
| CONSTRUCTION | 14,526,000 | | | | | | | 358,000 | 14,168,000 |
| DEMOLITION | | | | | | | | | |
| INSPECTION/PROJ. MGMT | 10,000 | | | | | | | 10,000 | |
| UTILITIES | 15,000 | | | | | | | 15,000 | |
| EQUIPMENT | | | | | | | | | |
| OTHER | | | | | | | | | |
| **TOTAL COSTS** | **15,969,000** | | | | | **40,000** | | **1,414,000** | **14,511,000** |

**Funding Schedule**

| | | | | | | | | | |
|---|---|---|---|---|---|---|---|---|---|
| BONDS | 7,423,000 | | | | | 40,000 | | 637,000 | 6,746,000 |
| TRANSFER TAXES | | | | | | | | | |
| PAY-GO | | | | | | | | | |
| EXCISE TAX | | | | | | | | | |
| STATE FUNDS | 8,542,000 | | | | | | | 777,000 | 7,765,000 |
| FEDERAL FUNDS | | | | | | | | | |
| OTHER SOURCES | | | | | | | | | |
| **TOTAL FUNDS** | **15,969,000** | | | | | **40,000** | | **1,414,000** | **14,511,000** |

| **Operating Impacts** | **FY2027** | **FY2028** | **FY2029** | **FY2030** | **FY2031** | **FY2032** |
|---|---|---|---|---|---|---|
| STAFFING -FTEs | | | | | | |
| **TOTAL COSTS** | | | | | | |

| **Project Title** | **Project Number** | **Classification** |
|---|---|---|
| Leonardtown High School Chiller #2 Replacement | PS-27XX | St. Mary's County Public Schools |

**Project Description**

This project is for the replacement of Chiller #2 due to failure. The chiller was last replaced as part of the HVAC systemic renovation project completed in 2002 and will be 25 years old at the time of replacement. The design for the chiller is being completed in FY 2026 with building infrastructure critical funding. Leonardtown High School is programmed for an HVAC Systemic Renovation, with local planning/study funding being requested in FY 2027 and state and local construction funding being requested beginning in FY 2029.

**Compliance With Comprehensive Plan Section**

10.2.2.C.i Ensure adequate availability and adequacy of schools and educational resources. P. 10-3

**Discussion of Operating Budget Impact**

| Appropriation Phase | Total Project | Prior Approval | Budget FY2027 | 5-Year Capital Plan FY2028 | FY2029 | FY2030 | FY2031 | FY2032 | Balance to Complete |
|---|---|---|---|---|---|---|---|---|---|
| ARCHITECT/ENGINEERING | 156,843 | | 156,843 | | | | | | |
| LAND ACQUISITION | | | | | | | | | |
| CONSTRUCTION | 2,274,563 | | 2,274,563 | | | | | | |
| DEMOLITION | | | | | | | | | |
| INSPECTION/PROJ. MGMT | | | | | | | | | |
| UTILITIES | | | | | | | | | |
| EQUIPMENT | | | | | | | | | |
| OTHER | | | | | | | | | |
| **TOTAL COSTS** | **2,316,04** | | **2,316,04** | | | | | | |

**Funding Schedule**

| | | | | | | | | | |
|---|---|---|---|---|---|---|---|---|---|
| BONDS | 1,135,717 | | 1,135,717 | | | | | | |
| TRANSFER TAXES | | | | | | | | | |
| PAY-GO | | | | | | | | | |
| EXCISE TAX | | | | | | | | | |
| STATE FUNDS | 1,295,689 | | 1,295,689 | | | | | | |
| FEDERAL FUNDS | | | | | | | | | |
| OTHER SOURCES | | | | | | | | | |
| **TOTAL FUNDS** | **2,316,04** | | **2,316,04** | | | | | | |

| Operating Impacts | FY2027 | FY2028 | FY2029 | FY2030 | FY2031 | FY2032 |
|---|---|---|---|---|---|---|
| STAFFING -FTEs | | | | | | |
| **TOTAL COSTS** | | | | | | |

| **Project Title** | **Project Number** | **Classification** |
|---|---|---|
| Relocatables for Various Sites | PS-1403 | St. Mary's County Public Schools |

**Project Description**

Based on current and projected enrollment, this project is to provide relocatable classrooms to meet the capacity needs at various locations. The current and projected enrollments are evaluated, both in the fall and the spring, to identify which schools will need relocatables for the following year. The intention of the school system is to design and place units so that they are available for August of each year, which requires design funding to be funded a year prior to installation. This project provides for the relocation of relocatables, the purchase of relocatables, and the demolition of relocatables that have exceeded their useful life.

**Compliance With Comprehensive Plan Section**

10.2.2.C.i Ensure adequate availability and adequacy of schools and educational resources. P. 10-3

**Discussion of Operating Budget Impact**

| Appropriation Phase | Total Project | Prior Approval | Budget FY2027 | 5-Year Capital Plan FY2028 | FY2029 | FY2030 | FY2031 | FY2032 | Balance to Complete |
|---|---|---|---|---|---|---|---|---|---|
| ARCHITECT/ENGINEERING | 304,000 | 282,000 | 22,000 | | | | | | |
| CONSTRUCTION | 4,149,228 | 3,996,228 | 153,000 | | | | | | |
| DEMOLITION | | | | | | | | | |
| INSPECTION/ PROJ. MGMT | 87,500 | 87,500 | | | | | | | |
| UTILITIES | 142,500 | 142,500 | | | | | | | |
| EQUIPMENT | 126,000 | 126,000 | | | | | | | |
| OTHER | | | | | | | | | |
| **TOTAL COSTS** | **4,809,228** | **4,634,228** | **175,000** | | | | | | |

**Funding Schedule**

| | | | | | | | | | |
|---|---|---|---|---|---|---|---|---|---|
| BONDS | 1,363,899 | 1,188,899 | 175,000 | | | | | | |
| TRANSFER TAXES | 1,905,329 | 1,905,329 | | | | | | | |
| IMPACT FEES | 1,155,000 | 1,155,000 | | | | | | | |
| PAY-GO | 385,000 | 385,000 | | | | | | | |
| STATE FUNDS | | | | | | | | | |
| FEDERAL FUNDS | | | | | | | | | |
| OTHER SOURCES | | | | | | | | | |
| **TOTAL FUNDS** | **4,809,228** | **4,634,228** | **175,000** | | | | | | |

| Operating Impacts | FY2027 | FY2028 | FY2029 | FY2030 | FY2031 | FY2032 |
|---|---|---|---|---|---|---|
| STAFFING -FTEs | | | | | | |
| PERSONAL SERVICES COSTS | | | | | | |
| CONTRACTED SERVICES | | | | | | |
| SUPPLIES & MATERIALS | | | | | | |
| UTILITIES | | | | | | |
| FURNITURE & EQUIPMENT | | | | | | |
| OTHER | | | | | | |
| **TOTAL COSTS** | | | | | | |

| **Project Title** | **Project Number** | **Classification** |
|---|---|---|
| Building Infrastructure - Critical | PS-1804 | St. Mary's County Public Schools |

**Project Description**

This program provides funds for major replacement, deferred maintenance & repair projects, system upgrades, & critical maintenance & repairs to critical building components to include: air handlers, chillers, cooling towers, fire alarms, oil tanks, water feeds, well pumps, & fields/grounds. FY 2027:GMHS AHU/RTU Mech Rep(study) $20,000;OES Water Tank/Well Pump/Controls Rep(study) $10,000;BBES Boiler,Oil Tank,Fuel Lift Station(design) $50,000;GKES VRF(design) $110,000 FY 2028:GKES VRF $950,000;OES Rep Water Tank & Well Pump/Controls $400,000;BBES Boiler,Oil Tank,Fuel Lift Station $800,000;LES HVAC Sys Ren(study) $20,000;CHS Sewage Site Upgrade $350,000;RES Bladder Tank Rep/Well Vault Mod/Tank Abandon $105,000;HES Well Tank Rep. $100,000;BBES ECC Sewer Lift Station $600,000;GWCES Roof Patch & Reseal $200,000 FY 2029:MBMS Well Controls(study/design) $50,000;RES Boiler & Hot Water Heater Rep(study) $20,000;TCES Generator $120,000 FY 2030:MBMS Sewage Pump Rep(study/design) $80,000;RES Boiler,Hot Water Heater Rep,& New Generator(design/const) $380,000;BBES ECC Chiller Rep(study/design) $20,000;GWCES & EES Chiller Rep(study/design) $50,000 each;MBMS Well Controls $50,000;EES Geo HVAC Unit Rep(study) $30,000 FY 2031:GWCES,EES,& BBES ECC Chiller Rep $260,000, $1,000,000, $260,000;MBMS Sewage Pump Rep $75,000;DSS Roof/HVAC(design/const) $1,000,000 FY 2032:EES Geo HVAC Unit Rep(design/const) $1,400,000;OES Septic/Drainfield(design/const) $300,000;WMES Elec Panel/Generator $200,000;DSS, PHES, HES Oil Tank Rep $50,000 each

**Compliance With Comprehensive Plan Section**

10.2.2.C.i Ensure adequate availability and adequacy of schools and educational resources. P. 10-3

**Discussion of Operating Budget Impact**

| Appropriation Phase | Total Project | Prior Approval | Budget FY2027 | 5-Year Capital Plan FY2028 | FY2029 | FY2030 | FY2031 | FY2032 | Balance to Complete |
|---|---|---|---|---|---|---|---|---|---|
| ARCHITECT/ENGINEERING | 230,000 | 140,000 | 15,000 | 15,000 | 15,000 | 15,000 | 15,000 | 15,000 | |
| LAND ACQUISITION | | | | | | | | | |
| CONSTRUCTION | 16,783,808 | 7,663,808 | 175,000 | 3,510,000 | 175,000 | 645,000 | 2,580,000 | 2,035,000 | |
| DEMOLITION | | | | | | | | | |
| INSPECTION / PROJ. MGMT. | | | | | | | | | |
| UTILITIES | | | | | | | | | |
| EQUIPMENT | | | | | | | | | |
| OTHER -CONTINGENCY | | | | | | | | | |
| **TOTAL COSTS** | **17,013,808** | **7,803,808** | **190,000** | **3,525,000** | **190,000** | **660,000** | **2,595,000** | **2,050,000** | |

**Funding Schedule**

| | | | | | | | | | |
|---|---|---|---|---|---|---|---|---|---|
| BONDS | 14,343,470 | 5,133,470 | 190,000 | 3,525,000 | 190,000 | 660,000 | 2,595,000 | 2,050,000 | |
| TRANSFER TAXES | 2,500,842 | 2,500,842 | | | | | | | |
| PAY-GO | 78,217 | 78,217 | | | | | | | |
| IMPACT FEES - SCHOOLS | 91,279 | 91,279 | | | | | | | |
| STATE FUNDS | | | | | | | | | |
| FEDERAL FUNDS | | | | | | | | | |
| OTHER SOURCES | | | | | | | | | |
| **TOTAL FUNDS** | **17,013,808** | **7,803,808** | **190,000** | **3,525,000** | **190,000** | **660,000** | **2,595,000** | **2,050,000** | |

| Operating Impacts | FY2027 | FY2028 | FY2029 | FY2030 | FY2031 | FY2032 |
|---|---|---|---|---|---|---|
| STAFFING -FTEs | | | | | | |
| PERSONAL SERVICES COSTS | | | | | | |
| CONTRACTED SERVICES | | | | | | |
| SUPPLIES & MATERIALS | | | | | | |
| UTILITIES | | | | | | |
| FURNITURE & EQUIPMENT | | | | | | |
| OTHER | | | | | | |
| **TOTAL COSTS** | | | | | | |

| **Project Title** | **Project Number** | **Classification** |
|---|---|---|
| Building Infrastructure - Programmatic | PS-1805 | St. Mary's County Public Schools |

**Project Description**

This program provides funds for programmatic construction and repairs of projects identified in the Comprehensive Maintenance Plan for Educational Facilities for life cycle replacement, to include: site paving, playgrounds, and flooring. Anticipated projects typically require minimal design services. FY 2027: OES Fire Alarm $134,000; OES Carpet Removal, Flooring, & ACM $233,000; GHES Caulking & Repointing $125,000; BBES ECC Flooring & ACM $180,000; GKES & LMS ADA Chairlift Modernization $35,000 each FY 2028: No projects FY 2029: EES Fire Alarm $100,000; PHES Fire Alarm $104,000 FY 2030: No projects FY 2031: No projects FY 2032: EES Sewage Pump Replacement $20,000; DSS Paving $270,000

**Compliance With Comprehensive Plan Section**

10.2.2.C.i Ensure adequate availability and adequacy of schools and educational resources. P. 10-3

**Discussion of Operating Budget Impact**

| Appropriation Phase | Total Project | Prior Approval | Budget FY2027 | 5-Year Capital Plan FY2028 | FY2029 | FY2030 | FY2031 | FY2032 | Balance to Complete |
|---|---|---|---|---|---|---|---|---|---|
| ARCHITECT/ENGINEERING | 176,000 | 146,000 | 10,000 | | 10,000 | | | 10,000 | |
| LAND ACQUISITION | | | | | | | | | |
| CONSTRUCTION | 9,423,356 | 8,217,356 | 732,000 | | 194,000 | | | 280,000 | |
| DEMOLITION | | | | | | | | | |
| INSPECTION/PROJ. MGMT. | | | | | | | | | |
| UTILITIES | | | | | | | | | |
| OTHER- CONTINGENCY | | | | | | | | | |
| **TOTAL COSTS** | **9,599,35,** | **8,363,35,** | **742,000** | | **204,000** | | | **290,000** | |

**Funding Schedule**

| | | | | | | | | | |
|---|---|---|---|---|---|---|---|---|---|
| BONDS | 4,952,667 | 3,716,667 | 742,000 | | 204,000 | | | 290,000 | |
| TRANSFER TAXES | 4,113,689 | 4,113,689 | | | | | | | |
| PAY-GO | 533,000 | 533,000 | | | | | | | |
| EXCISE TAX | | | | | | | | | |
| STATE FUNDS | | | | | | | | | |
| FEDERAL FUNDS | | | | | | | | | |
| OTHER SOURCES | | | | | | | | | |
| **TOTAL FUNDS** | **9,599,35,** | **8,363,35,** | **742,000** | | **204,000** | | | **290,000** | |

| **Operating Impacts** | **FY2027** | **FY2028** | **FY2029** | **FY2030** | **FY2031** | **FY2032** |
|---|---|---|---|---|---|---|
| STAFFING -FTEs | | | | | | |
| PERSONAL SERVICES COSTS | | | | | | |
| CONTRACTED SERVICES | | | | | | |
| **TOTAL COSTS** | | | | | | |

| Project Title | Project Number | Classification |
|---|---|---|
| Chopticon High School - Multi Systemic Renovation | PS-2203 | St. Mary's County Public Schools |

**Project Description**

Based on budget constraints, project was revised from a limited renovation to a multi-systemic renovation including the building envelope, electrical, roof, and HVAC system. Project includes exterior work to the building envelope including replacement of windows & doors, new window flashings, replacement of window systems, replacement of metal doors and frames, regrading surfaces & install drainage of the rear exit doors, replacing the roofing with (4 ply built) with white cap sheet, & installing additional overflow drains/scuppers. Interior work includes replacement of the ceiling and grid throughout the school. Structural work includes the reinforcement of the existing roof for new HVAC equipment and new dunnage framing. Mechanical work includes replacement of heating plant, piping distribution, air distribution, and automatic temperature control. Plumbing work includes potable water system, replacement of plumbing fixtures, & sanitary and storm replacement of above ground piping. Electrical work includes power distribution switchboard, emergency generator, lighting system from fluorescent to LED, and fire alarm/security compliant voice evacuation system. Fire protection system work includes wet pipe sprinkler system and measures for phased occupied construction. The work will also include ADA restroom modifications and a renovation of the locker rooms. State funding is as follows: HSFF $6,857,923, BTLA $13,531,434, SCIP $10,500,354 prior & $2,166,471 FY 2027 for total of $33,056,182.

**Compliance With Comprehensive Plan Section**

10.2.2.C.i Ensure adequate availability and adequacy of schools and educational resources. P. 10-3

**Discussion of Operating Budget Impact**

| Appropriation Phase | Total Project | Prior Approval | Budget FY2027 | 5-Year Capital Plan FY2028 | FY2029 | FY2030 | FY2031 | FY2032 | Balance to Complete |
|---|---|---|---|---|---|---|---|---|---|
| ARCHITECT/ENGINEERING | 6,814,498 | 6,814,498 | | | | | | | |
| LAND ACQUISITION | | | | | | | | | |
| CONSTRUCTION | 53,907,005 | 25,011,220 | 25,773,752 | 3,122,033 | | | | | |
| DEMOLITION | | | | | | | | | |
| INSPECTION/PROJ. MGMT | 10,000 | 10,000 | | | | | | | |
| UTILITIES | 15,000 | 15,000 | | | | | | | |
| EQUIPMENT | | | | | | | | | |
| OTHER | | | | | | | | | |
| **TOTAL COSTS** | **60,746,503** | **31,850,718** | **25,773,752** | **3,122,033** | | | | | |

**Funding Schedule**

| | | | | | | | | | |
|---|---|---|---|---|---|---|---|---|---|
| BONDS | 25,233,821 | 12,622,441 | 10,075,847 | 2,535,533 | | | | | |
| TRANSFER TAXES | 1,870,000 | 1,870,000 | | | | | | | |
| PAY-GO | | | | | | | | | |
| EXCISE TAX | 586,500 | | | 586,500 | | | | | |
| STATE FUNDS | 33,056,182 | 17,358,277 | 15,697,905 | | | | | | |
| FEDERAL FUNDS | | | | | | | | | |
| OTHER SOURCES | | | | | | | | | |
| **TOTAL FUNDS** | **60,746,503** | **31,850,718** | **25,773,752** | **3,122,033** | | | | | |

| Operating Impacts | FY2027 | FY2028 | FY2029 | FY2030 | FY2031 | FY2032 |
|---|---|---|---|---|---|---|
| STAFFING -FTEs | | | | | | |
| PERSONAL SERVICES | | | | | | |
| CONTRACTED SERVICES | | | | | | |
| OTHER | | | | | | |
| Utilities | | | | | | |
| **TOTAL COSTS** | | | | | | |

| Project Title | Project Number | Classification |
|---|---|---|
| Lexington Park Elementary School - Roof/HVAC Systemic Renovation & Skylights | PS-2601 | St. Mary's County Public Schools |

**Project Description**

This project will replace 39,965 square feet of existing roof. The roof was last replaced in 1999 and will be 33 years old at the time of replacement. The project will also include HVAC component replacements. In April 2025 the chiller and BAS were replaced. Once circulating pump was replaced in December 2023. These items will not be included in this project. Components that have not been replaced and will be included in the project are all other equipment, AHU's, rooftop exhaust, unit ventilators in all rooms, and circulation pumps. This project also includes the replacement of skylights. Maintenance monitors these systems and provides repairs on an as-needed basis, pending the replacements. Local funds are being requested in FY 2030 for completion of a study to assist with development of the project scope in advance of the project, which is required by the Interagency Commission on School Construction.

**Compliance With Comprehensive Plan Section**

10.2.2.C.i Ensure adequate availability and adequacy of schools and educational resources. P. 10-3

**Discussion of Operating Budget Impact**

| Appropriation Phase | Total Project | Prior Approval | Budget FY2027 | 5-Year Capital Plan FY2028 | FY2029 | FY2030 | FY2031 | FY2032 | Balance to Complete |
|---|---|---|---|---|---|---|---|---|---|
| ARCHITECT/ENGINEERING | 1,192,000 | | | | | 40,000 | | 864,000 | 288,000 |
| LAND ACQUISITION | | | | | | | | | |
| CONSTRUCTION | 11,238,000 | | | | | | | 5,285,850 | 5,952,150 |
| DEMOLITION | | | | | | | | | |
| INSPECTION/PROJ. MGMT | 10,000 | | | | | | | 10,000 | |
| UTILITIES | 15,000 | | | | | | | 15,000 | |
| EQUIPMENT | | | | | | | | | |
| OTHER | | | | | | | | | |
| **TOTAL COSTS** | **126,556,000** | | | | | **,060,000** | | **4617,6850** | **462,0616150** |

**Funding Schedule**

| | | | | | | | | | |
|---|---|---|---|---|---|---|---|---|---|
| BONDS | 5,838,000 | | | | | 40,000 | | 2,136,000 | 3,662,000 |
| TRANSFER TAXES | | | | | | | | | |
| PAY-GO | | | | | | | | | |
| EXCISE TAX | | | | | | | | | |
| STATE FUNDS | 6,617,000 | | | | | | | 4,038,850 | 2,578,150 |
| FEDERAL FUNDS | | | | | | | | | |
| OTHER SOURCES | | | | | | | | | |
| **TOTAL FUNDS** | **126,556,000** | | | | | **,060,000** | | **4617,6850** | **462,0616150** |

| Operating Impacts | FY2027 | FY2028 | FY2029 | FY2030 | FY2031 | FY2032 |
|---|---|---|---|---|---|---|
| STAFFING -FTEs | | | | | | |
| PERSONAL SERVICE COSTS | | | | | | |
| CONTRACTED SERVICES | | | | | | |
| OTHER | | | | | | |
| **TOTAL COSTS** | | | | | | |

| **Project Title** | **Project Number** | **Classification** |
|---|---|---|
| Ridge Elementary School - Roof/HVAC Systemic Renovation | PS-2602 | St. Mary's County Public Schools |

**Project Description**

This project will replace 32,537 square feet of existing bituminous roof. The roof was last replaced in 1998 and will be 34 years old at the time of replacement. The project will also include HVAC component replacements. In April 2025 the chiller, BAS, all AHU's except one mini split that feeds a small room off the media center were replaced. These items will not be included in this project. Components that have not been replaced and will be included in the project are boilers, associated pumps, unit ventilators in all rooms, oil domestic hot water heaters, circulation pumps, and one split unit servicing an office space. Maintenance monitors these systems and provides repairs on an as-needed basis, pending the replacements . Local funds are being requested in FY 2029 for completion of a study to assist with development of the project scope in advance of the project, which is required by the Interagency Commission on School Construction.

**Compliance With Comprehensive Plan Section**

10.2.2.C.i Ensure adequate availability and adequacy of schools and educational resources. P. 10-3

**Discussion of Operating Budget Impact**

| Appropriation Phase | Total Project | Prior Approval | Budget FY2027 | 5-Year Capital Plan FY2028 | FY2029 | FY2030 | FY2031 | FY2032 | Balance to Complete |
|---|---|---|---|---|---|---|---|---|---|
| ARCHITECT/ENGINEERING | 721,000 | | | | 40,000 | | 511,000 | 170,000 | |
| LAND ACQUISITION | | | | | | | | | |
| CONSTRUCTION | 6,831,000 | | | | | | 2,847,000 | 3,984,000 | |
| DEMOLITION | | | | | | | | | |
| INSPECTION/PROJ. MGMT | 10,000 | | | | | | 10,000 | | |
| UTILITIES | 15,000 | | | | | | 15,000 | | |
| EQUIPMENT | | | | | | | | | |
| OTHER | | | | | | | | | |
| **TOTAL COSTS** | **7,577,000** | | | | **40,000** | | **3,383,000** | **4,154,000** | |

**Funding Schedule**

| | | | | | | | | | |
|---|---|---|---|---|---|---|---|---|---|
| BONDS | 3,742,000 | | | | 40,000 | | 981,000 | 2,721,000 | |
| TRANSFER TAXES | | | | | | | | | |
| PAY-GO | | | | | | | | | |
| EXCISE TAX | | | | | | | | | |
| STATE FUNDS | 3,835,000 | | | | | | 2,402,000 | 1,433,000 | |
| FEDERAL FUNDS | | | | | | | | | |
| OTHER SOURCES | | | | | | | | | |
| **TOTAL FUNDS** | **7,577,000** | | | | **40,000** | | **3,383,000** | **4,154,000** | |

| **Operating Impacts** | **FY2027** | **FY2028** | **FY2029** | **FY2030** | **FY2031** | **FY2032** |
|---|---|---|---|---|---|---|
| STAFFING -FTEs | | | | | | |
| PERSONAL SERVICE COSTS | | | | | | |
| CONTRACTED SERVICES | | | | | | |
| OTHER | | | | | | |
| **TOTAL COSTS** | | | | | | |

| **Project Title** | **Project Number** | **Classification** |
|---|---|---|
| Leonardtown High School - HVAC Systemic Renovation | PS-2702 | St. Mary's County Public Schools |

**Project Description**

This project is for the replacement of the HVAC system for the building, last updated in 2002. At the time of completion of the project, the system will be 28 years old. This includes all of the HVAC system components with the exception of Chiller #2 which is being replaced in FY 2027. Other systemic improvements included in the project include mercury floor abatement and a new gym floor and bleachers and replacement of elevators. Maintenance monitors the system and provides repairs on an as-needed basis, pending the replacement. Local funds are being requested in FY 2027 for completion of a study in advance of the project, which is required by the Interagency Commission on School Construction.

**Compliance With Comprehensive Plan Section**

10.2.2.C.i Ensure adequate availability and adequacy of schools and educational resources. P. 10-3

**Discussion of Operating Budget Impact**

| Appropriation Phase | Total Project | Prior Approval | Budget FY2027 | 5-Year Capital Plan FY2028 | FY2029 | FY2030 | FY2031 | FY2032 | Balance to Complete |
|---|---|---|---|---|---|---|---|---|---|
| ARCHITECT/ENGINEERING | 2,542,000 | | 75,000 | | 1,850,000 | 617,000 | | | |
| LAND ACQUISITION | | | | | | | | | |
| CONSTRUCTION | 26,721,000 | | | | 13,084,000 | 13,637,000 | | | |
| DEMOLITION | | | | | | | | | |
| INSPECTION/PROJ. MGMT | 10,000 | | | | 10,000 | | | | |
| UTILITIES | 15,000 | | | | 15,000 | | | | |
| EQUIPMENT | | | | | | | | | |
| OTHER | | | | | | | | | |
| **TOTAL COSTS** | **29,288,000** | | **75,000** | | **14,959,000** | **14,254,000** | | | |

**Funding Schedule**

| | | | | | | | | | |
|---|---|---|---|---|---|---|---|---|---|
| BONDS | 12,992,500 | | 75,000 | | 4,500,000 | 8,417,500 | | | |
| TRANSFER TAXES | | | | | | | | | |
| PAY-GO | | | | | | | | | |
| EXCISE TAX | 586,500 | | | | | 586,500 | | | |
| STATE FUNDS | 15,709,000 | | | | 10,459,000 | 5,250,000 | | | |
| FEDERAL FUNDS | | | | | | | | | |
| OTHER SOURCES | | | | | | | | | |
| **TOTAL FUNDS** | **29,288,000** | | **75,000** | | **14,959,000** | **14,254,000** | | | |

| Operating Impacts | FY2027 | FY2028 | FY2029 | FY2030 | FY2031 | FY2032 |
|---|---|---|---|---|---|---|
| STAFFING -FTEs | | | | | | |
| PERSONAL SERVICE COSTS | | | | | | |
| CONTRACTED SERVICES | | | | | | |
| OTHER | | | | | | |
| **TOTAL COSTS** | | | | | | |

| **Project Title** | **Project Number** | **Classification** |
|---|---|---|
| Benjamin Banneker Elementary School Roof/HVAC Systemic Renovation | PS-2801 | St. Mary's County Public Schools |

**Project Description**

This project will replace approximately 36,000 square feet of the existing roof that was last replaced in 1998, which will be 33 years old at the time of replacement. A pre-design study will review the whole roof to determine if any additional work needs to be included in the project. Maintenance monitors the roof and provides repairs on an as-needed basis, pending the roof replacement. This project will also replace the existing HVAC system which was last replaced in 2002 and which will be 29 years old at the time of replacement. Local funds are being requested in FY 2028 for completion of the pre-design study to assist with project scope development in advance of the project, which is required by the Interagency Commission on School Construction.

**Compliance With Comprehensive Plan Section**

10.2.2.C.i Ensure adequate availability and adequacy of schools and educational resources. P. 10-3

**Discussion of Operating Budget Impact**

| Appropriation Phase | Total Project | Prior Approval | Budget FY2027 | 5-Year Capital Plan FY2028 | FY2029 | FY2030 | FY2031 | FY2032 | Balance to Complete |
|---|---|---|---|---|---|---|---|---|---|
| ARCHITECT/ENGINEERING | 1,405,000 | | | 40,000 | | 1,023,750 | 341,250 | | |
| LAND ACQUISITION | | | | | | | | | |
| CONSTRUCTION | 13,673,000 | | | | | 1,478,250 | 12,194,750 | | |
| DEMOLITION | | | | | | | | | |
| INSPECTION/PROJ. MGMT | 10,000 | | | | | 10,000 | | | |
| UTILITIES | 15,000 | | | | | 15,000 | | | |
| EQUIPMENT | | | | | | | | | |
| OTHER | | | | | | | | | |
| **TOTAL COSTS** | **15,103,000** | | | **40,000** | | **2,527,000** | **12,534,000** | | |

**Funding Schedule**

| | | | | | | | | | |
|---|---|---|---|---|---|---|---|---|---|
| BONDS | 7,061,000 | | | | | 1,493,000 | 5,568,000 | | |
| TRANSFER TAXES | 40,000 | | | 40,000 | | | | | |
| PAY-GO | | | | | | | | | |
| EXCISE TAX | | | | | | | | | |
| STATE FUNDS | 8,002,000 | | | | | 1,034,000 | 6,968,000 | | |
| FEDERAL FUNDS | | | | | | | | | |
| OTHER SOURCES | | | | | | | | | |
| **TOTAL FUNDS** | **15,103,000** | | | **40,000** | | **2,527,000** | **12,534,000** | | |

| Operating Impacts | FY2027 | FY2028 | FY2029 | FY2030 | FY2031 | FY2032 |
|---|---|---|---|---|---|---|
| STAFFING -FTEs | | | | | | |
| PERSONAL SERVICE COSTS | | | | | | |
| CONTRACTED SERVICES | | | | | | |
| OTHER | | | | | | |
| **TOTAL COSTS** | | | | | | |

| Project Title | Project Number | Classification |
|---|---|---|
| Town Creek Elementary School - Roof Systemic Renovation | PS-2802 | St. Mary's County Public Schools |

**Project Description**

This project will replace approximately 35,498 square feet of the existing roof last replaced in 1997 and which will be 34 years old at the time of replacement. Maintenance monitors the roof and provides repairs on an as-needed basis, pending the roof replacement. Local funds are being requested in FY 2028 for completion of a study to assist with project scope development in advance of the project, which is required by the Interagency Commission on School Construction.

**Compliance With Comprehensive Plan Section**

10.2.2.C.i Ensure adequate availability and adequacy of schools and educational resources. P. 10-3

**Discussion of Operating Budget Impact**

| Appropriation Phase | Total Project | Prior Approval | Budget FY2027 | 5-Year Capital Plan FY2028 | FY2029 | FY2030 | FY2031 | FY2032 | Balance to Complete |
|---|---|---|---|---|---|---|---|---|---|
| ARCHITECT/ENGINEERING | 209,000 | | | 40,000 | | 126,750 | 42,250 | | |
| LAND ACQUISITION | | | | | | | | | |
| CONSTRUCTION | 3,682,000 | | | | | 1,995,250 | 1,686,750 | | |
| DEMOLITION | | | | | | | | | |
| INSPECTION/PROJ. MGMT | 10,000 | | | | | 10,000 | | | |
| UTILITIES | 15,000 | | | | | 15,000 | | | |
| EQUIPMENT | | | | | | | | | |
| OTHER | | | | | | | | | |
| **TOTAL COSTS** | **3,916,000** | | | **40,000** | | **2,147,000** | **1,729,000** | | |

**Funding Schedule**

| | | | | | | | | | |
|---|---|---|---|---|---|---|---|---|---|
| BONDS | 1,843,000 | | | | | 871,000 | 972,000 | | |
| TRANSFER TAXES | 40,000 | | | 40,000 | | | | | |
| PAY-GO | | | | | | | | | |
| EXCISE TAX | | | | | | | | | |
| STATE FUNDS | 2,033,000 | | | | | 1,276,000 | 757,000 | | |
| FEDERAL FUNDS | | | | | | | | | |
| OTHER SOURCES | | | | | | | | | |
| **TOTAL FUNDS** | **3,916,000** | | | **40,000** | | **2,147,000** | **1,729,000** | | |

| Operating Impacts | FY2027 | FY2028 | FY2029 | FY2030 | FY2031 | FY2032 |
|---|---|---|---|---|---|---|
| STAFFING -FTEs | | | | | | |
| PERSONAL SERVICE COSTS | | | | | | |
| CONTRACTED SERVICES | | | | | | |
| OTHER | | | | | | |
| **TOTAL COSTS** | | | | | | |

| **Project Title** | **Project Number** | **Classification** |
|---|---|---|
| Esperanza Middle School Multi-Systemic Renovation | PS-2803 | St. Mary's County Public Schools |

**Project Description**

This project is for the replacement of the HVAC system for the building. The scope of the project has been expanded from the replacement of the chiller/controls to a full multi-systemic renovation and has been accelerated by one year based on failure of the chiller and building conditions. The chiller is being replaced in FY 2026 with local building infrastructure critical funding. This project will replace the remaining components of the HVAC system. This includes 3 non condensing boilers, 10 air handling units (5 VAV & 5 CV), 37 unit ventilators, and 5 fan coil units. All HVAC system replacements now include technology to address humidity. The HVAC system was last replaced in 2000 and will be 28 years old at the time of replacement. The project will also include electrical switchgear, LED lighting replacement, painting, window and exterior door replacement, and fire alarm replacement. A local study was previously completed and has been updated to current conditions. Maintenance monitors the system and provides repairs on an as-needed basis, pending the full replacement.

**Compliance With Comprehensive Plan Section**

10.2.2.C.i Ensure adequate availability and adequacy of schools and educational resources. P. 10-3

**Discussion of Operating Budget Impact**

| Appropriation Phase | Total Project | Prior Approval | Budget FY2027 | 5-Year Capital Plan FY2028 | FY2029 | FY2030 | FY2031 | FY2032 | Balance to Complete |
|---|---|---|---|---|---|---|---|---|---|
| ARCHITECT/ENGINEERING | 1,470,000 | | 1,102,500 | 367,500 | | | | | |
| LAND ACQUISITION | | | | | | | | | |
| CONSTRUCTION | 15,141,000 | | 6,180,600 | 8,960,400 | | | | | |
| DEMOLITION | | | | | | | | | |
| INSPECTION/PROJ. MGMT | 10,000 | | 10,000 | | | | | | |
| UTILITIES | 15,000 | | 15,000 | | | | | | |
| EQUIPMENT | | | | | | | | | |
| OTHER | | | | | | | | | |
| **TOTAL COSTS** | **16,636,000** | | **7,308,600** | **9,327,900** | | | | | |

**Funding Schedule**

| | | | | | | | | | |
|---|---|---|---|---|---|---|---|---|---|
| BONDS | 7,732,710 | | 1,661,000 | 6,071,710 | | | | | |
| TRANSFER TAXES | | | | | | | | | |
| PAY-GO | | | | | | | | | |
| EXCISE TAX | | | | | | | | | |
| STATE FUNDS | 8,903,290 | | 5,647,100 | 3,256,190 | | | | | |
| FEDERAL FUNDS | | | | | | | | | |
| OTHER SOURCES | | | | | | | | | |
| **TOTAL FUNDS** | **16,636,000** | | **7,308,600** | **9,327,900** | | | | | |

| **Operating Impacts** | **FY2027** | **FY2028** | **FY2029** | **FY2030** | **FY2031** | **FY2032** |
|---|---|---|---|---|---|---|
| STAFFING -FTEs | | | | | | |
| **TOTAL COSTS** | | | | | | |

| **Project Title** | **Project Number** | **Classification** |
|---|---|---|
| Leonardtown Middle School Roof/HVAC Systemic Renovation | PS-3001 | St. Mary's County Public Schools |

**Project Description**

This project will replace approximately 104,750 square feet of the existing roof, last replaced in 2000, and which will be 32 years old at the time of replacement. Maintenance monitors the roof and provides repairs on an as-needed basis, pending the roof replacement. This project will also replace the existing HVAC system, last replaced in 2010 and which will be 22 years old at the time of replacement. Local funds are being requested in FY 2029 for completion of a study to assist with development of the project scope in advance of the project, which is required by the Interagency Commission on School Construction.

**Compliance With Comprehensive Plan Section**

10.2.2.C.i Ensure adequate availability and adequacy of schools and educational resources. P. 10-3

**Discussion of Operating Budget Impact**

| Appropriation Phase | Total Project | Prior Approval | Budget FY2027 | 5-Year Capital Plan FY2028 | FY2029 | FY2030 | FY2031 | FY2032 | Balance to Complete |
|---|---|---|---|---|---|---|---|---|---|
| ARCHITECT/ENGINEERING | 2,352,000 | | | | 40,000 | | 1,734,000 | 578,000 | |
| LAND ACQUISITION | | | | | | | | | |
| CONSTRUCTION | 24,273,000 | | | | | | 13,559,200 | 10,713,800 | |
| DEMOLITION | | | | | | | | | |
| INSPECTION/PROJ. MGMT | 10,000 | | | | | | 10,000 | | |
| UTILITIES | 15,000 | | | | | | 15,000 | | |
| EQUIPMENT | | | | | | | | | |
| OTHER | | | | | | | | | |
| **TOTAL COSTS** | **26,650,000** | | | | **40,000** | | **15,318,200** | **11,291,800** | |

**Funding Schedule**

| | | | | | | | | | |
|---|---|---|---|---|---|---|---|---|---|
| BONDS | 12,203,000 | | | | | | 6,952,000 | 5,251,000 | |
| TRANSFER TAXES | 40,000 | | | | 40,000 | | | | |
| PAY-GO | | | | | | | | | |
| EXCISE TAX | | | | | | | | | |
| STATE FUNDS | 14,407,000 | | | | | | 8,366,200 | 6,040,800 | |
| FEDERAL FUNDS | | | | | | | | | |
| OTHER SOURCES | | | | | | | | | |
| **TOTAL FUNDS** | **26,650,000** | | | | **40,000** | | **15,318,200** | **11,291,800** | |

| Operating Impacts | FY2027 | FY2028 | FY2029 | FY2030 | FY2031 | FY2032 |
|---|---|---|---|---|---|---|
| STAFFING -FTEs | | | | | | |
| STAFFING -FTEs | | | | | | |
| PERSONAL SERVICE COSTS | | | | | | |
| CONTRACTED SERVICES | | | | | | |
| OTHER | | | | | | |
| **TOTAL COSTS** | | | | | | |

| Project Title | Project Number | Classification |
|---|---|---|
| Mechanicsville Elementary School Roof/HVAC | PS-3002 | St. Mary's County Public Schools |

**Project Description**

This project will replace approximately 40,095 square feet of the existing roof, which was last replaced in 2004 and which will be 28 years old at the time of replacement. Maintenance monitors the roof and provides repairs on an as-needed basis, pending the roof replacement. This project will also replace the existing HVAC system which was last replaced in 2002 and which will be 30 years old at the time of replacement. Local funds are being requested in FY 2029 for completion of a study to assist with development of the project scope in advance of the project, as required by the Interagency Commission on School Construction.

**Compliance With Comprehensive Plan Section**

10.2.2.C.i Ensure adequate availability and adequacy of schools and educational resources. P. 10-3

**Discussion of Operating Budget Impact**

| Appropriation Phase | Total Project | Prior Approval | Budget FY2027 | 5-Year Capital Plan FY2028 | FY2029 | FY2030 | FY2031 | FY2032 | Balance to Complete |
|---|---|---|---|---|---|---|---|---|---|
| ARCHITECT/ENGINEERING | 1,031,000 | | | | 40,000 | | 743,000 | 248,000 | |
| LAND ACQUISITION | | | | | | | | | |
| CONSTRUCTION | 9,576,000 | | | | | | 5,230,000 | 4,346,000 | |
| DEMOLITION | | | | | | | | | |
| INSPECTION/PROJ. MGMT | 10,000 | | | | | | 10,000 | | |
| UTILITIES | 15,000 | | | | | | 15,000 | | |
| EQUIPMENT | | | | | | | | | |
| OTHER | | | | | | | | | |
| **TOTAL COSTS** | **10,632,000** | | | | **40,000** | | **5,998,000** | **4,594,000** | |

**Funding Schedule**

| | | | | | | | | | |
|---|---|---|---|---|---|---|---|---|---|
| BONDS | 4,976,000 | | | | | | 2,651,000 | 2,325,000 | |
| TRANSFER TAXES | | | | | | | | | |
| PAY-GO | 40,000 | | | | 40,000 | | | | |
| EXCISE TAX | | | | | | | | | |
| STATE FUNDS | 5,616,000 | | | | | | 3,347,000 | 2,269,000 | |
| FEDERAL FUNDS | | | | | | | | | |
| OTHER SOURCES | | | | | | | | | |
| **TOTAL FUNDS** | **10,632,000** | | | | **40,000** | | **5,998,000** | **4,594,000** | |

| Operating Impacts | FY2027 | FY2028 | FY2029 | FY2030 | FY2031 | FY2032 |
|---|---|---|---|---|---|---|
| STAFFING -FTEs | | | | | | |
| STAFFING -FTEs | | | | | | |
| PERSONAL SERVICE COSTS | | | | | | |
| CONTRACTED SERVICES | | | | | | |
| OTHER | | | | | | |
| **TOTAL COSTS** | | | | | | |

| **Project Title** | **Project Number** | **Classification** |
|---|---|---|
| Oakville Elementary School Roof/HVAC Systemic Renovation | PS-3003 | St. Mary's County Public Schools |

**Project Description**

This project will replace approximately 48,072 square feet of the existing roof, which was last replaced in 2000 and which will be 32 years old at the time of replacement. Maintenance monitors the roof and provides repairs on an as-needed basis, pending the roof replacement. This project will also replace the existing HVAC system which was last replaced in 2011, which will be 21 years old at the time of replacement. Local funds are being requested in FY 2029 for completion of a study to assist with development of the project scope in advance of the project, as required by the Interagency Commission on School Construction.

**Compliance With Comprehensive Plan Section**

10.2.2.C.i Ensure adequate availability and adequacy of schools and educational resources. P. 10-3

**Discussion of Operating Budget Impact**

| Appropriation Phase | Total Project | Prior Approval | Budget FY2027 | 5-Year Capital Plan FY2028 | FY2029 | FY2030 | FY2031 | FY2032 | Balance to Complete |
|---|---|---|---|---|---|---|---|---|---|
| ARCHITECT/ENGINEEERING | 1,160,000 | | | | 40,000 | | 840,000 | 280,000 | |
| LAND ACQUISITION | | | | | | | | | |
| CONSTRUCTION | 10,988,000 | | | | | | 5,551,350 | 5,436,650 | |
| DEMOLITION | | | | | | | | | |
| INSPECTION/PROJ. MGMT | 10,000 | | | | | | 10,000 | | |
| UTILITIES | 15,000 | | | | | | 15,000 | | |
| EQUIPMENT | | | | | | | | | |
| OTHER | | | | | | | | | |
| **TOTAL COSTS** | **12,173,000** | | | | **40,000** | | **6,416,350** | **5,716,650** | |

**Funding Schedule**

| | | | | | | | | | |
|---|---|---|---|---|---|---|---|---|---|
| BONDS | 5,100,500 | | | | | | 2,322,500 | 2,778,000 | |
| TRANSFER TAXES | | | | | | | | | |
| PAY-GO | 40,000 | | | | 40,000 | | | | |
| EXCISE TAX | 586,500 | | | | | | 586,500 | | |
| STATE FUNDS | 6,446,000 | | | | | | 3,507,350 | 2,938,650 | |
| FEDERAL FUNDS | | | | | | | | | |
| OTHER SOURCES | | | | | | | | | |
| **TOTAL FUNDS** | **12,173,000** | | | | **40,000** | | **6,416,350** | **5,716,650** | |

| Operating Impacts | FY2027 | FY2028 | FY2029 | FY2030 | FY2031 | FY2032 |
|---|---|---|---|---|---|---|
| STAFFING -FTEs | | | | | | |
| STAFFING -FTEs | | | | | | |
| PERSONAL SERVICE COSTS | | | | | | |
| CONTRACTED SERVICES | | | | | | |
| OTHER | | | | | | |
| **TOTAL COSTS** | | | | | | |