


# Karnes City Independent School District



## Karnes City Elementary

## 2024-2025 Formative Reviews

# Table of Contents

Goal 1 : KCISD will maximize opportunity through proficiency in literacy and a love of rea...	3
Goal 2 : KCISD will nurture students to be empathetic, productive citizens.	6
Goal 3 : KCISD's purpose-driven instruction serves the multi-dimensional needs of the st...	10

# Goal 1

KCISD will maximize opportunity through proficiency in literacy and a love of reading.

## Performance Objective 1 High Priority HB3 Goal

The percent of 2nd Grade students that score on grade level or above in Reading on the MAP Growth Assessment will increase from 60% in Fall 2024 to 70% in the Spring of 2025.

**Evaluation Data Source:** MAP Growth Reports

**Summative Evaluation:** Significant progress made toward meeting Performance Objective

### Strategy 1

Saxxon Phonics will continue to be used in Second Grade to provide foundational reading skills.

**Strategy's Expected Result/Impact:** Increased reading proficiency.

**Staff Responsible for Monitoring:** Administrator, Literacy Coach, Teachers.

**Title I:** 2.4, 2.5, 2.6

**TEA Priorities:** Build a foundation of reading and math

**ESF Levers:** Lever 5: Effective Instruction

#### Formative Reviews

Moderate Progress


January

Moderate Progress

March

Moderate Progress

May

 Continue/Modify

May

## Performance Objective 2 High Priority HB3 Goal

The percent of 3rd Grade students that score on grade level or above in Reading on the MAP Growth Assessment will increase from 40% in Fall 2024 to 50% in the Spring of 2025.

**Evaluation Data Source:** MAP Growth Reports, STAAR Accountability Reports

**Summative Evaluation:** Significant progress made toward meeting Performance Objective

### Strategy 1

With the assistance of literacy coach, PLC focus will be on reviewing data and instructional practices for RLA teachers.

**Strategy's Expected Result/Impact:** Increase in performance of the Reading STAAR test.

**Staff Responsible for Monitoring:** Administrator, Literacy Coach.

**Title I:** 2.4, 2.5, 2.6

**TEA Priorities:** Build a foundation of reading and math

**ESF Levers:** Lever 5: Effective Instruction

### Formative Reviews



### Performance Objective 3 High Priority HB3 Goal

The percent of 3rd grade students that score approaches grade level or above on STAAR Reading will increase from 65% in 2024 to 75% by June 2025.

**Evaluation Data Source:** STAAR Accountability Reports

### Strategy 1

With the assistance of literacy coach, PLC focus will be on reviewing data and instructional practices for RLA teachers.

**Strategy's Expected Result/Impact:** Increase in performance of the Reading STAAR test.


**Staff Responsible for Monitoring:** Administrator, Literacy Coach.

**Title I:** 2.4, 2.5, 2.6

**TEA Priorities:** Build a foundation of reading and math

**ESF Levers:** Lever 5: Effective Instruction

### Formative Reviews



### Performance Objective 4

The percent of 4th Grade students that score on grade level or above in Reading on the MAP Growth Assessment will increase from 44% in Fall 2024 to 54% in the Spring of 2025.

**Evaluation Data Source:** MAP Growth Reports

**Summative Evaluation:** Significant progress made toward meeting Performance Objective

### Performance Objective 5

The percent of 4th grade students that score approaches grade level or above on STAAR Reading will

increase from 81% in 2024 to 91% by June 2025.

**Evaluation Data Source:** STAAR Accountability Reports

**Summative Evaluation:** Significant progress made toward meeting Performance Objective

## **Performance Objective 6**

The percent of 5th Grade students that score on grade level or above in Reading on the MAP Growth Assessment will increase from 61% in Fall 2024 to 71% in the Spring of 2025.

**Evaluation Data Source:** MAP Growth Reports

**Summative Evaluation:** Significant progress made toward meeting Performance Objective

## **Performance Objective 7**

The percent of 5th grade students that score approaches grade level or above on STAAR Reading will increase from 72% in 2024 to 82% by June 2025.

**Evaluation Data Source:** STAAR Accountability Reports

**Summative Evaluation:** Significant progress made toward meeting Performance Objective

# Goal 2

KCISD will nurture students to be empathetic, productive citizens.

## Performance Objective 1

Student attendance will increase from 94% to 96%.

**Evaluation Data Source:** Student daily attendance reports.

**Summative Evaluation:** Significant progress made toward meeting Performance Objective

### Strategy 1

Communication with families will occur frequently to include form letters, phone calls, and conferences. Families falling in below expected attendance and meeting truancy laws, will be filed on with local court.

**Title I:** 2.4, 2.5, 2.6

**TEA Priorities:** Build a foundation of reading and math, Improve low-performing schools

#### Formative Reviews



### Strategy 2

Students will be incentivized for meeting attendance goals set by teacher and campus.

**Title I:** 2.4, 2.5, 2.6

**TEA Priorities:** Build a foundation of reading and math, Improve low-performing schools

#### Formative Reviews



## Performance Objective 2 High Priority

All students will continue to receive monthly guidance lessons from the campus counselor.

**Evaluation Data Source:** Counselor schedule, discipline referrals, counselor referrals.

**Summative Evaluation:** Met Performance Objective

### Strategy 1

Guidance lessons are aligned with national or state initiatives, campus needs based on discipline referrals or teachers concerns and with Capturing Kids Hearts.

**Strategy's Expected Result/Impact:** Decreased office referrals and positive school culture.

**Staff Responsible for Monitoring:** Administrator, counselor, staff.

**Title I:** 2.4, 2.5, 2.6

**ESF Levers:** Lever 3: Positive School Culture

#### Formative Reviews



### Performance Objective 3

KCE Staff will continue to use Capturing Kids Hearts to build relationships on campus and use it for character development of students and as a strategy for behavior management.

**Evaluation Data Source:** Meeting sign ins, use of CKH surveys, feedback from strategists, and CKH Process Champions.

**Summative Evaluation:** Met Performance Objective

### Strategy 1

CKH professional development will be provided at district level CKH 2 and training new CKH Process Champions.

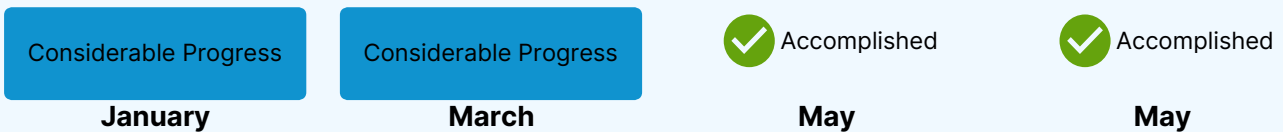
**Strategy's Expected Result/Impact:** decrease in student discipline referrals, increased relationships.

**Staff Responsible for Monitoring:** Administrator, Counselor, CKH Process Champions.

**Title I:** 2.4, 2.5, 2.6

**ESF Levers:** Lever 3: Positive School Culture

#### Formative Reviews



### Performance Objective 4

Students will be recognized for behavior and academic growth through recognition as a Student of the Month.

**Evaluation Data Source:** Feedback from classroom teachers.

**Summative Evaluation:** Met Performance Objective

### Strategy 1

Teachers will provide a student selected by their team or pod as student of the month based on personal, academic or behavior growth.

**Strategy's Expected Result/Impact:** Students feel valued, important and rewarded for their hard work.

**Staff Responsible for Monitoring:** Administrator, counselor.


**Title I:** 2.5, 2.6

**ESF Levers:** Lever 3: Positive School Culture


#### Formative Reviews

 Accomplished

**January**

 Accomplished

**March**

 Accomplished

**May**

 Accomplished

**May**


### Strategy 2

Nine weeks award assemblies - Badger Brag Day will occur to recognize behavior and academic growth.


**Staff Responsible for Monitoring:** Badger Incentive Committee

**Title I:** 2.4, 2.5, 2.6


#### Formative Reviews

 Accomplished


**January**

 Accomplished

**March**

 Accomplished

**May**

 Accomplished

**May**

### Performance Objective 5

Students will earn behavior incentives each nine weeks based on conduct reports from teachers.

**Evaluation Data Source:** Teacher input.

**Summative Evaluation:** Met Performance Objective

### Performance Objective 6

Parent involvement activities will be offered at various times and will have an increase of 10% from

previous years attendance.

**Evaluation Data Source:** Sign in sheets, fliers.

**Summative Evaluation:** Met Performance Objective

## Strategy 1

Parents will be informed and invited to attend and participate in many campus activities that occur throughout the year.

**Strategy's Expected Result/Impact:** Increased positive relationships with parents and community.

**Staff Responsible for Monitoring:** District parent liaison, special programs coordinator, administrator.

**Title I:** 2.5, 4.1, 4.2

**ESF Levers:** Lever 3: Positive School Culture

### Formative Reviews

Considerable Progress

January

Considerable Progress

March



Accomplished

May



Accomplished

May

# Goal 3

KCISD's purpose-driven instruction serves the multi-dimensional needs of the student.

## Performance Objective 1 High Priority

Students identified as GT will be served in the classroom through differentiation as well as a pull out program.

**Evaluation Data Source:** Lesson plans, planning / collaboration meeting sign ins.

**Summative Evaluation:** Met Performance Objective

### Strategy 1

Teacher will use The Texas Performance Standards Project for guidance in GT lessons and projects.

**Strategy's Expected Result/Impact:** Deepening learning that is meaningful and rigorous.

**Staff Responsible for Monitoring:** Administrator, counselor, GT teachers.

**Title I:** 2.5

**TEA Priorities:** Build a foundation of reading and math

**ESF Levers:** Lever 5: Effective Instruction

#### Formative Reviews

Considerable Progress

January

Considerable Progress

March

Considerable Progress

May



Accomplished

May

## Performance Objective 2 High Priority HB3 Goal

The percent of 2nd Grade students that score on grade level or above in MAP on the MAP Growth Assessment will increase from 67% in Fall 2024 to 77% in the Spring of 2025.

**Evaluation Data Source:** MAP Growth Reports

**Summative Evaluation:** Significant progress made toward meeting Performance Objective

### Strategy 1

Collaboration with Math Instructional Coach through the collaborative / PLC process. The focus will be on data and increasing student learning.

**Strategy's Expected Result/Impact:** Increase academic performance.

**Title I:** 2.4, 2.5, 2.6

**TEA Priorities:** Build a foundation of reading and math

### Formative Reviews

Considerable Progress


January

Considerable Progress

March

Considerable Progress

May

 Continue/Modify

May

## Strategy 2

Collaboration with Math Instructional Coach through the collaborative / PLC process. The focus will be on data and increasing student learning.

**Strategy's Expected Result/Impact:** Increase academic performance.

**Title I:** 2.4, 2.5, 2.6

**TEA Priorities:** Build a foundation of reading and math

### Formative Reviews

Considerable Progress


January

Considerable Progress

March

Considerable Progress

May

 Accomplished

May

## Performance Objective 3

The percent of 3rd Grade students that score on grade level or above in Math on the MAP Growth Assessment will increase from 43% in Fall 2024 to 53% in the Spring of 2025.

**Evaluation Data Source:** MAP Growth Reports

**Summative Evaluation:** Significant progress made toward meeting Performance Objective

## Performance Objective 4 High Priority HB3 Goal

The percent of 3rd grade students that score approaches grade level or above on STAAR Reading will increase from 52% in 2024 to 62% by June 2025.

**Evaluation Data Source:** STAAR Accountability Reports

**Summative Evaluation:** Significant progress made toward meeting Performance Objective

## Strategy 1

Collaboration with Math Instructional Coach through the collaborative / PLC process. The focus will be on data and increasing student learning.

**Strategy's Expected Result/Impact:** Increase academic performance.

**Title I:** 2.4, 2.5, 2.6

**TEA Priorities:** Build a foundation of reading and math

### Formative Reviews

Moderate Progress

**January**

Considerable Progress

**March**

Considerable Progress

**May**



Continue/Modify

**May**

## Performance Objective 5

The percent of 4th Grade students that score on grade level or above in Math on the MAP Growth Assessment will increase from 57% in Fall 2024 to 67% in the Spring of 2025.

**Evaluation Data Source:** MAP Growth Reports

**Summative Evaluation:** Significant progress made toward meeting Performance Objective

## Performance Objective 6

The percent of 4th grade students that score approaches grade level or above on STAAR Math will increase from 43% in 2024 to 53% by June 2025.

**Evaluation Data Source:** STAAR Accountability Reports

**Summative Evaluation:** Some progress made toward meeting Performance Objective

## Performance Objective 7

The percent of 5th Grade students that score on grade level or above in Math on the MAP Growth Assessment will increase from 54% in Fall 2024 to 64% in the Spring of 2025.

**Evaluation Data Source:** MAP Growth Reports

**Summative Evaluation:** Significant progress made toward meeting Performance Objective

## Performance Objective 8

The percent of 5th grade students that score approaches grade level or above on STAAR Math will increase from 65% in 2024 to 75% by June 2025.

**Evaluation Data Source:** STAAR Accountability Reports

**Summative Evaluation:** Significant progress made toward meeting Performance Objective