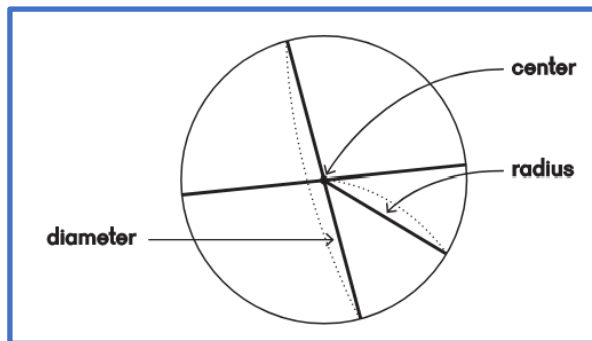


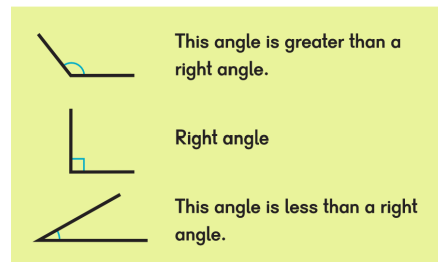
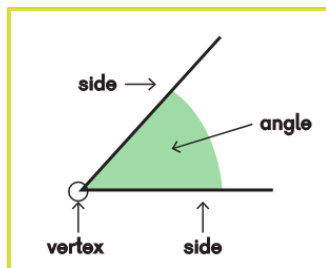
Dimensions Math
Grade 3 Letter Home
Chapter 12 Geometry

Home Connection

In this chapter, your child will begin with the geometry of circles, naming and measuring the center, radius, and diameter of a circle.

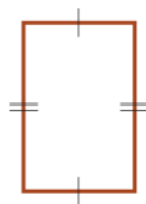


Experience with circles is the foundation for understanding angles because angles open around a circle. Your child will learn to identify angles and investigate the size of angles by comparing them to right angles.



Finally, they will explore the properties of quadrilaterals and the angles of quadrilaterals.

A rectangle is a quadrilateral with 4 right angles.



A rhombus is a quadrilateral with 4 equal sides.



What can we do at home?

- Do a family treasure hunt for circles. See if you can find at least one circle in every room; do not forget the garage. Identify the center of each circle and then use a ruler, yard stick, or measuring tape to measure the diameter and the radius of each circle you find. The diameter should be twice as much as the radius.
- **Salute** is a great family game to practice math facts.
Materials: Deck of playing cards with the face cards removed
 - This game works best with 3 players.
 - Place the deck of cards in the middle of the three players.
 - Player One draws a card and places it on their forehead without looking.
 - Player Two draws a card and places it on their forehead without looking.
 - Player Three silently adds the two cards and says the sum out loud.
 - Then player One and Two try to be the first to determine the card on their forehead.
 - This game can also be played by multiplying the 2 cards.

A video demonstration of Salute and additional math fact activities are located on TCA's website.

[Elementary Parent Resources](#)