



Save money with FSA pretax benefit accounts.

A Flexible Spending Account (FSA) puts more money in your pocket by reducing your taxable income when you contribute pretax dollars to pay for common expenses like these:



HEALTHCARE

- Medical/dental office visit co-pays
- Dental/orthodontic care services
- Prescriptions and vaccinations
- Eye exams; prescription glasses/lenses

DEPENDENT CARE

- Daycare expenses
- Before & after school care
- Nanny/nursery school
- Elder care

TIPS

- You can choose to enroll in a Healthcare FSA, Dependent Care FSA, and more
- Your employer may offer other types of Benefit Accounts too; ask for details
- For a complete list of eligible expenses, see IRS Publications 502 & 503 at [irs.gov](https://www.irs.gov)

Increase your take-home pay by reducing your taxable income.

Each \$1 you contribute to your FSA reduces your taxable income by \$1. With less tax taken, your take-home pay increases!

Consider this example:
(For illustration only)



- Richard has:
- Gross monthly pay of \$3,500
 - \$600 per month in eligible expenses

Here is his net monthly take-home pay:

Without FSA

(\$600 spent using post-tax dollars)

\$1,932

With FSA

(\$600 spent using pretax dollars)

\$2,098

That's a net increase in take-home pay of **\$166 every month!**

To estimate potential savings based on your income and expenses, use the Tax Savings Calculator at www.tasconline.com/tasc-calculators/tasc-fsa-calculator/

How to participate.

It's easy to start saving with an FSA.

Just follow 3 simple steps:

1. DECIDE how much you want to contribute for the upcoming plan year

The more you contribute, the lower your taxable income will be. In spite of this, it's important to be conservative when choosing your annual contribution based on your anticipated qualified expenses since:

- The money you contribute to your benefit account can only be used for eligible FSA expenses.
- Any unused FSA funds at the close of the plan year are not refundable to you. (Note: If your employer offers a **Carryover** option, up to \$500 in unused contributions to a Healthcare FSA can carry over to the next year.)

2. ENROLL by completing the enrollment process

Your contribution will be deducted in equal amounts from each paycheck, pretax, throughout the plan year.

Your total annual contribution to a **Healthcare FSA** will be available to you immediately at the start of the plan year. Alternatively, your **Dependent Care FSA** funds are only available as payroll contributions are made.

3. ACCESS your funds easily using the TASC Card


This convenient card automatically approves and deducts most eligible purchases from your benefit account with no paperwork required. Plus, for purchases made without the card, you can request reimbursement online, by mobile app, or using a paper form.

Reimbursements happen fast – within 12 hours – when you request to have them added to the MyCash balance on your TASC Card. You can use the MyCash balance on your card to get cash at ATMs or to buy anything you want anywhere Mastercard is accepted!

Track and manage all TASC benefits and access numerous helpful tools, anywhere and anytime—with just one app!



Search for "TASC" (green icon)



PLANNING TIPS

START by making a conservative estimate of how much you expect to spend on eligible out-of-pocket expenses for the year.

COMPARE your estimate to the IRS limits at ***.tasconline.com/benefits-limits. If your estimate is higher than these annual contribution limits, consider making the maximum contribution allowed.

SPECIAL FEATURES



Individual Giving Account: Every participant receives a complimentary TASC giving account.



Identify Theft Protection: All active participants receive TASC Identity Theft Protection.



Save up to 30% on eligible expenses

Enroll in a TASC Flexible Spending Account (FSA) so you can use pretax dollars to pay for common, everyday expenses and reduce your taxable income.

Below is a partial list of reimbursable expenses that may be incurred by you, your spouse, or qualified dependents.

NOTE: If you (or your spouse) enroll in an HSA Plan, you may only enroll in a Limited-Purpose Healthcare FSA (LPHSA). The eligible expenses under an LPHSA are limited to Dental and Vision expenses only.

Eligible Medical Expenses

- Acupuncture
- Artificial limbs
- Bandages & dressings
- Birth control, contraceptive devices
- Birthing classes/Lamaze – only the mother's portion (not the coach/spouse) and the class must be only for birthing instruction, not child rearing
- Blood pressure monitor
- Chiropractic therapy/exams/adjustments
- Contact lens and contact lens solutions
- Co-payments
- Crutches (purchased or rented)
- Deductibles & co-insurance
- Diabetic care & supplies
- Eye exams
- Eyeglasses, contacts, or safety glasses (prescription)
- First aid kits & supplies
- Flu shots
- Hearing aids & hearing aid batteries
- Heating pad
- Incontinence supplies
- Infertility treatments
- Insulin
- Lactation expenses (breast pumps, etc.)
- Laser eye surgery; LASIK
- Legal sterilization
- Medical supplies to treat an injury or illness
- Mileage to and from doctor appointments
- Optometrist's or ophthalmologist's fees
- Orthopedic inserts
- Physical exams
- Physical therapy (as medical treatment)
- Physician's fee and hospital services

- Pregnancy test
- Prescription drugs and medications
- Psychotherapy, psychiatric and psychological service
- Sales tax on eligible expenses
- Sleep apnea services/products (as prescribed)
- Smoking cessation programs & deterrents (gum, patch)
- Treatment for alcoholism or drug dependency
- Vaccinations
- X-ray fees

Eligible OTC Medicines and Drugs

Over-the-counter (OTC) medicines and drugs are now reimbursable via FSA, HRA, and HSA without a prescription or physician's note if purchased on or after 01/01/2020.

Eligible OTC products include items that are for medical care and are primarily for a medical purpose, and are compliant with federal tax rules under IRS Code Section 213(d).

- Allergy, cough, cold, flu & sinus medications
- Anti-diarrheals, anti-gas medications & digestive aids
- Canker/cold sore relievers & lip care
- Family planning items (contraceptives, pregnancy tests, etc.)
- Feminine care products (tampons, pads, etc.)
- Foot care (corn/wart medication, antifungal treatments, etc.)
- Hemorrhoid creams & treatments
- Hydrogen peroxide & rubbing alcohol
- Itch relief (calamine lotion, Cortizone cream, etc.)
- Nasal spray
- Oral care (denture cream, pain reliever, teething gel, etc.)
- Pain relievers - internal/external (Tylenol, Advil, Bengay, etc.)
- Skin care (sunscreen w/SPF15+, acne medication, etc.)
- Sleep aids & stimulants (nasal strips, etc.)
- Stomach & nausea remedies (antacids, Dramamine, etc)
- Wound Treatments/Washes (Hydrogen Peroxide, Iodine)

Continued on next page...



Use your TASC Card to pay for eligible expenses at the point of purchase instead of paying out-of-pocket and requesting a reimbursement.



Eligible Dental Expenses

- Braces and orthodontic services
- Cleanings
- Crowns
- Deductibles, co-insurance
- Dental implants
- Dentures, adhesives
- Fillings

Eligible Dependent Care Expenses

- Fees for licensed day care or adult care facilities
- Before and after school care programs for dependents under age 13
- Amounts paid for services (including babysitters or nursery school) provided in or outside of your home
- Nanny expenses attributed to dependent care
- Nursery school (preschool) fees
- Summer Day Camp – primary purpose must be custodial care and not educational in nature
- Late pick-up fees
- Does not cover medical costs; use Healthcare FSA for medical expenses incurred by you or your dependents

Eligible Disability Expenses

- Automobile equipment and installation costs for a disabled person in excess of the cost of an ordinary automobile; device for lifting a mobility impaired person into an automobile
- Braille books/magazines in excess of cost of regular editions
- Note-taker for a hearing impaired child in school
- Seeing eye dog (buying, training, and maintaining)
- Special devices, such as a tape recorder or typewriter for a visually impaired person
- Visual alert system in the home or other items such as a special phone required for a hearing impaired person
- Wheelchair or autoette (cost of operating/maintaining)

Requiring Additional Documentation

The following expenses are eligible only when incurred to treat a diagnosed medical condition. Such expenses require a **Letter of Medical Necessity** from your physician, containing the medical necessity of the expense, diagnosed condition, onset of condition, and physician's signature.

- Ear plugs
- Massage treatments
- Nursing services for care of a special medical ailment
- Orthopedic shoes (excess cost of ordinary shoes)
- Oxygen equipment and oxygen
- Support hose (non-compression)
- Varicose vein treatment
- Veneers
- Vitamins & dietary supplements
- Wigs (for mental health condition of individual who loses hair because of a disease)

For more information regarding eligible expenses, please review IRS Publication 502/503 at irs.gov or ask your employer for a copy of your Summary Plan Description (SPD).



Conveniently access and spend your reimbursement dollars on any purchase.

The MyCash is an individual cash account that securely holds your reimbursement funds until you spend or move them.

On those rare occasions when you do not use your TASC Card to pay for an eligible employee benefits expense, simply submit a request for reimbursement via the TASC Mobile app or online Request for Reimbursement form at tasconline.com.

Requests are processed daily and approved reimbursements are deposited directly into your MyCash account—usually within 24-48 hours. Reimbursements are quick—even faster than with direct deposit!

Then you choose how to use your MyCash funds. There are no restrictions on type of expense or merchant. These are your reimbursement funds and can be spent just like cash everywhere MasterCard® is accepted.

Access your MyCash funds in three ways:

1. Swipe your TASC Card at any merchant that accepts MasterCard.
2. Withdraw at an ATM (with a PIN) using your TASC Card.
3. Transfer to a personal bank account via web or app.

Ready, Set, Go!

All new TASC participants will receive reimbursement payments via MyCash unless direct deposit is established. You may access your MyCash funds via the swipe of your TASC Card at any merchant or ATM that accepts MasterCard, or transfer to a personal bank account.

Are you currently set up for direct deposit but want to take advantage of the convenience of MyCash access via the TASC Card? You can! Log in to your TASC account (tasconline.com), click the MyCash balance menu, and click MyCash Transfer Schedules. Click the trash can icon to delete your current schedule. With no scheduled transfer, your next reimbursement will be deposited in MyCash, ready to access with the swipe of your TASC Card.



Join the MyCash Movement

Hundreds of thousands of TASC participants are enjoying the convenience of MyCash in their daily lives! You can, too.

Did you know...

- 93% of participants have the TASC Card.
- 95% of TASC Card holders have access to MyCash.
- While 84% of reimbursements are paid via the TASC Card at the point of purchase, 56% of participants who submit manual requests for reimbursement and receive MyCash disbursements choose to access their MyCash with the swipe of their TASC Card.
- Participants swipe their cards for MyCash transactions more than 800 times a day!



"I submitted a manual request for reimbursement and about a day later my reimbursement was available in my MyCash account. I paid for my groceries at the grocery store using my TASC Card. The whole process was so easy and convenient!"

—Shari, FSA Participant

Continued on next page...

Pay for healthcare and general items in one transaction with your TASC Card.

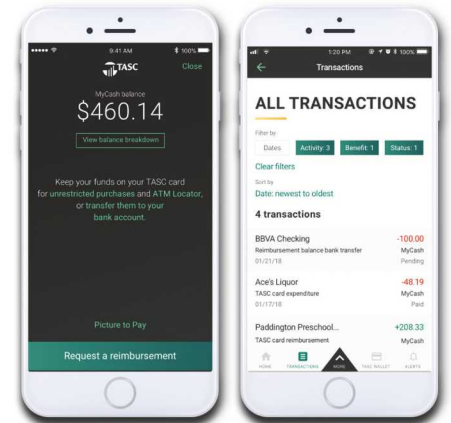
Eligible benefit items are paid from your benefits account and ineligible items from MyCash.



Manage your MyCash Account

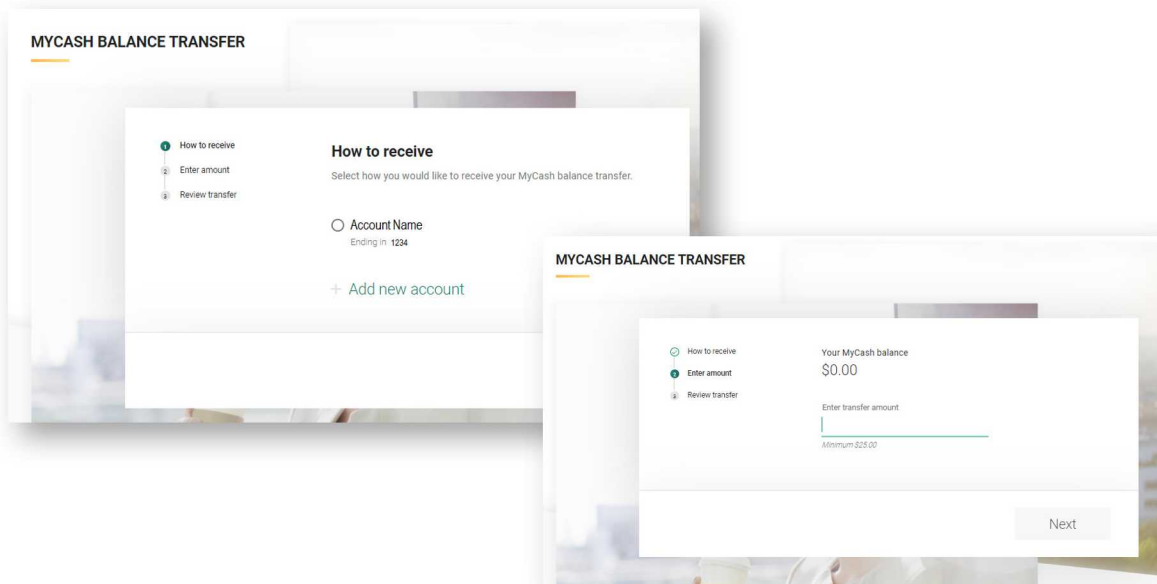
It's easy to view and manage your MyCash funds online or via the TASC mobile app.

- View recent MyCash reimbursements, transfers, ATM withdrawals, and/or TASC Card transactions.
- View TASC Card information, reissue a card, request a PIN, request a dependent card, and view card history.
- Save bank account details to easily schedule transfers from MyCash to a personal bank account.
- Schedule a transfer to a personal checking or savings account.



Transfer MyCash Funds

The industry-exclusive MyCash tools let you make transfers when it's convenient for you! Using our website or mobile app, you may transfer funds from MyCash to a personal savings or checking account any time from anywhere.



Child & Dependent Care Eligible Expenses

Here is a list of the most common dependent care expenses. Every family situation is different so we recommend consulting with a tax advisor if your specific expense does not fit into one of these categories.

 **KEY=** Eligible expenses occur when you and your spouse are working, looking for work or attending school full-time.

CHILD CARE EXPENSE	ELIGIBLE?
Activity Fees (Piano Lessons, Dance Class)	
Au pair	
Babysitting, in your home or someone else's	
Babysitting by your relative who is not a tax dependent	
Babysitting while you or your spouse are NOT working, looking for work, or attending school	
Babysitting by your tax dependent	
Before or after school program	
Child care	
Child care supplies (diapers, formula, clothing)	
Child Care Provider discount or coupon	
Day Camp	
Educational, learning or study skills services	
Extended care that is a supervised program before or after regular school hours	
Field trips	
Household services (housekeeper, maid, cook, etc.)	
Housekeeper who cares for child (only portion of payment attributable to work-related child care)	
Kindergarten tuition	
Language classes	
Late payment fees	
Meals, food or snacks	
Medical care	
Nanny	
Nursery School	
Incidental Fees (eligible only when incidental to and inseparable from the fee for care)	
Indirect Fees (may be eligible when the expense is required to obtain care and the care has been received such as agency fee, application fee, hold-the-spot fee, placement fee or deposit)	
Late pickup fees when attributed to care of a child	
Preschool	
Private school tuition for kindergarten and up	
Registration fees (required for eligible care, after actual services are received)	
Registration fees (required for eligible care, prior to actual services being received)	
Summer Day Camp	
School tuition	
Sick child care	
Transportation to and from eligible care provided by your care provider	
Tutoring	