



Gloucester County Institute of Technology

Student Survey 2025
Winter 2025 Surveys



Report created by
Panorama Education



Summary

Topic Description	Results
Classroom Climate Perceptions of the overall social and learning climate of the classroom.	79%
Classroom Engagement How attentive and invested students are in class.	82%
Classroom Teacher–Student Relationships How strong the social connection is between teachers and students within and beyond the classroom.	86%
School Climate Perceptions of the overall social and learning climate of the school.	81%
School Rigorous Expectations How much students feel that their teachers hold them to high expectations around effort, understanding, persistence, and performance in class.	90%
School Safety Perceptions of student physical and psychological safety at school.	93%
Sense of Belonging How much students feel that they are valued members of the school community.	88%
Social Awareness How well students consider the perspectives of others and empathize with them.	95%



Valuing of School

How much students feel that school is interesting, important, and useful.

90%

921 responses



Classroom Climate

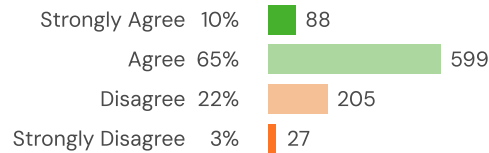
Your average

79%

921 responses

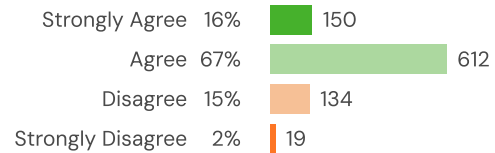
How did people respond?

Q.1: The classroom environment helps me stay focused on my work.



Favorable: **75%**

Q.2: I feel comfortable participating in classroom discussions and activities.



Favorable: **83%**



Classroom Engagement

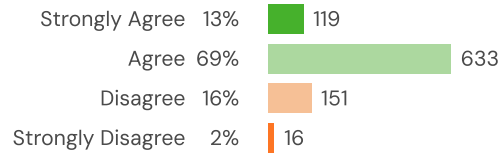
Your average

82%

921 responses

How did people respond?

Q.1: The activities in my classes are engaging.



Favorable: **82%**



Classroom Teacher–Student Relationships

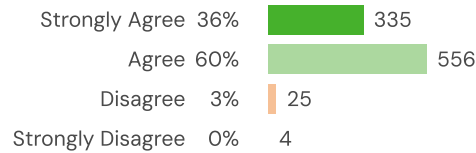
Your average

86%

921 responses

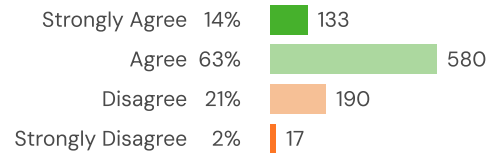
How did people respond?

Q.1: My teachers are respectful and polite towards me.



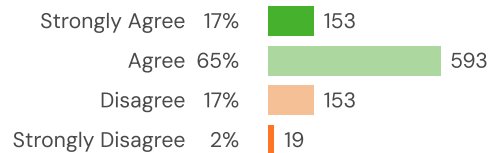
Favorable: **97%**

Q.2: My teachers show concern if I am upset when I come into class.



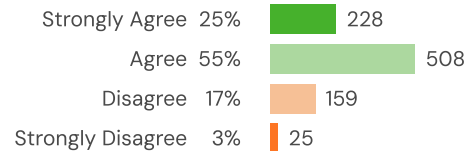
Favorable: **78%**

Q.3: When I make a mistake on my schoolwork, the feedback that I get from my teachers help me to improve next time.



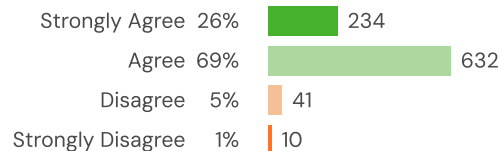
Favorable: **81%**

Q.4: I would be excited to have the same teachers again next year.



Favorable: **80%**

Q.5: My teachers encourage me to do my best.



Favorable: **94%**



School Climate

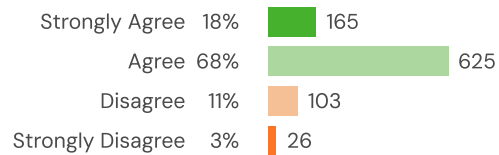
Your average

81%

921 responses

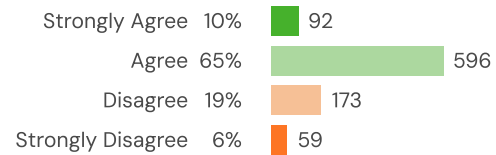
How did people respond?

Q.1: The overall environment at my school is positive.



Favorable: **86%**

Q.2: Students at my school are respectful.



Favorable: **75%**



School Rigorous Expectations

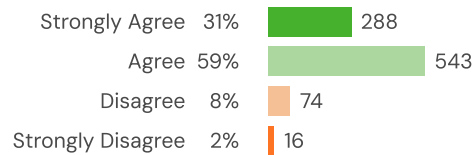
Your average

90%

921 responses

How did people respond?

Q.1: My school is preparing me for College/Career readiness.



Favorable: **90%**



School Safety

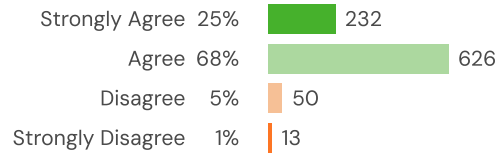
Your average

93%

921 responses

How did people respond?

Q.1: I feel safe at school.



Favorable: **93%**



Sense of Belonging

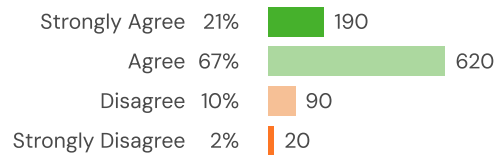
Your average

88%

921 responses

How did people respond?

Q.1: I feel like I belong (valued, accepted, appreciated) at my school.



Favorable: **88%**



Social Awareness

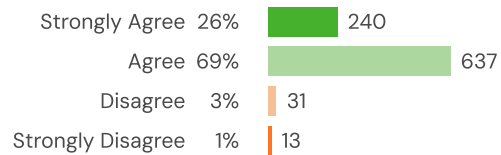
Your average

95%

921 responses

How did people respond?

Q.1: When someone disagrees with me, I am respectful of their opinion.



Favorable: **95%**



Valuing of School

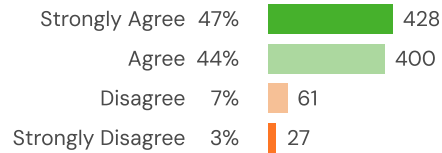
Your average

90%

921 responses

How did people respond?

Q.1: I enjoy my career program classes.



Favorable: **90%**



Background Questions

How did people respond? _____

Q.1: I am in grade:

9 - Freshman	36%		332
10 - Sophomore	29%		270
11 - Junior	23%		212
12 - Senior	12%		107