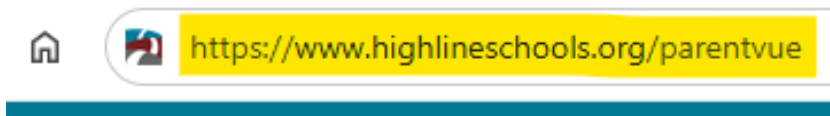


# Guide: Families NEW to Highline Public Schools

***This guide is for families who are enrolling a student in Highline Public Schools OR applying to a School or Program of Choice for the very first time. Families will need to set up a ParentVUE account and can follow these steps to start online enrollment or an application(s) to a School or Program of Choice.***

- 1 On your web browser (*Chrome is recommended*) navigate to Online Registration Account Access [here](https://www.highlineschools.org/parentvue). This link can also be found on our public website: [www.highlineschools.org/parentvue](https://www.highlineschools.org/parentvue)



- 2 Click the **Create a New Account** button. *Language and accessibility support available at the bottom of the screen.*

- 3 Answer the prompted questions carefully. If you are **BRAND** new to Highline, please consider answering the questions accordingly.

- 4 Review the privacy statement.

- 5 Enter the required information to set up your account. Upon submitting your information, you'll immediately receive an email with steps to finish your account creation.


6

Select the packet you'd like to complete, making sure to choose the correct one— either for online enrollment at your neighborhood school **or** for applying to Schools & Programs of Choice.

**SELECT REGISTRATION TO BEGIN**


Please select the online packet you would like to begin

**2025-2026 School Year**



**New Enrollment (25-26)**


More Info  
Enrolling a student for the *first time* for the 2025-26 year. Please move forward with selecting this packet.




**Online Verification (Current Enrolled Students)**

More Info  
Online Verification allows families with current enrolled student to annually *update* their information including emergency contacts, addresses, phone numbers and health information.

**2026-2027 School Year**



**Puget Sound Skills Center Application**



**Schools and Programs of Choice Application**

8

Your neighborhood school will review and process your enrollment. Wait for a confirmation email and/or communication from your school's office. For processing status, please contact your neighborhood school.

Schools & Programs of Choice involve lottery-based student selection/ post lottery waitlist. Please contact the School or Program of Choice for an application status.

*(Example of a submitted enrollment to neighborhood school)*

**Enroll, Apply, Update Info**

**New Enrollment**

[Review](#) [Upload Documents](#) Submitted:

Status	Last Name	First Name	Grade	School Name
Waiting				Highline High School: Waiting

*(Example of submitted application to Schools of Choice)*

**Enroll, Apply, Update Info**

**Schools and Programs of Choice Application**

[Active](#) [History](#)

[Review](#) Submitted:

Status	Last Name	First Name	Grade	Preference Order	School Name	Comments
Application is Being Processed			09	1	CHOICE Academy	
Application is Being Processed			09	2	Big Picture School	

7

Follow the steps through the enrollment or application process until the final step to submit. You can save your progress and return anytime.

**New Enrollment**

- Introduction
- Family
- Parent/Guardian
- Emergency
- Students
- Review/Submit
- Delete Enrollment

**INTRODUCTION**

Welcome

**Information**

**Welcome to Highline Public Schools' Online Enrollment**

Our online enrollment application will guide you through the process. Please contact your neighborhood school or the Family Center at our district office if you have any questions at 206-631-3003. *Online Enrollment for new and re-enrolling students requires the documentation as indicated below. A variety of information is requested throughout the enrollment process.*

For additional support, please contact your neighborhood school or the Family Center at 206-631-3003. Visit our enrollment website: [highlineschools.org/enroll](http://highlineschools.org/enroll)