



# TULSA PUBLIC SCHOOLS



**Fiscal Year 2026  
Q2 Update**



# Q2 Summary

- **General Fund Revenue:** We expect to collect about \$16M less this year vs. last year, driven by the expiration of ESSER funds
  - We have collected approximately \$3M less in FY26 than FY25 through December.
  - State aid is flat compared to last year.
  
- **General Fund Expense:** We expect to spend about the same this year as we did last year.
  - Our expenditures through December were \$145.09m compared to \$154.27m in FY25 (about \$9.18m less).
  - This reduction is primarily due to FY25 spending on summer school, retention incentive pay, and Chromebook purchases.
  - Our certified and non-certified base salary and benefit expenditures are increasing at a higher rate than last year. We have spent less so far in total salary and benefit expenditures, but we expect to pass last year's total by the end of the year.



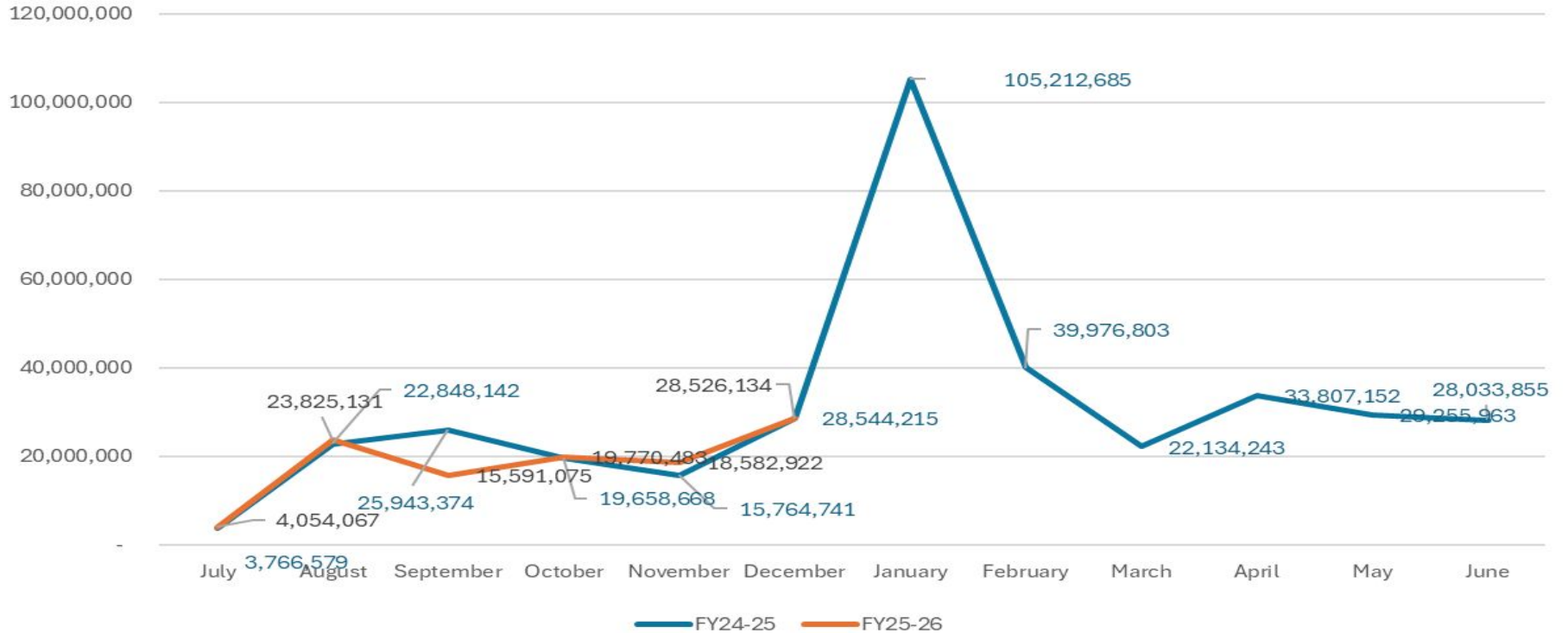
# Q2 Budget to Actuals

Category	Preliminary Annual Budget	December FY26	% Rcvd/ Spent	December FY25
<b>General Fund</b>				
Revenue	\$419,303,736	\$196,130,519	47%	\$199,182,317
Expenses	\$350,122,835	\$145,089,815	41%	\$154,267,513
<b>Building Fund</b>				
Revenue	\$26,790,071	\$8,416,695	31%	\$9,591,997
Expenses	\$24,005,591	\$11,841,807	49%	\$12,951,036
<b>Child Nutrition Fund</b>				
Revenue	\$27,845,428	\$8,333,316	31%	\$9,921,202
Expenses	\$25,692,926	\$11,702,042	46%	\$9,743,410
<b>Bond Fund</b>				
Revenue	\$137,434,872	\$87,223,925	63%	\$92,895,365
Expense	\$137,434,872	\$20,107,887	15%	\$45,251,082

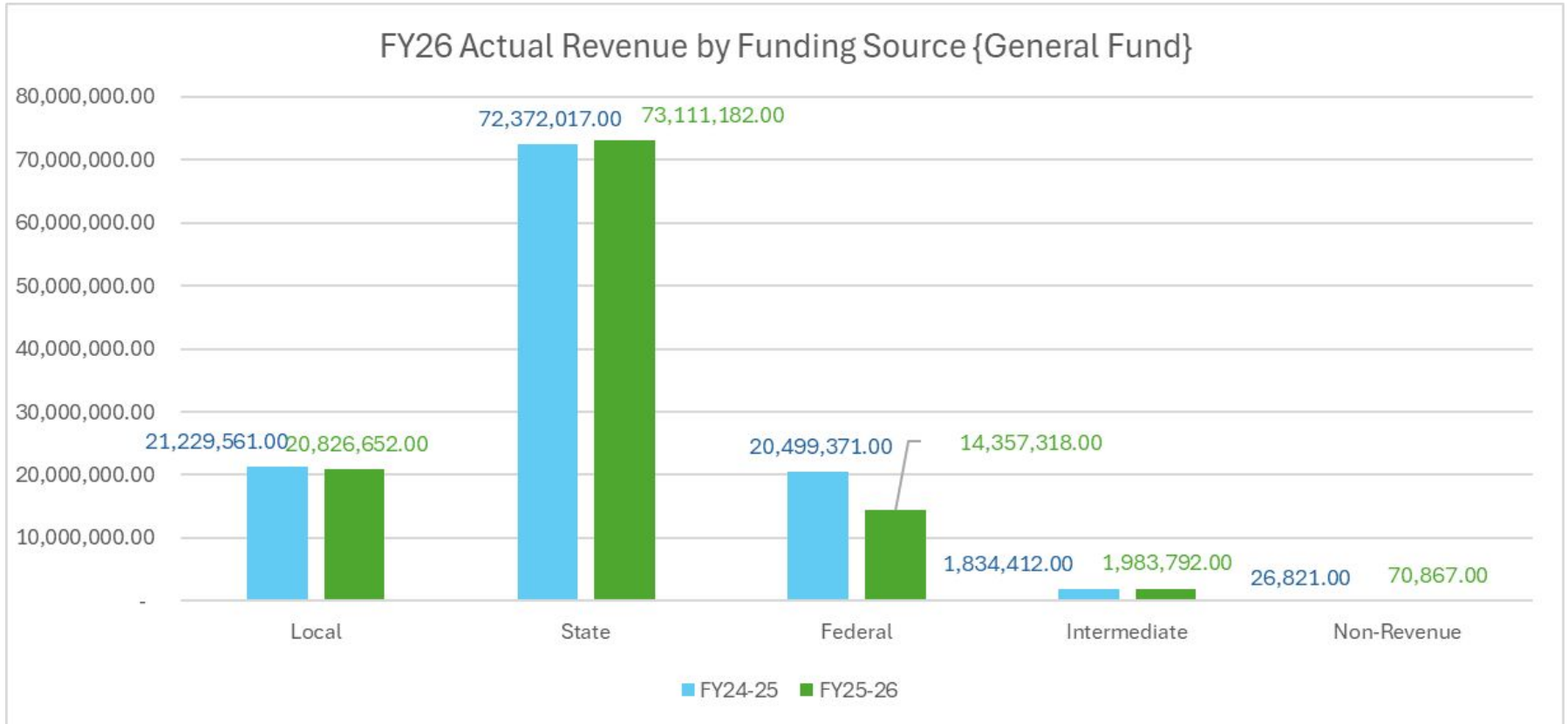


# Revenue as of 12/31

FY26 Actual Revenue (Year-Over-Year) by Month {General Fund}

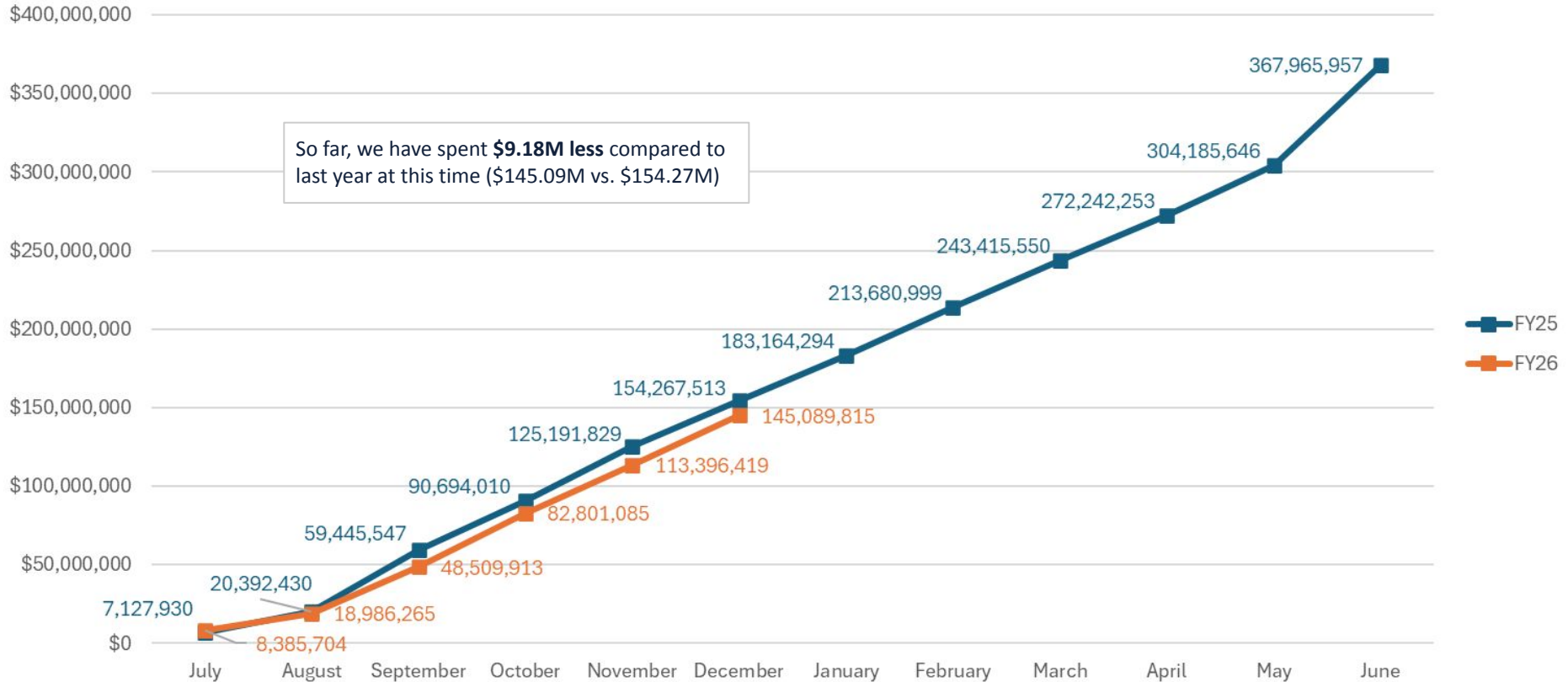


# General Fund Revenue by Month



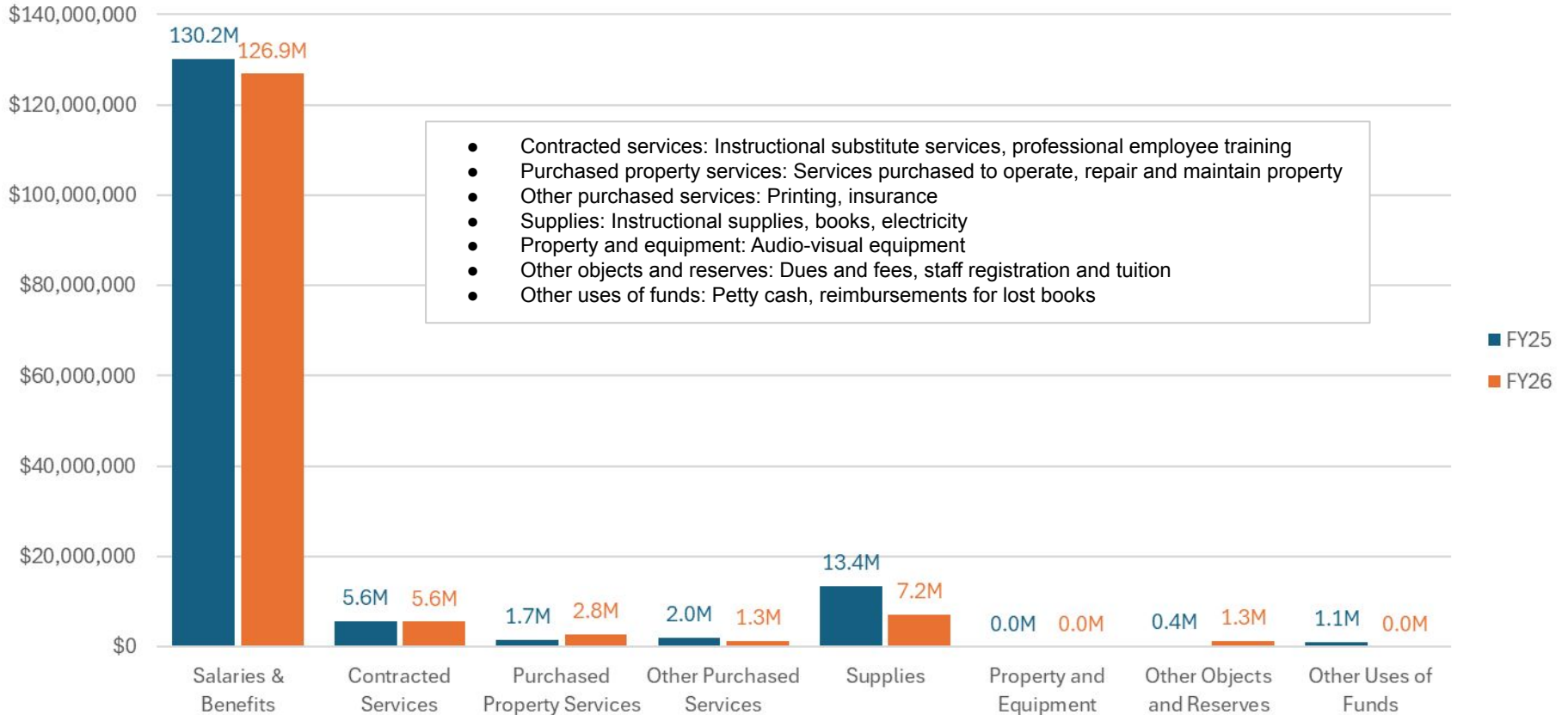


# FY26 Actual Expenditures (Year-Over-Year) by Month [General Fund]





## FY26 Actual Expenditures (Year-Over-Year) by Object [General Fund]





# FY26 Actual Expenditures (Year-Over-Year) by Function [General Fund]

