



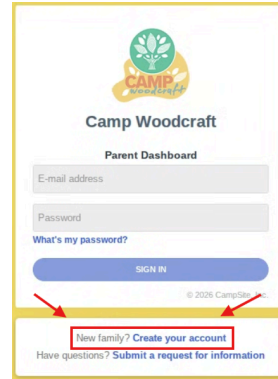
Registration Open Until February 19th



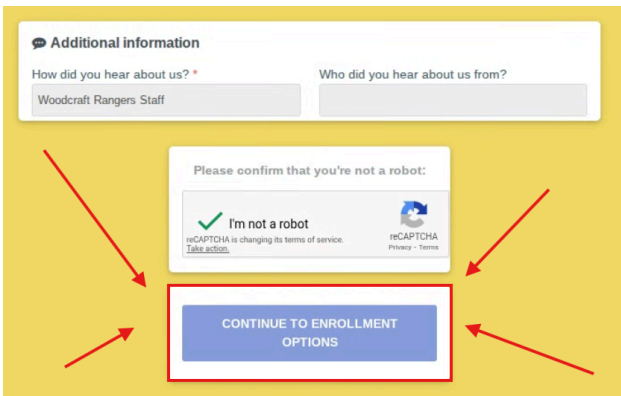
Camper Enrollment Instructions

Create an Account

At the bottom of the Camp Woodcraft registration page, please click on the **Create your account** button.



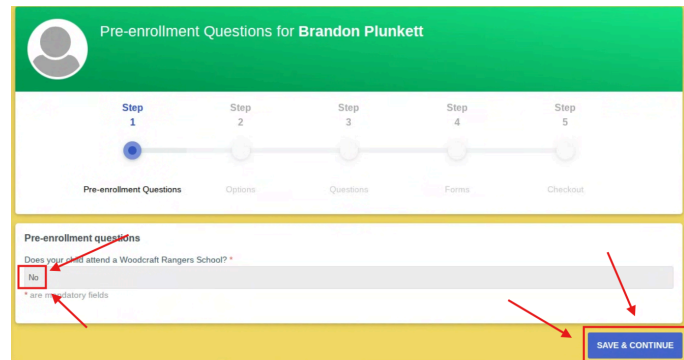
After completing the required information on the first page, click on **Continue to Enrollment Options**.



Camper Information

Pre-Enrollment Question: Does your child attend a Woodcraft Rangers School?

Select **NO**. Click on **SAVE & CONTINUE**.





Registration Open Until February 19th



Enrollment Passcode:
Type in **hawthorne26**
Click **SUBMIT PASSCODE**.

Please select your student's school by clicking on **+ADD OPTION**. Click on **SAVE & CONTINUE**.

Required Enrollment Forms

You will now be asked a couple Enrollment Questions, please fill out as much information as you can and then click on **SAVE & CONTINUE**.



Registration Open Until February 19th



Required Enrollment Forms

Next, complete the following forms:

- **2026 Transportation Form** – Gives permission for your camper to be transported by Woodcraft Rangers to camp.
- **Data Release Form** – Allows participation in surveys measuring program impact and camper experience.
- **Photo and Media Release** – Grants permission for photos and videos of your child.
- **2026 Camper Information Form** – Share any important information to help support your child at camp.
- **2026 Health History Form, Part 1** – Basic information, allergies, dietary restrictions, and insurance details.
- **2026 Health History Form, Part 2** – Immunization records. **(Can be submitted at a later date.)**
- **2026 Health History Form, Part 3** – Medication information.
- **2026 Health History Form, Part 4** – Emergency contacts, health care providers, general and mental health history.

The screenshot shows a list of forms categorized into four sections:

- Transportation Forms:** 2026 Transportation (Web form, Required)
- Participation Forms:** Data Release (Web form, Required - Past due), Photo Release (Web form, Required - Past due)
- Standard Forms:** 2026 Camper Information (Web form)
- Medical forms for 2026 Forms:** Health History Form, Part 1 (Web form, Required - Past due), Health History Form, Part 2 (Web form, Past due), Health History Form, Part 3 (Web form, Required - Past due), Health History Form, Part 4 (Web form, Required - Past due)

You should now be on the checkout page. Continue down the page until you see the Terms of Service, click on **“I have read and agree to the enrollment terms and conditions for Camp Woodcraft”**. Next, type in the parent name for signature. Click **SUBMIT ENROLLMENT REQUEST**.

The screenshot shows the checkout page with the following elements:

- A checked checkbox: have read and agree to the enrollment terms and conditions for Camp Woodcraft
- A signature field with the name "Brandon" entered.
- A date field showing "Dated: 01-26-2026".
- A blue button labeled "SUBMIT ENROLLMENT REQUEST".