




2024-2025 New York State Assessment Results

Board of Education Report
January 20, 2026

We are committed to ensuring that our students are healthy, safe, supported, challenged, and engaged

New York State Assessments



NYS Grades 3-8 Assessments are on-demand tests that are designed to measure students' proficiency with the NYS Learning Standards for the purpose of ensuring that students are “on track” to graduate.

English Language Arts: Grades 3-8

Mathematics: Grades 3-8

Science: Grades 5 & 8

- The tests are untimed and administered in 2 sessions.
- The test items are aligned with the NYS Learning Standards and are developed by a sample of New York State teachers.
- There are both multiple choice and open-ended items on each test.
- The questions are designed to measure critical thinking, problem solving and written language and often require students to describe and defend their reasoning.
- Some of the questions are released with the test results.
- Results are shared with teachers and parents.

NYS Assessments: Overview

June of 2025:

- First administration of Geometry Regents aligned to NYS Next Generation Standards for Math
- First administration of Biology and Earth and Space Science Regents Exams aligned to NYS NGSS
- Computer Based Testing grades 4,5,6 & 8 (ELA, Math, Science)

June of 2026:

- First administration of ELA regents Exam aligned to NYS Next Generation Standards
- First administration of Chemistry and Physics Regents exams aligned to Next Generation Standards
- Computer Based Testing grade 3-8 (ELA, Math, Science)

New York State Assessments - Conclusions

Confirming:

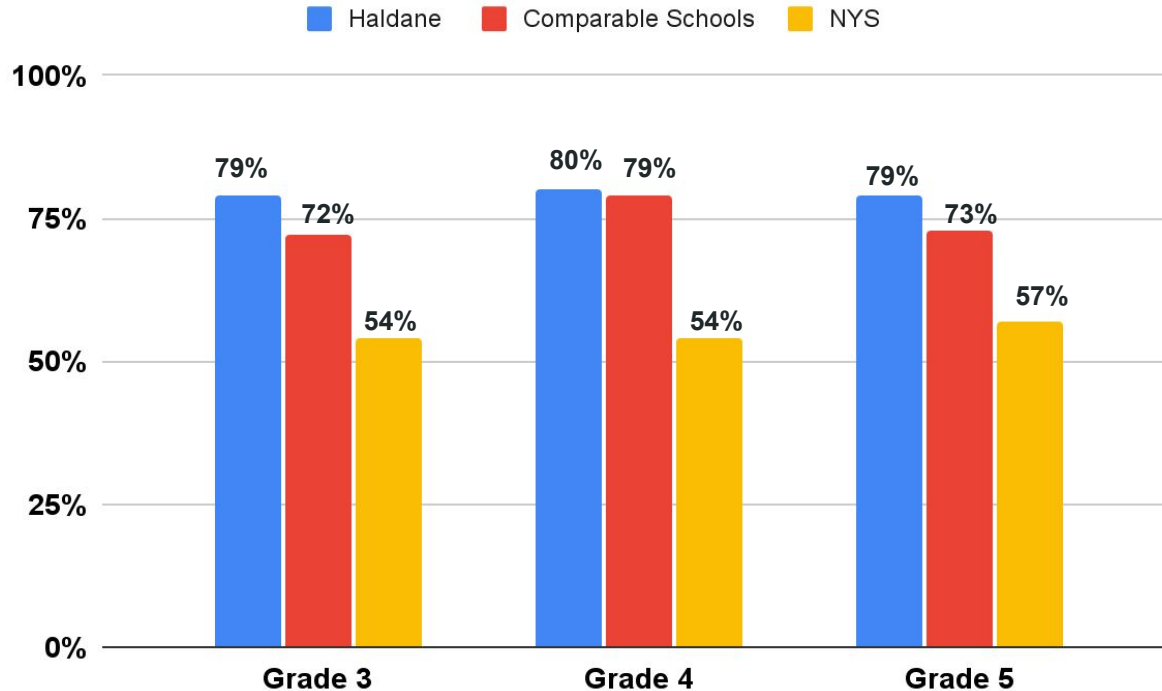
- Evidence of effective, guaranteed, viable curriculum aligned to NYS Standards
 - a. Consistency in performance in several grade levels and content areas
 - b. 21 Graduates awarded Seal of Biliteracy, 52 Graduates awarded Seal of Civic Readiness

Areas for Improvement:

- Maintain consistency in performance in grade levels and content areas
- Continued focus needed to close achievement gaps among student subgroups

2024-2025 NYS ELA Grades 3-5 by Grade Level

% of Students Achieving Proficiency



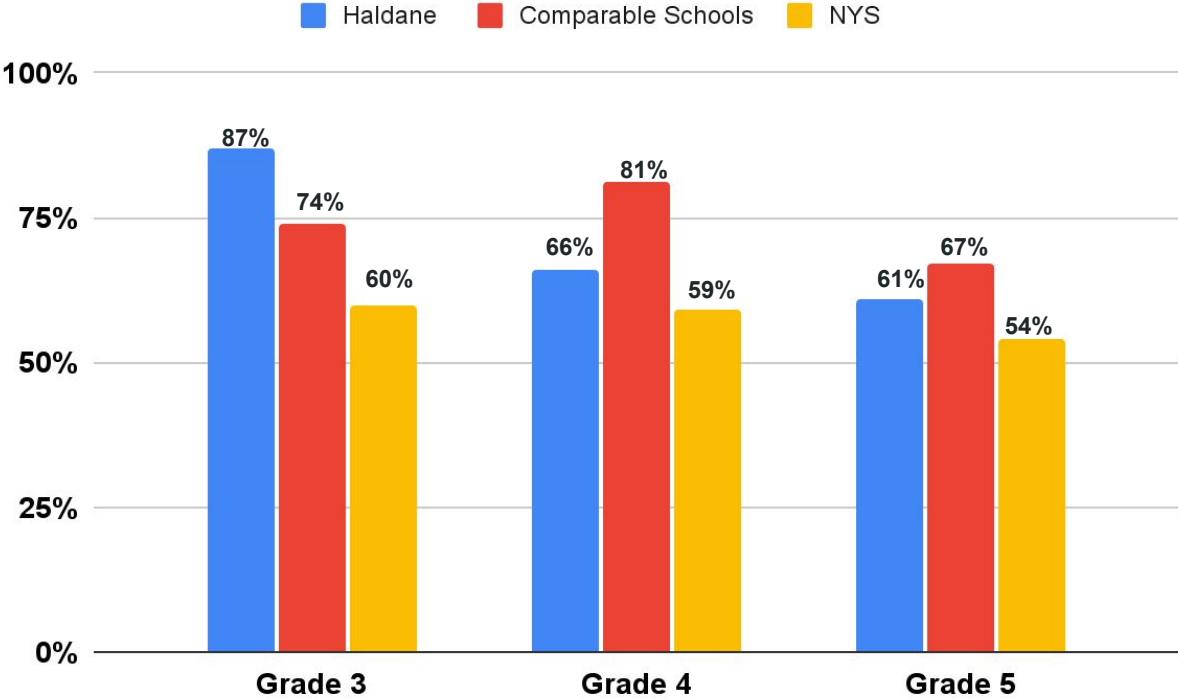
Comparable Schools:

Croton Harmon
North Salem
Putnam Valley



2024-2025 NYS Math Grades 3-5 by Grade Level

% of Students Achieving Proficiency



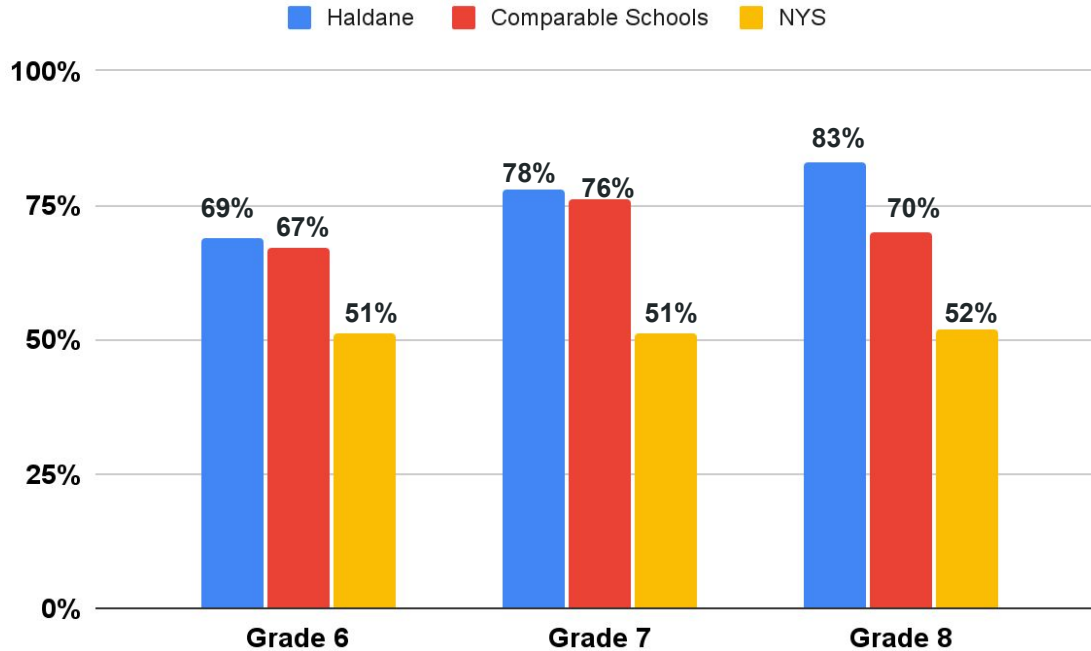
Comparable Schools:

- Croton Harmon
- North Salem
- Putnam Valley



2024-2025 NYS ELA Grades 6-8 by Grade Level

% of Students Achieving Proficiency



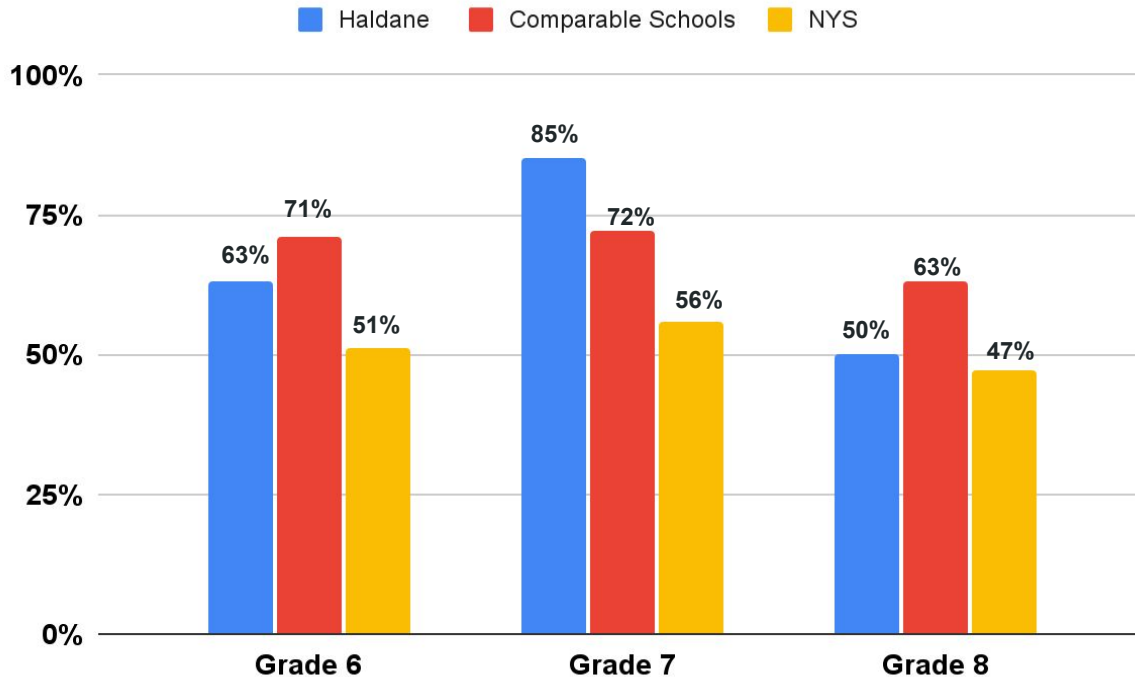
Comparable Schools:

Croton Harmon
North Salem
Putnam Valley



2024-2025 NYS Math Grades 6-8 by Grade Level

% of Students Achieving Proficiency



Comparable Schools:

Croton Harmon
North Salem
Putnam Valley

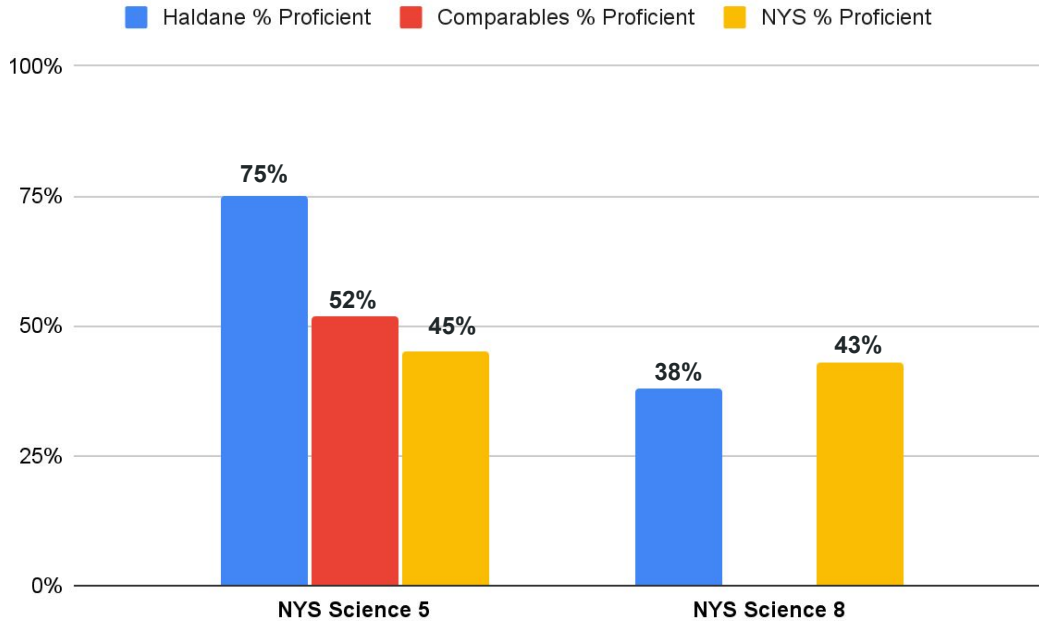
8th Grade Cohort
Participation in
NYS Math Assessment

37 students : Algebra Regents
22 students : NYS Math 8



2024-2025 NYS Science Grades 5 & 8

% of Students Achieving Proficiency

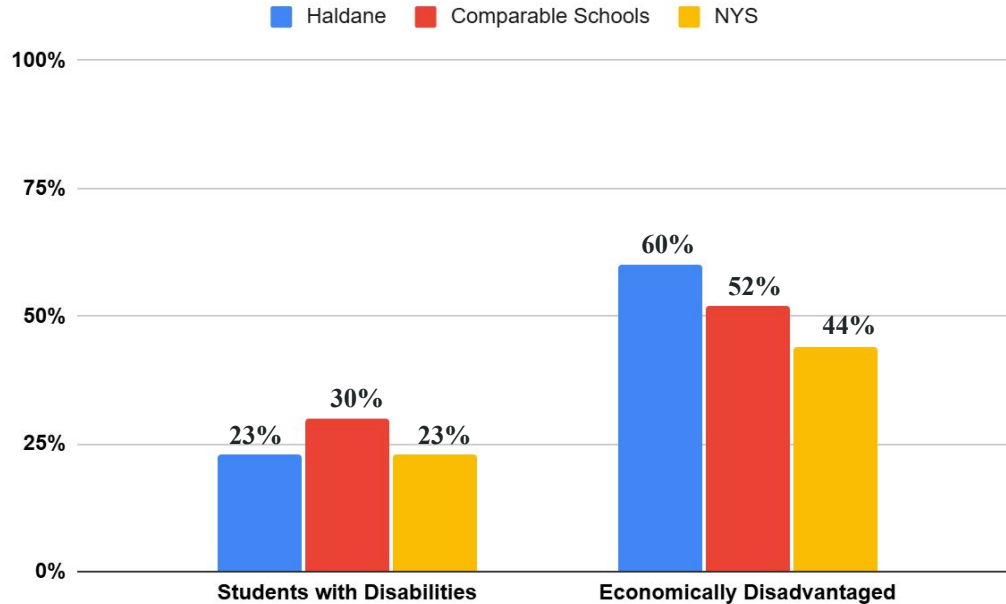


8th Grade Cohort
Participation in
NYS Science Assessments

33 students : Living Environment Regents
16 students : NYS Science 8

2024-2025 NYS ELA 3-8 Subgroups

% of Students Achieving Proficiency

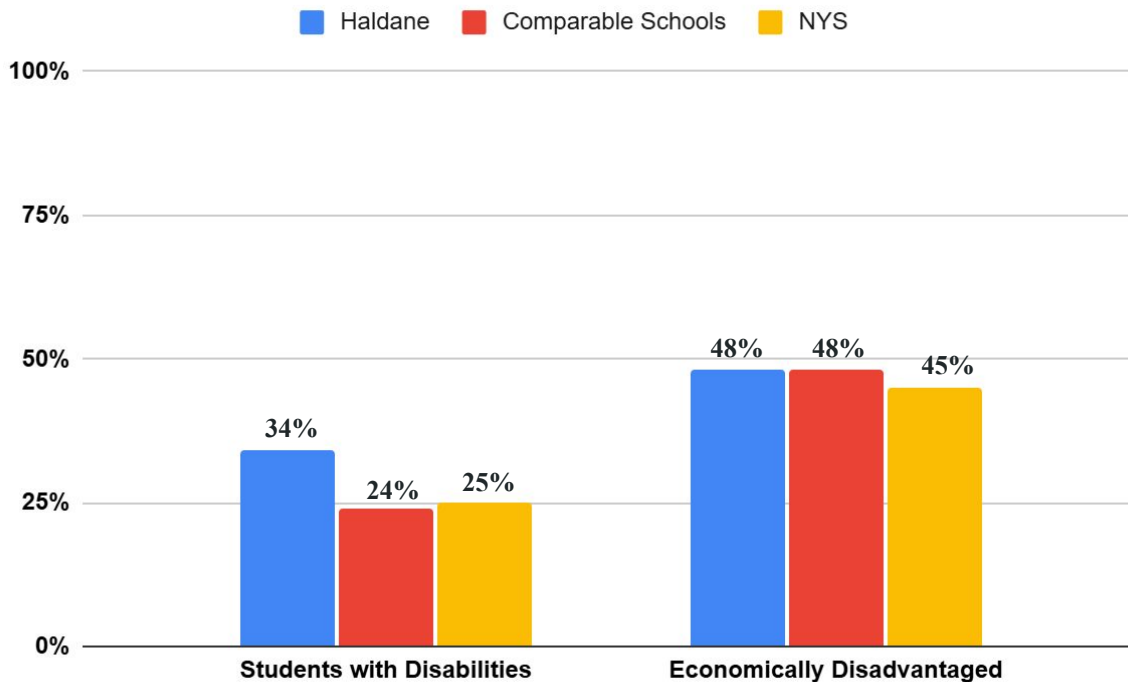


Comparable Schools:

Croton Harmon
North Salem
Putnam Valley

2024-2025 NYS Math 3-8 Subgroups

% of Students Achieving Proficiency



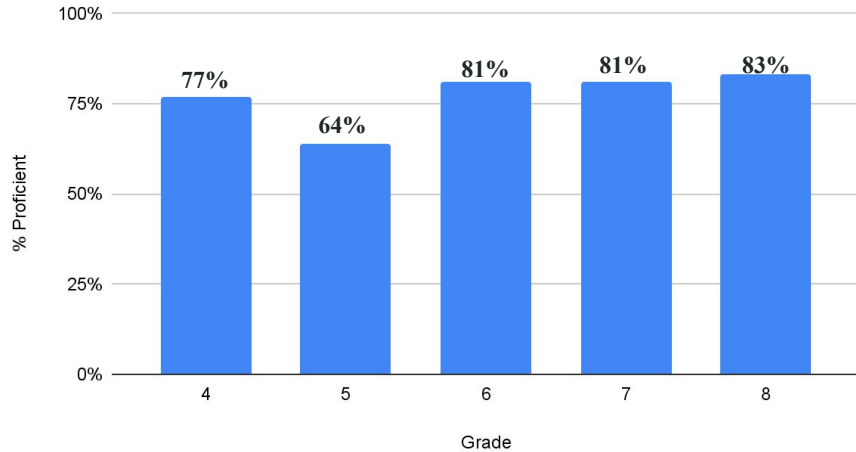
Comparable Schools:

Croton Harmon
North Salem
Putnam Valley

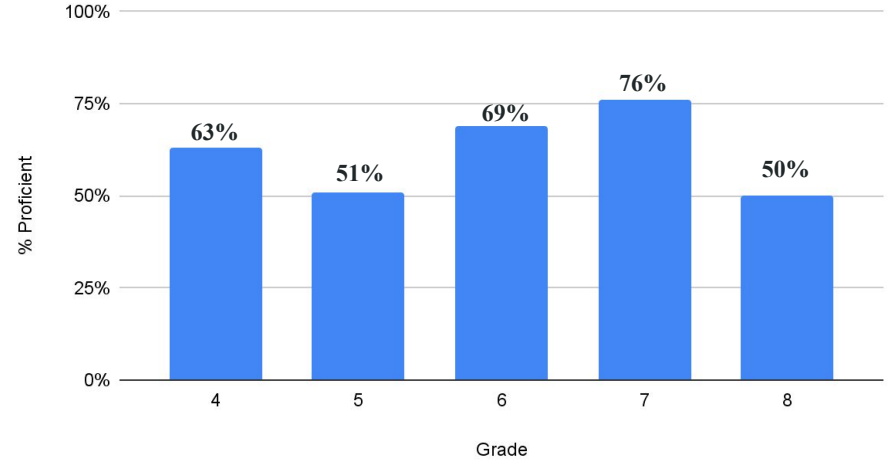


New York State Assessments - 9th Cohort

English Language Arts - Current 9 Grade Cohort



Mathematics - Current 9 Grade Cohort



Regents Examinations

New York State Regents Exams are intended to measure student achievement in specific courses. A Regents or Advanced Regents Diploma requires a student to pass certain exams.

Haldane administered the following
Regents Exams in
2025:

Common Core English

Algebra 1

Geometry

Earth Science

Living Environment

Chemistry

Global History

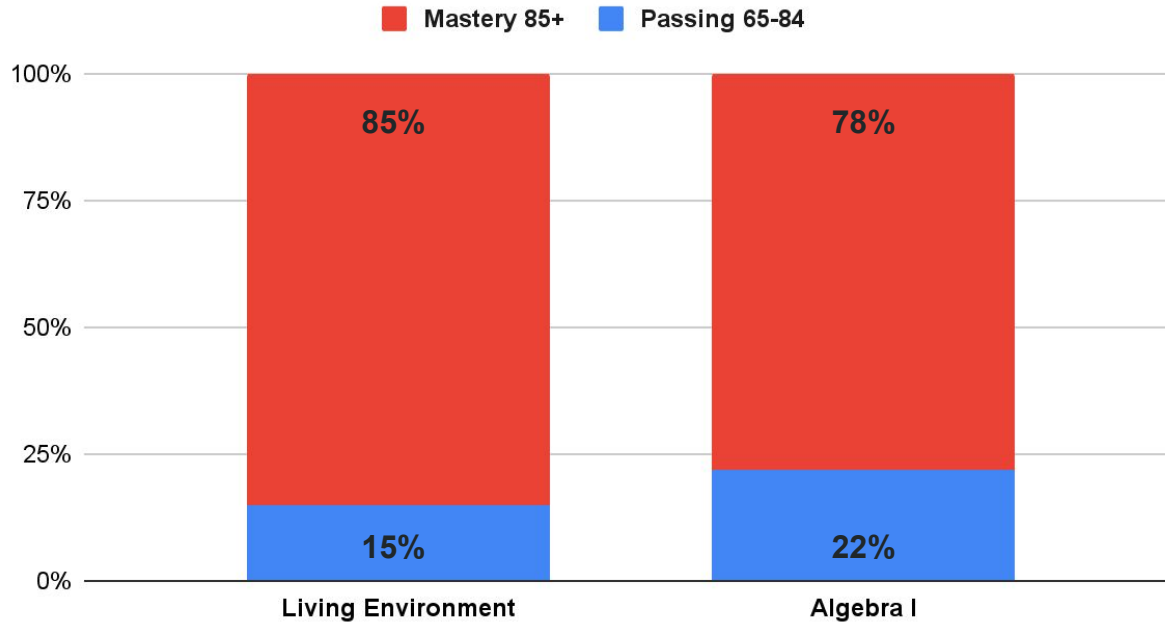
US History & Government

- ❑ All exams have multiple choice and open-ended items.
- ❑ Students take the exam when they have completed the course of study.
- ❑ NYS Regents utilizes a scaling method to communicate achievement of State Learning Standards.



Middle School Regents Examinations 2024-2025

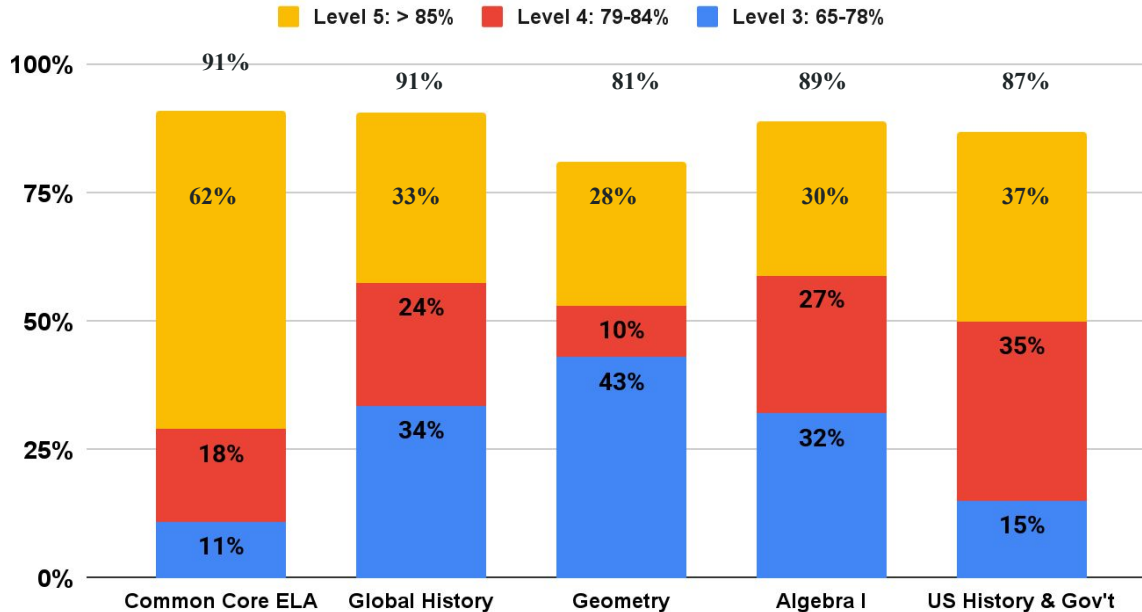
Living Environment (33 Students) Algebra I (37 Students)



2024-2025 Regents Exam Results

% of Students Scoring 3, 4 or 5

Regents Examinations with a 5 Tier Scale



Performance Level 5, means a student “exceeds Common Core expectations.” It is analogous to what currently is considered “mastery level” of a subject.

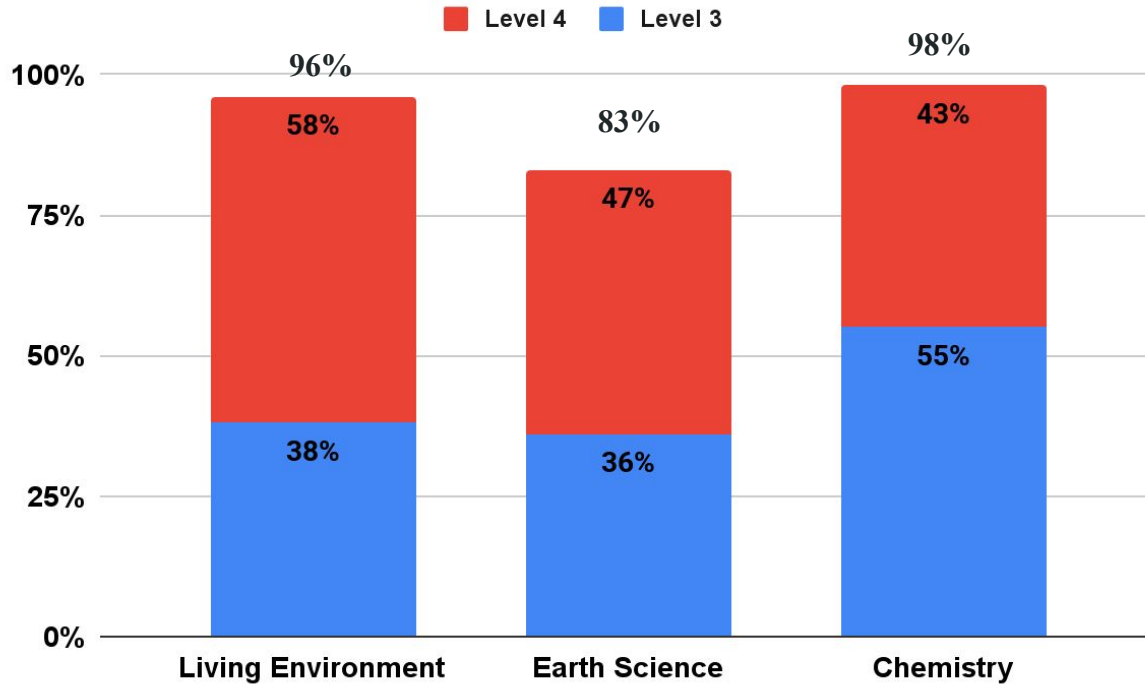
At Performance Level 4, a student “meets Common Core expectations.”

Students with scores at Performance Level 3 will have scaled scores equivalent to between 65 and 78. This is officially defined as only “partially” meeting Common Core expectations.

Performance Level 2 is a lower range at which students also only “partially” meet Common Core expectations and a “safety net” for qualified students.

2024-2025 Regents Exam Results

% of Students Passing & Mastery



2024-2025 Regents Examinations: Student Subgroups

Regents

Special Education

Economically Disadvantaged

ELA	60% (5)	70% (13)
Algebra I	80% (10)	64% (14)
Geometry	0% (3)	87% (15)
Living Env.	71% (7)	92% (13)
Earth Science	56% (9)	67% (15)
Chemistry	100% (1)	100% (6)
Global History(8)	50% (8)	88% (16)
US History (8)	75% (8)	73% (15)

New York State Assessments - Conclusions

Confirming:

- Evidence of effective, guaranteed, viable curriculum aligned to NYS Standards
 - a. Consistency in performance in several grade levels and content areas
 - b. 23 Graduates awarded Seal of Biliteracy, 52 Graduates awarded Seal of Civic Readiness

Areas for Improvement:

- Maintain consistency in performance in grade levels and content areas
- Continued focus needed to close achievement gaps among student subgroups

Curriculum & Instruction K-12 Goal

Continued development of a systematic approach to integrating data; complimenting our processes for supporting/grounding conversations, evaluating programs, promoting inquiry and informing decision making at the classroom, grade, building and district level.

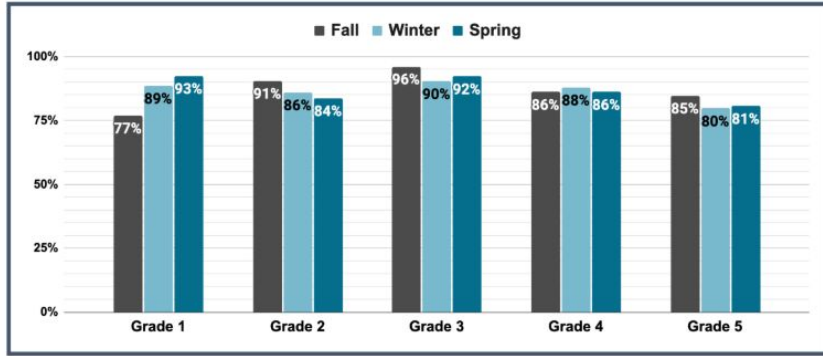


Use of Data to Inform

- **Professional Development**
 - NWEA, The Reading League (Science of Reading), Literacy Consultants, UFLI, Benchmark, Co-Teaching, Hudson Valley RBERN
- **Multi Tier Support Services**
 - Targeted tier 1, 2 & 3 services
 - Adoption of EduClimber
- **Curriculum Resources & Materials**
 - Adoption of literacy resources - UFLI, Benchmark
 - Khan Academy Math Program K-5
 - PAF Reading Program
 - NYS Assessment Reports
- **Classroom instruction:**
 - Universal Design for Learning
 - Research Based Practices - Science of Reading
 - Targeted Small Group instruction (NWEA, HLP)
 - Local Assessments
- **Instructional Support Teams (IST)**
 - IST - Instructional Support Teams
 - Classroom assessment performance
 - Attendance/Behavior
 - Past supports (Instructional, social-emotional)
 - Targeted Interventions (AIS Tiers)

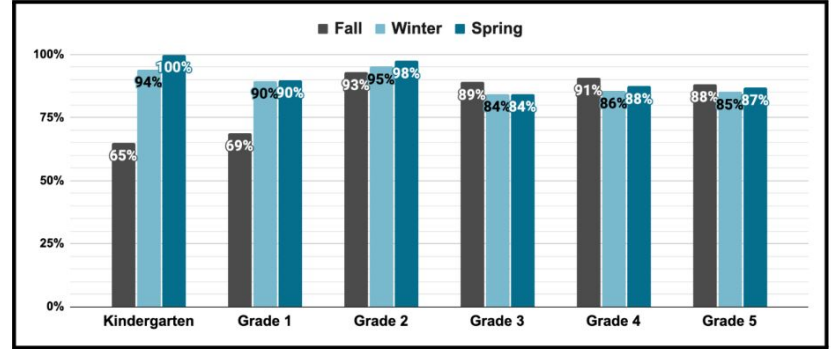
Haldane Learner Profile K-5:

Figure 3. Fall-to-Spring Growth, 2023-2024



% At or Above Benchmark, ORF

Figure 1. Fall-to-Spring Growth, 2024-2025



% At or Above Benchmark, ORF

Use of Data to Inform

- **Professional Development**
 - NWEA, The Reading League (Science of Reading), Literacy Consultants, UFLI, Benchmark, Co-Teaching, Hudson Valley RBERN
- **Multi Tier Support Services**
 - Targeted tier 1, 2 & 3 services
 - Adoption of EduClimber
- **Curriculum Resources & Materials**
 - Adoption of literacy resources - UFLI, Benchmark
 - Khan Academy Math Program K-5
 - PAF Reading Program
 - NYS Assessment Reports
- **Classroom instruction:**
 - Universal Design for Learning
 - Research Based Practices - Science of Reading
 - Targeted Small Group instruction (NWEA, HLP)
 - Local Assessments
- **Instructional Support Teams (IST)**
 - IST - Instructional Support Teams
 - Classroom assessment performance
 - Attendance/Behavior/Social Emotional
 - Past supports (Instructional, social-emotional)
 - Targeted Interventions (AIS Tiers)

Questions & Answers

