



816 Burr Oak Drive Westmont, Illinois 60559  
Phone: (630) 655-8500 Fax: (630) 655-8724  
jmsenviro.com

# PROJECT SPECIFICATIONS

FOR THE

SUMMER 2026

ASBESTOS ABATEMENT REMOVAL WORK

AT

**WOOD DALE SCHOOL DISTRICT #7**

**OAKBROOK ELEMENTARY SCHOOL  
170 S. WOOD DALE ROAD  
WOOD DALE, ILLINOIS 60191**

**&**

**WOOD DALE JUNIOR HIGH SCHOOL  
655 WOOD DALE ROAD  
WOOD DALE, ILLINOIS 60191**

PREPARED BY:

JMS ENVIRONMENTAL ASSOCIATES, LTD.  
816 BURR OAK DRIVE  
WESTMONT, ILLINOIS 60559

**October 7, 2025**

(JMS ENVIRONMENTAL ASSOCIATES, LTD. COPYRIGHT 2020)

**PROJECT: 2026 Asbestos Abatement Project:**

**OAKBROOK ELEMENTARY SCHOOL  
170 S. WOOD DALE ROAD  
WOOD DALE, ILLINOIS 60191**

**WOOD DALE JUNIOR HIGH SCHOOL  
655 WOOD DALE ROAD  
WOOD DALE, ILLINOIS 60191**

**OWNER: Wood Dale School District # 7  
543 N. Wood Dale Road  
Wood Dale, Illinois 60191**

**ASBESTOS PROJECT DESIGNER:**

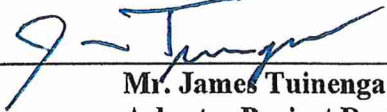
**James Tuinenga, CIH  
TEM Environmental, Inc.**

**ASBESTOS PROJECT MANAGEMENT/MONITORING:**

**JMS Environmental Associates, Ltd.  
816 Burr Oak Drive  
Westmont, Illinois 60559  
630-655-8500**

**To the best of the knowledge as the project designer, this specification complies with all applicable requirements of the Illinois Department of Public Health contained in *Part 855: Asbestos Abatement For Public and Private Schools and Commercial and Public Buildings in Illinois*. Per Illinois Department of Public Health requirements, no changes are allowed in these specifications without the written consent of the project designer.**

**Date: October 7, 2025**

  
\_\_\_\_\_  
**Mr. James Tuinenga  
Asbestos Project Designer  
IDPH #100-00349**

**TABLE OF CONTENTS**

|   |    |
|---|----|
| SECTION I - SCOPE OF WORK                     | 4  |
| A. Scope of Work & Schedule                   | 4  |
| B. Description of Work                        | 4  |
| C. Applicable Standards and Guidelines        | 7  |
| D. Submittals and Notifications               | 8  |
| E. Site Security                              | 13 |
| F. Emergency Planning                         | 13 |
| G. Pre-Construction Meeting                   | 14 |
| SECTION II – MATERIALS, EQUIPMENT AND PATENTS | 16 |
| SECTION III- EXECUTION                        | 18 |
| A. Respiratory Protection & Other PPE         | 18 |
| B. Initial Site Preparation                   | 19 |
| C. Glove Bag Removal                          | 21 |
| D. Full Enclosure Removal Methods             | 23 |
| E. Heat Gun Removal Method                    | 29 |
| F. Air Quality Monitoring                     | 30 |
| G. Clearance Sampling                         | 31 |
| H. Disposal Procedures                        | 33 |
| I. Re-insulation                              |    |
| SECTION IV – GENERAL CONDITIONS               | 36 |
| A. General Requirements                       | 36 |
| SECTION V – BID DOCUMENTS                     | 41 |
| Bid Form                                      | 43 |
| SECTION VI – DRAWINGS                         | 45 |

**SECTION I - SCOPE OF WORK**

**A. Scope of Work & Schedule**

**Oak Brook Elementary School:**

This work plan covers the 2026 full containment gross removal of 340 linear feet of air cell pipe insulation above 3,070 sf. of **Non-asbestos** Sound Insulating Ceiling tiles with fiberglass and grid that will also need to be removed as asbestos. **The contractor shall leave in and wrap all light fixtures and any smoke/fire detectors etc. .**

**REQUIRED SCHEDULE**

The asbestos abatement contractor shall commence work on June 8, 2026 and complete all abatement activities by no later than June 18, 2026. The asbestos abatement contractor shall staff the project and schedule the work as necessary to complete the entire abatement project within this time frame.

**Wood Dale Junior High School:**

This work plan covers the 2026 Tented glovebag removal of <50 fittings within 4 tents, Boys and Girls Locker rooms (10 fittings each), South utility room and restrooms (15 Fittings)(3 rooms combined to 1 tents) and one tent in the southwest hallway(One fitting).

**REQUIRED SCHEDULE**

The asbestos abatement contractor shall commence work after **June 8, 2026 and completed prior to June 26, 2026. .**

**DAMAGES FOR DELAY**

Should the Contractor fail to complete the work within the time specified in the asbestos work plan, any actual damages (e.g., additional engineering costs, additional asbestos project management costs, lost revenues) incurred by the Owner because of that delay shall be deducted from the monies due or that may become due the Contractor. In addition to these damages, Contractor recognizes that any delay shall cause the Owner other damages, and shall further cause inconvenience to the parish, the monetary measure of which is difficult to quantify. Therefore, instead of requiring proof of the monetary amount of such damages, the Contractor and Owner agree that liquidated damages of \$2,500 per calendar day of delay in achieving substantial completion, as set forth in the bid documents, is a fair and reasonable measure of said other damages and inconvenience. The parties agree that this provision is not a penalty. Such liquidated damages, in addition to any actual costs paid by the Owner because of the delay, shall be deducted from the monies due or that may become due the Contractor. If the amount remaining to be paid to the Contractor is insufficient to cover all such damages, then Contractor shall pay the balance to the Owner.

B. Description of Work

1. The work specified herein shall be the removal of asbestos containing building materials by competent persons trained, knowledgeable and qualified in the techniques of abatement, handling and disposal of asbestos-containing and asbestos-contaminated materials and the subsequent cleaning of contaminated areas, who comply fully with all applicable federal, state and local regulations and are capable of and willing to perform the work of this contract according to the specified schedule.
2. The work of the asbestos abatement contractor includes the asbestos abatement operations and other activities as described in detail below:

**Oak Brook Elementary School:**

This work plan covers the 2026 full containment gross removal of 340 linear feet of air cell pipe insulation above 3,070 sf. of **Non-asbestos** Sound Insulating Ceiling tiles with fiberglass and grid that will also need to be removed as asbestos. **The contractor shall leave in and wrap any light fixtures and any smoke/fire detectors etc. .**

**Wood Dale Junior High School:**

This work plan covers the 2026 Tented glovebag removal of <50 fittings within 4 tents, Boys and Girls Locker rooms (10 fittings each), South utility room and restrooms (15 Fittings)(3 rooms combined to 1 tents) and one tent in the southwest hallway(One fitting).

**The asbestos abatement contractor shall setup a regulated work area and restrict access by constructing Type 'A' barrier walls, with lockable doors, as indicated on the drawings. A five-stage decontamination facility, consisting of a clean room, shower chamber and dirty room, separated by airlocks, shall be constructed in the adjacent maintenance area. A three stage wasteout, with a lockable door, that can only be opened from the inside of the wasteout unit, shall be placed at the containment.**

**During work area preparation, all electrical and HVAC service to the regulated work area shall be shutdown and locked out such that only the contractor supervisor (aka; the competent person) can re-activate the electrical or HVAC service to these areas. See Section III, Part B-3 for the definition of "shutdown and lockout".**

**During preparation, the asbestos abatement contractor shall place primary polyethylene seals consisting of two layers of 4-mil polyethylene over the existing fixed equipment which cannot be removed and will need to remain in place during the abatement activity. If any electrical service to this equipment exists, then it must be shutdown and locked out prior to the placement of the primary seals. Primary seals, consisting of two layers of 4-mil polyethylene, shall also be placed over all openings.**

Protective primary seals must also be placed over any ceiling mounted sprinkler heads and fire detectors within the regulated work area. Workers shall be instructed prior to the start of the debris cleanup to protect and leave any sprinklers and fire detectors in place. The school will determine the need for any shutdown and lockout procedures and communicate these requirements to the abatement contractor at the pre-construction meeting.

A negative pressure enclosure will then be constructed in the regulated work area by placing two layers of 4-mil polyethylene over all wall surfaces. All perimeter openings shall be sealed once the perimeter ceiling Tile is removed. Two layers of 6-mil polyethylene shall then be placed over all floors. All tunnel walls should be framed out to maintain containment stability.

Four 2,000 SCFM HEPA filter equipped air filtration unit are specified for placement within the containment. These units shall be exhausted to the outdoors via flexible ducts which will run to windows within the classrooms. It will be necessary to install a plywood insert at the window exhaust points to accommodate the flexible ducts and secure the opening. Building security must be maintained at all times. Refer to the attached floor plan drawings for perspective.

After enclosure construction is complete and negative pressure conditions have been achieved after the 6 hour hang time, then the abatement contractor shall instruct workers to remove all tile as asbestos waste utilizing wet methods.

The minimum level of respiratory protection for this project shall be a Full face respirator with HEPA filter cartridges. The utilization of full body disposable coveralls will also be required for this project. Gloves and disposable coveralls shall be utilized by any workers involved in removal operations.

Air sample clearance for all work shall utilize the TEM protocol.

3. The asbestos abatement contractor shall comply on this project with all applicable requirements of *Part 855 Asbestos Abatement for Public and Private Schools and Commercial and Public Buildings in Illinois* issued in March 1999 and thereafter amended by the Illinois Department of Public Health.
4. The asbestos **abatement contractor** shall provide for the services of a licensed and experienced electrician to lockout electrical supply to the enclosed work areas and to set-up ground fault interrupter protected circuits for use during asbestos abatement. A potential source of electrical power has been shown for the regulated work area on the attached floor plan drawing. **Any alterations to electrical service which might impact facility operations will need to be pre-approved by the School District.**
5. The asbestos abatement contractor shall supply all labor, materials, subcontractor services, insurance, permits and equipment necessary to carry out the work in accordance

with all applicable federal, state and local regulations and these specifications. **The asbestos abatement contractor shall be solely responsible for selecting appropriate construction means, methods, sequences and procedures for safely performing the work in compliance with this asbestos work plan and any applicable government regulations relative to asbestos abatement or related trade work. The contractor shall also be solely responsible for any acts or omissions of his employees or subcontractors.**

6. All abatement operations shall commence on and must be completed by the scheduled dates given above. The contractor shall staff the project as necessary to complete the work within the required time schedule. Failure to complete the work in the time period stated shall be grounds for liquidated damages (aka; Damages for Delay).
7. The asbestos abatement contractor is responsible for restoring the work area and any auxiliary area utilized during the abatement to conditions equal to, or if necessary, better than original. Any damages caused during the performance of abatement activities shall be repaired by the abatement contractor (i.e.; damage to electrical or mechanical equipment, damage to wall or other finished surfaces, water damage, damage to existing floor coverings that are not scheduled for removal, broken glass, etc.) at no additional expense to the building owner.
8. **To guard against water leaks, the water supply to the worker decontamination facility shower shall be shutoff at the end of each shift. A potential water supply for the worker decontamination shower is marked on the floor plan drawing.**

## C. Applicable Standards and Guidelines

### 1. General Requirements:

- a. All work under this contract shall be done in strict accordance with all applicable federal, state and local regulations, standards and codes governing asbestos abatement **and any other trade work done in conjunction with the abatement.** The most recent edition of any relevant regulation, standard, document, or code shall be in effect. Where conflict among the requirements or with these specifications exist, the most stringent requirements shall be complied with. The asbestos abatement contractor is to be in possession of, and thoroughly familiar with, the contents of these documents, as well as these specifications.

### 2. Specific Requirements:

- a. Illinois Department of Public Health Regulations Part 855 Asbestos Abatement for Public and Private Schools and Commercial and Public Buildings in Illinois.

b. Occupational Safety and Health Administration (OSHA):

Title 29 Code of Federal Regulations Section 1910.134  
General Industry Standard for Respiratory Protection.

Title 29 Code of Federal Regulations Section 1926.1101  
Construction Industry Asbestos Standard.

Title 29 Code of Federal Regulations Section 1910.20  
Access to Employee Exposure and Medical Records.

Title 29 Code of Federal Regulations Section 1910.1200  
Hazard Communication Standard.

Title 29 Code of Federal Regulations Section 1910.147  
The Control of Hazardous Energy (Lockout/Tagout)

Title 29 Code of Federal Regulations Section 1926 Subpart X  
Stairways & Ladders

Title 29 Code of Federal Regulations Section 1926, Subparts  
L & M Scaffolding & Fall Protection.

c. United States Environmental Protection Agency (U.S. EPA):

Title 40 Code of Federal Regulations Part 763 Subpart E  
Asbestos-Containing Material in Schools.

Title 40 Code of Federal Regulations Part 61 Subpart M  
National Emission Standard for Asbestos (NESHAPS).

Guidance for Controlling Asbestos-Containing Materials in Buildings,  
EPA Document 560/5-85-024, June 1985.

d. NIOSH Respirator Standard 42 Code of Federal Regulations Part 84.

e. Threshold Limit Values for Chemical & Physical Agents (2011 Booklet).

## D. Submittals and Notifications:

1. The asbestos abatement contractor shall comply with all applicable submission and notice requirements under Illinois Department of Public Health (IDPH) Part 855.350 (a) and (b) for schools, or where applicable Part 855.220 (a) for public and commercial buildings.
2. Prior to commencement of work, the asbestos abatement contractor shall submit written notification to Illinois EPA as required by the EPA National Emission Standard for Asbestos (40 CFR Part 61.145b).
3. At least five days prior to commencement of work, the asbestos abatement contractor shall submit copies of the following items to the asbestos project manager:
  - a. IDPH notifications and submissions identified in Section I, Paragraph D-1. These include the Notice of Asbestos Abatement Form and written permission from the building owner confirming authorization to proceed with asbestos abatement activities.
  - b. Illinois EPA notification identified in Section I, Paragraph D-2.
  - c. Written notification to local officials to include the municipal fire department chief and chief of police advising those agencies that asbestos removal activities will be underway on site for the specific dates scheduled in this document and any emergency responders to the site need to be notified of this fact.
  - d. Written notification to the employers of other workers who will be present in the building while the asbestos abatement work is underway. The written notices shall inform the other employers of the nature of the asbestos abatement work to be performed, of the existence of a regulated area, and of the measures in effect to prevent building occupants from being exposed to airborne asbestos per OSHA 29 CFR Part 1926.1101 (d). A sample notification form which can be used to meet the intent of the OSHA regulation is attached in Appendix A.
  - e. Satisfactory proof that proper arrangements have been made for the transportation and disposal of asbestos containing or asbestos contaminated waste materials at a landfill permitted to receive this type of waste.
  - f. Documentary evidence that the contractor's employees; including workers, supervisors and any other company personnel or agents who may be exposed to airborne asbestos fibers or who may be responsible for any aspect of abatement activities, are licensed by the IDPH for their respective roles.
  - g. Initial and current asbestos training accreditation certificates for all licensed persons assigned to this project.

- h. When applicable, written notification to inform the rental company(s) that any rented equipment for this project may be used inside asbestos removal areas or to transport asbestos waste materials.
- i. Bidders must be able to present certificates of insurance endorsed specifically for this project setting forth evidence of comprehensive commercial general liability insurance (broad form) and asbestos related liability insurance coverage (occurrence form) which covers personal injury and property damage and which lists the District, Schools and the asbestos project management firm as additional insured in respect to such coverage. The insurance coverage shall be a true occurrence form for asbestos related liability and coverage limits for both general commercial and asbestos related liability shall be at least \$2,000,000 per occurrence and a minimum of \$4,000,000 annual aggregate. The insurance coverage shall **not** contain any exclusions for work with asbestos, mold, hazardous waste or other hazardous materials in general. Business auto liability insurance coverage in the amount of not less than \$1,000,000 is required for this project. **Note: The specific insurance requirements for this project are listed in the Sample Contractors Agreement.** The asbestos abatement contractor shall immediately notify the District and the asbestos project manager in the event that any endorsements are subsequently issued which amend coverage or limits.
- j. Proof of statutory insurance coverage under the Worker's Compensation Insurance System of the State of Illinois in a minimum amount of \$1,000,000 for each accident causing bodily injury and \$1,000,000 per employee for bodily injury by disease.
- k. Documentation in the form of a written opinion from a physician or licensed health care professional that all employees or agents who may be exposed to airborne asbestos in excess of background levels or who are engaged in OSHA Class I, II or III work have been provided with an opportunity to be medically monitored to determine whether they are physically capable of working while wearing the respirator required without suffering adverse health effects and that they do not have a medical condition which would place the employee at an increased risk of material health impairment from exposure to asbestos. If any limitations are placed on the employee's activities or respirator use by the physician, then this information must be included in the written opinion.
- l. Copy of a formal written respiratory protection program per 29 CFR 1910.134 which must address, the proper selection, use, storage, limitations, cleaning, and maintenance of respirators used for asbestos abatement. The written plan must also address employee training on the program elements and must list NIOSH approval numbers for all respiratory protection devices utilized.
- m. Documentation of respirator fit testing for all asbestos abatement contractor

employees and agents who must enter the work area. This fit-testing shall be in accordance with the procedures found in 29 CFR 1910.134 Appendix A for either the qualitative or quantitative protocol. Fit testing shall occur before initial use by the employee of any respirator with a tight fitting facepiece and at least annually thereafter.

- n. Identification of the industrial hygiene sampling strategy to be used for personal air monitoring, the individual who will conduct this monitoring, and the laboratory selected to perform air sample analyses.
  - o. A copy of the contractor's Written Hazard Communication Plan as required under OSHA 29 CFR 1910.1200 along with copies of Material Safety Data Sheets (MSDS) for any chemical products which will be utilized on this project. **A MSDS for the selected mastic remover product must be submitted for pre-construction review and approval by the District or designated representative. (Note: For this project, submit a copy of the selected mastic remover product MSDS to JMS Environmental for review). (No Mastic solvent utilized on this project.)**
  - p. Layout and construction of decontamination enclosure systems and barriers for isolation of the work area which indicate any proposed changes to the asbestos work plan must be agreed to in writing by the asbestos project manager.
4. During asbestos abatement activities, the asbestos abatement contractor shall submit the following items on a daily basis to the asbestos project manager:
- a. Copies of all transport manifests, trip tickets and disposal receipts for all asbestos related waste materials removed from the work area during the abatement process. [Note: All asbestos waste disposal documentation must be submitted to the asbestos project manager by the contractor within 10 days of completion of the project per IDPH Part 855.350 (d) (2).]
  - b. Copies of work site entry logbooks with information on worker and visitor access.
  - c. Copies of logbook pages documenting the type of respiratory protection in use on each shift, by work area, along with documentation of respirator maintenance and cartridge filter change schedules.
  - d. Copies of logbook pages documenting filter changes and daily maintenance checks performed on negative pressure ventilation units, HEPA vacuums and other engineering controls.
  - e. Results of air sampling data collected during the course of the abatement including OSHA compliance personal air monitoring results.
  - f. Progress reports including information on equipment malfunctions and any

anticipated changes to the project schedule, completion date or scope of work for the project.

5. **During the asbestos abatement activities, the contractor supervisor shall submit to the asbestos project manager on a daily basis, a copy of the recording manometer printout which accurately measures the differential pressure inside each enclosed (i.e.; full enclosure) work area. (Note: Manometer readings are not required for glovebag tents.) The asbestos project manager is required by IDPH regulations to compute and record daily averages of negative pressure based on hourly manometer readings for each asbestos abatement enclosure.**
6. The asbestos project manager shall submit to the asbestos abatement contractor in a timely manner copies of the following:
  - a. Results of pre-abatement air sampling including location of samples, name of the air sampling professional, equipment utilized and methods of analysis.
  - b. Written responses to any contractor requests for information concerning access, shutdown and protection requirements for HVAC, electrical equipment, or other equipment or systems in the work areas.
  - c. Written verification that the building owner has notified staff of the pending asbestos abatement project. This document must be submitted to IDPH along with the standardized notification form.
7. During abatement, the asbestos project manager shall submit to the asbestos abatement contractor results of the air sampling data collected during the course of the abatement. These sample results are for informational purposes only and they do not release the contractor from the responsibility to conduct personal air sampling for OSHA compliance purposes.
8. **The asbestos abatement contractor is responsible for obtaining appropriate subcontractor "waiver of lien rights" documents from all subcontractors.** These "waiver of lien rights" documents must be notarized and must be submitted before any partial or final payment can be made by the building owner or general contractor to the asbestos contractor. The landfill operator shall be considered a subcontractor under this contract. (See also Section IV – General Conditions.)
9. **The asbestos abatement contractor shall submit appropriate documentation to the District that shows that all labor rates paid under this contract are in compliance with applicable prevailing wage rates as set forth by the Illinois Department of Labor, and the asbestos abatement contractor and all subcontractors shall in all other respects comply with the *Prevailing Wage Act* in carrying out the work under the contract. (See also Section IV – General Conditions.)**

10. **The timely submittal of required documentation is an essential element of the contract. Failure of the contractor to submit required documentation can be grounds for the asbestos project manager to delay the start of work and/or grounds for the district to delay partial or final payment.**

**E. Site Security**

1. The regulated work area is to be restricted only to authorized, trained, licensed and protected personnel. These may include the asbestos abatement contractor's employees, owner representatives, state and local inspectors and any other designated individuals who are authorized to be on site and who have been approved by a physician to wear the required respiratory protection equipment.
2. Entry into the regulated work area by unauthorized individuals shall be reported immediately to the asbestos project manager by the contractor supervisor.
3. The asbestos abatement contractor shall be solely responsible for the secure storage of contractor's equipment and supplies on site and for the owner's property under the contractor's immediate care and control.
4. Barriers shall be erected by the asbestos abatement contractor where necessary to prevent possible access by building occupants to areas where asbestos project activities will occur. In lieu of separation barriers to prevent access to a work area, existing lockable doors can be used as long as the existing door locks are re-cylindrical such that only the contractor supervisor and/or asbestos project manager controls the access key(s).
5. Barriers erected to separate occupied areas of the building from secured areas, **and which will not serve as containment barriers**, shall be constructed of 1/2 inch minimum thickness plywood, gypsum board, or similar sheathing material with framing sufficient to properly support the barrier. If access through the barrier by abatement workers is required, then an entrance with a lockable door shall be installed in the barrier. The contractor supervisor shall maintain sole control of the access key. (Note: This type of barrier wall is not meant to be air-tight and does not have to extend from floor to ceiling. A space needs to be left between the top of the barrier wall and the ceiling to allow for sufficient make-up air to enter the secured areas. For this project, a barrier wall of this type is specified to control access to the decontamination facility. There is also a second type of air-tight barrier wall that is erected as part of the regulated work area containment. These barriers must have air-tight "Type A" construction. See Section IV, Paragraph D-5 for barrier walls which directly separate occupied areas from the regulated abatement work area.)

**F. Emergency Planning**

1. Emergency procedures shall be developed by the asbestos abatement contractor and his employees shall be trained in said procedures; including the posting of emergency phone numbers for ambulance, local hospital, and police or fire department response.

2. For a non-life-threatening situation; employees injured or otherwise incapacitated shall decontaminate following normal procedures with assistance from fellow workers, if necessary, before exiting the workplace to obtain proper medical treatment.
3. For a life-threatening injury or illness; worker decontamination shall take least priority after measures to stabilize the injured worker, remove him or her from the workplace, and secure proper medical treatment have been executed.
4. In the event of a total power failure, the contractor supervisor shall stop all abatement activities and seal any entrances to the containment air tight. Work can not resume until power and negative pressure conditions are fully restored.
5. The asbestos abatement contractor shall have at least one individual present on each work shift with training in CPR and first aid procedures.
6. The asbestos abatement contractor shall designate and maintain access to emergency egress points inside the enclosure or work areas and train workers in proper escape procedures in the event of an emergency. Emergency procedures training should occur prior to or at the start of each project. For fire safety reasons, the asbestos abatement contractor shall not use chains and locks to secure building fire exit doors. Emergency egress from the building in the event of a fire must be maintained. Building fire exit doors, which are designed to open only when exiting the building or stairwell, should not be made inoperable by the use of chains and locks as this could prevent escape in the event of a fire. As part of the emergency planning process for any project, the asbestos abatement contractor needs to determine what escape routes to the exterior of the building can be used by workers, make sure that doorways or barriers can be readily unlocked from the inside by the abatement workers, and designate a specific meeting place outside the building to facilitate accounting for all personnel in the event of an evacuation.
7. The asbestos abatement contractor shall maintain at least two ABC fire extinguishers on-site for each enclosure. The rating should be 4A, 60B, C to insure sufficient firefighting capacity. Workers shall be trained in use of the fire extinguisher and in proper fire emergency evacuation and response procedures for all projects.

**G. Pre-Construction Meeting**

1. The asbestos abatement contractor shall attend a pre-construction job meeting with representatives of the owner and the asbestos project management firm who will participate in the owner's testing/monitoring program. A date for the meeting will be set by the asbestos project management firm and the district administrative office representative. Contractor supervisory personnel who will provide on site direction of the asbestos abatement activities must also attend.
2. At this meeting the asbestos abatement contractor shall provide all the submittals as required in Section I, Part D. In addition, he shall be prepared to provide detailed

information concerning compliance with these specifications in respect to the following:

- a. Preparation of work areas including the placement of a primary seal and the prevention of fiber migration during initial preparation activities for dusty or contaminated locations.
- b. Personal protective equipment to be used including respirators, protective clothing.
- c. Employees who will participate in the project, including delineation of experience, training, and assigned responsibilities during the project.
- d. Decontamination procedures for personnel, work areas and equipment.
- e. Abatement methods and procedures to be utilized.
- f. Required air monitoring procedures.
- g. Procedures for handling and disposing of waste materials.
- h. Procedures for final decontamination and cleanup.
- i. A sequence of work and performance schedule.
- j. Site security and emergency procedures, including egress points for each work area.
- k. Protective measures to be taken in order to lockout and protect electrical and mechanical equipment, including fire detector and sprinkler systems, HVAC fan units, HVAC ductwork and HVAC supply or exhaust openings.
- l. If needed, the specific "No Odor" mastic remover product which has been selected for a small portion of this project and the procedures to be used in its application. (Not needed for this Job)
- m. Mastic removal will utilize mechanical grinding methods that collect the debris and utilizes HEPA filters. This method will only be utilized within a negative pressure enclosure and must maintain no visible emissions and less than the PEL by PCM air counts.

**SECTION II - MATERIALS, EQUIPMENT AND PATENTS:**

- A. The asbestos abatement contractor shall furnish all labor, materials and equipment necessary for the removal, encapsulation, and disposal of asbestos materials as follows:
1. Plastic (polyethylene) sheeting of 6 & 4 mil thickness shall be furnished and sized to minimize the frequency of joints.
  2. Glovebags, which are manufactured devices consisting of a glovebag (constructed of 6-mil transparent plastic), two inward projecting long sleeve rubber gloves, one inward projecting water access port, an internal tool pouch, and an attached label for asbestos waste.
  3. Tape capable of sealing joints of adjacent sheets of plastic, facilitating attachment of plastic sheets to finished or unfinished surfaces of dissimilar materials and adhering under both dry and wet conditions, including the use of amended water.
  4. Spray adhesive capable of providing additional sealing of joints and facilitating attachment of plastic sheeting to finished and unfinished surfaces where needed. Adhesive shall be capable of adhering under both dry and wet conditions, including the use of amended water.
  5. A surfactant (i.e. wetting agent) product used to produce amended water that is non-carcinogenic, nontoxic, and is not an eye, nose, or skin irritant.
  6. Hand operated garden sprayers used to apply the wetting agent to the asbestos containing materials as they are being removed.
  7. Airtight and watertight containers (i.e.; drums) shall be provided to receive and retain any sharp edged asbestos containing or asbestos contaminated materials for storage and transport until proper disposal occurs at the landfill site. The containers shall be labeled in accordance with applicable regulations per 29 CFR 1926.1101 (k).
  8. Plastic waste disposal bags that are 6-mil in thickness and marked with caution labels in accordance with applicable regulations per 29 CFR 1926.1101 (k).
  9. Where applicable, an encapsulant that forms a bridging seal over solid substrate surfaces, or when specified, an encapsulant that penetrates a fibrous substrate in order to prevent separation of the sealant from the asbestos containing material.
  10. A floor tile mastic remover which is a nonflammable product with a flash point above 140 degrees F and which is rated as "no odor". The selected product should also be relatively nontoxic and not contain known human carcinogens.
  11. Sufficient temporary lighting on ground fault interrupter protected circuits to allow work to proceed in a safe and efficient manner.

12. HEPA filter equipped vacuum cleaner devices for cleanup purposes and for use in placing glovebag tents under negative pressure.
  13. Ladders and/or moveable scaffolding in good condition to allow for safe access to elevated surfaces when needed. Ladders made of nonconducting materials, such as fiberglass, are preferred from a safety standpoint. **Design of manually propelled mobile scaffolds shall conform to the requirements that are listed in 29 CFR 1926.451 (e).**
  14. A recording manometer device which accurately measures negative pressure inside each fully enclosed work area.
  15. Wood framing products and ½ inch plywood sheathing for construction of barriers. All wood products shall be free of contamination before being brought on to the site.
- B. All materials subject to damage shall be stored off the ground, away from wet or damp surfaces, and under protective cover to prevent damage or contamination. Any replacement materials or components cleaned and removed from the work for salvage shall be stored outside of the work area until all of the asbestos abatement related activities are completed.
- C. Negative air pressure equipment shall comply with the requirements of ANSI Z 9.2 (1991) providing for 99.95% filtration efficiency for the entire system with HEPA filters achieving 99.97% filtration efficiency as measured against standard test particles.
- D. Negative air pressure systems shall be operated in general accordance with "Appendix J - Recommended Specifications and Operating Procedures for the Use of Negative Pressure Systems for Asbestos Abatement," Guidance for Controlling Friable Asbestos Containing Materials in Buildings, EPA Report Number 560/5-85-024 (1985).
- E. Contractor is solely responsible for providing for the legal use of any patent which may be necessary for proper performance of the work.

## SECTION III - EXECUTION

### A. Respiratory Protection & Other Personal Protection Equipment

1. All respiratory protection equipment shall be selected, maintained and used in conjunction with a written respiratory protection program per OSHA regulation, 29 CFR 1910.134. The asbestos abatement contractor shall maintain a copy of the written plan at the work site so that it is readily accessible to all employees. **The proper selection of respiratory protection equipment requires a work site specific evaluation by a competent person of the entire range of potential hazards to which employees may be exposed. An evaluation of personal air sampling data is also needed to determine that the level of respiratory protection selected is appropriate for the specific site conditions and that it meets the requirements of Table 1 of 29 CFR 1926.1101 (h).**
2. Workers shall be provided with personally issued and marked respiratory protection equipment approved by NIOSH that meets the requirements set forth in 42 CFR Part 84.
3. Workers shall not use any type of tight fitting facepiece respirator without having a documented fit test for this type of equipment.
4. Spectacle kits and lenses shall be provided for employees who normally wear eyeglasses for use with full facepiece respirators.
5. Appropriate respiratory protection shall be worn by all persons potentially exposed to asbestos from the initiation of the asbestos abatement project until all areas have passed final clearance air monitoring.
6. **Half facepiece respirators equipped with HEPA filters and tight fitting full facepieces are specified as the minimum level of respiratory protection for all full enclosure asbestos abatement work on this project. (Note: When chemical mastic remover products are in use, combination HEPA filter and organic vapor cartridges are required on this project to protect workers against exposure to both solvent vapors and asbestos fibers. The asbestos abatement contractor may substitute full facepiece cartridge respirators for the powered air purifying respirators when combination HEPA filter and organic vapor cartridges are not readily available for the PAPR's.)**

**(Note: An upgrade to Type C respiratory protection will be required on any asbestos abatement project where the results of personal air sampling indicate a need for a higher level of respiratory protection per the requirements of Table 1 of 29 CFR 1926.1101 (h).)**

7. When using Type "C" respirators, the compressed air system in use shall be designed to provide air volumes and pressures which meet respirator manufacturer specifications. Compressed air systems shall have a receiver of sufficient capacity to

allow escape of all respirator wearers from contaminated areas in the event of compressor failure or shutdown. Compressors shall have an in-line carbon dioxide monitor alarm as well as alarms to indicate compressor failure and overheating. The workers shall receive training relative to proper alarm response procedures when using these systems. Compressors shall be operated in full compliance with 29 Code of Federal Regulations Part 1910.134 (i). Breathing air shall at a minimum meet the requirement for Type 1 - Grade D Air as described in the ANSI/Compressed Gas Association Commodity Specification G-7.1-1989. The compressor air system shall also have in-line air purifying sorbent beds and filters to insure breathing air quality. Daily testing shall be performed to document that the compressed air system is providing high quality breathing air. A logbook shall be maintained by the asbestos abatement contractor documenting daily breathing air quality testing and the maintenance checks performed on the compressed air system. Air compressors shall not be located in any area where contaminated air or noticeable odors can enter the system.

8. The minimum acceptable level of respiratory protection for transfer of waste containers outside the enclosed work areas shall be half mask respirators equipped with HEPA filter cartridges.
9. Full body disposable coveralls shall be utilized by all asbestos abatement workers on this project. **When applying chemical mastic removers, workers shall wear disposable coveralls made out of coated material which is resistant to chemicals, such as polyethylene coated *Tyvek* or equivalent. (No solvent is needed on this job)**
10. **Impermeable gloves are required for all asbestos workers involved in the use of chemical mastic remover products. Skin contact with these products shall be avoided at all times.**
11. Non-conducting footwear, with sufficient tread on lower surfaces to minimize slips and falls, shall be utilized by workers involved in fully enclosed removal activities.
12. **All employees working above six feet in height must utilize personal fall arrest systems (i.e.; full body harness with lanyard) or be protected by standard guard rails.**

## **B. Initial Site Preparation**

1. Restrict entry into the work area by unauthorized persons by physically isolating the area. Any air-tight barriers, such as temporary walls or ceilings needed to completely enclose the regulated work area perimeter, shall be constructed in accordance with Section III, Paragraph D-5.

2. Post "Danger Asbestos" signs in accordance with OSHA 29 CFR 1926.1101 (k) (7) at any location and approaches to any location where airborne concentrations of asbestos may exceed ambient background levels. All external doorways or access points to regulated work areas need warning signs placed on their outside surfaces. Warning signs shall also be placed at the approach to any decontamination facility, and on each internal doorway or hatch which could allow access to the regulated work area. Signs shall be posted such that they can be easily noticed and read by an approaching individual, such that the individual has the opportunity to take the necessary protective measures before entering the work area. Where barrier walls are used to control access to the decontamination facility, warning signs shall be placed on the outside surfaces of the barrier walls.
3. Shutdown and lockout electric power to the enclosed work area and provide temporary power and lighting using installations which comply with the National Electrical Code. All power brought into an enclosed work area from outside shall be brought in through ground-fault circuit interrupter equipped sources. Electrical system preparation is to be handled by a licensed electrician. "Shutdown and lockout" means to switch off all electrical circuit breakers for circuits which run to or through the contained work area and to post a "*Danger - Circuit Being Worked On*" label on the equipment. Access to the room containing the electrical circuit breakers or to the electrical panel itself must be prevented by use of two separate lock mechanisms. One lock key is held by the contractor supervisor with the other lock key controlled by the asbestos project manager. No other personnel shall be allowed to have keyed access to the electrical power controls for the work area for the duration of the asbestos abatement project.
4. Shutdown, lockout and isolate HVAC equipment and restrict other sources of air movement to prevent asbestos fiber dispersal from the work area to other areas of the building. For HVAC equipment, "shutdown and lockout" shall have the same meaning as in Section III, Paragraph B-3 above.
5. Construct and begin utilization of a five stage worker decontamination unit consisting of a clean room, a shower room, and an equipment room separated from each other by airlock chambers. Construct a three stage wasteout chamber at the location shown on the attached floor plan drawing

**Note: Current Illinois Department of Public Health Part 855 Regulations require that the initial site preparation steps listed above under Paragraph B be completed in the exact order in which they are shown. For example, not shutting down and locking out electrical power at an early stage of the project is considered a violation of Part 855 requirements.**

**C. Glove-Bag Removal Method**

Glovebag procedures for repair or removal of asbestos pipe or pipe fitting insulation shall only be conducted inside a mini-containment or tent constructed of at least one layer of 6 mil polyethylene sheeting with airlock. A waiting period of six hours is required before the start of glovebag removal activities after the construction of the tent is completed. Negative air pressure inside this glovebag "tent" must be maintained by use of a HEPA filter equipped vacuum cleaner or another HEPA filter equipped air moving and filtration unit designed for this type of application. IDPH regulations require a minimum of two licensed asbestos abatement workers trained in glovebag procedures for each glovebag removal operation. (Note: Glovebag work may also be performed within a full enclosure which has been setup for the removal of other types of asbestos materials.)

1. Wrap duct tape around the insulation where the shoulders of the glovebag shall be attached. If the pipe insulation adjacent to the section which will be worked on is damaged, or if the pipe insulation terminates or contains a joint or elbow adjacent to the section to be worked on, then the adjacent insulation shall be wrapped with 6 mil polyethylene and sealed air tight using duct tape as needed.
2. Seal the bottom seam of the glovebag with duct tape or equivalent to prevent any leakage from the bag that may result from a defect in the bottom seam.
3. Insert all tools necessary to cut the insulation and to clean the underlying pipe surface, into the glovebag and attach the bag to the pipe.
4. Attach the bag by cutting to size and folding the open edges of the bag around the pipe and staple the two flaps together tightly. Fold this seam and seal with tape to form an airtight seal. Install bag so that it surrounds the area to be worked on and contains any asbestos fibers released during the removal process. An airtight seal must be maintained continuously during the removal process. Before starting removal, use a smoke tube to check the integrity of the glovebag seal by injecting smoke through the water access port, resealing the port and then gently squeezing the glovebag to check for leakage points.
5. Unseal the water access port and insert the nozzle of the portable garden sprayer and saturate the material to be removed with amended water.
6. Remove the insulation in sections as they were installed when possible, otherwise, the utility knife may be used to cut out the section which is then pried off. Continue to wet the asbestos insulation with amended water as it is being removed. The pipe substrate should now be brushed with sufficient force with a scraper or brush to remove all visible asbestos and then sprayed with amended water and wet wiped to ensure adequate cleaning. Removed asbestos containing materials inside the bag must be kept wet during the entire removal procedure. The tools and the enclosed atmosphere inside the bag must also be misted periodically with the amended water solution.

7. When removal is completed, the tools shall be placed in one of the glove inserts which is then pulled inside out. The inverted glove insert with tools is then twist sealed, taped and severed mid-seal. Remove the nozzle from the garden sprayer and insert the hose of the HEPA vacuum into the access port. The HEPA vacuum should then be turned on briefly to evacuate the air inside the glovebag.
8. Remove the vacuum hose and tape the access port with duct tape.
9. Twist the collapsed glovebag several times and tape the bag as close to the top as possible, making sure that all asbestos containing waste materials are kept safely at the bottom of the bag. The glovebag may then be cut away into a 6 mil polyethylene disposal bag which has been slipped around the glovebag while it is still attached to the pipe.
10. After the bag has been removed and the area is exposed, inspect the pipe surface for any residual fibers which may be still adhering. The surface should be free of any residual material. Gently wet wipe if necessary.
11. Any exposed ends of insulation, which can not be removed, must be adequately sealed to inhibit fiber release by a heavy grade encapsulant which is applied prior to glovebag removal.
12. Apply bridging encapsulant to the pipe surfaces by hand.
13. Each glovebag mini-containment or tent shall be cleaned using a HEPA vacuum and appropriate wet wiping methods after all glovebag removal is completed. The asbestos abatement contractor shall then wait at least 12 hours for the start of a second cleaning of each tent or mini-containment. After a final settling period of 12 hours, air sample clearance of the glovebag enclosure may begin.
13. For glovebag operations involving large numbers of tents, at least one clearance air sample per tent shall be collected and analyzed by Phase Contrast Microscopy (PCM). If the total amount of pipe insulation removed in all tents exceeds 260 linear feet, then the 5 tents with the highest air sample results by PCM shall be re-sampled by Transmission Electron Microscopy (TEM). In this situation, 5 outside air samples must also be collected at the same time for possible TEM analysis.
14. The three required quality control samples must also be prepared for a total of 13 possible TEM analyses per the Standard AHERA TEM Protocol . See Section III, Part F for clearance criteria.
15. Cleanup materials, polyethylene sheeting, disposable garments and respirator cartridges shall be disposed of as contaminated waste.
16. For remote decontamination facility work, the glovebag worker shall wear two disposable garments and shall HEPA vacuum and remove only the outer disposable

garment while still inside the glovebag tent airlock, then proceed immediately to the nearby remote decontamination facility and follow normal decontamination procedures. A remote decontamination facility shall be a five chamber unit constructed in accordance with Section 855 Regulations, Appendix A, Illustration D. A HEPA filter equipped negative air unit shall be connected to the remote decontamination facility equipment or "dirty" room and exhausted to the exterior of the building. If an existing worker decontamination facility attached to a contained work area is also being used as a remote decontamination facility for a glovebag operation, then access shall be provided by installation of an airlock chamber attached to the equipment or "dirty" room.

#### **D. Full Enclosure Removal Methods**

1. After completion of the Initial Site Preparation activities specified in Section III, Paragraphs B-1, 2, 3, 4, & 5; the contractor shall pre-clean fixed objects and specific equipment items which will remain in place inside the enclosure using HEPA filter vacuums and/or wet cleaning methods. The fixed objects shall then be wrapped with a primary seal consisting of a minimum of one layer of 6-mil polyethylene sheeting. **(Note: OSHA regulations for Class I work requires air-tight seals, consisting of two layers of 6-mil polyethylene sheeting, over all HVAC equipment, vents or ductwork inside the regulated work area.)**
2. Pre-cleaning methods which might cause dust to become airborne are prohibited. Asbestos containing building materials shall not be disturbed during precleaning. (Note: In work areas with badly damaged or deteriorated asbestos containing materials where obvious pre-existing contamination is present, it maybe necessary from a building safety standpoint to isolate the work area and place it under negative pressure before precleaning activities begin in order to prevent fiber migration caused by worker movement.)
3. In enclosure areas where friable asbestos containing building materials are present, then the abatement contractor shall pre-clean moveable objects using HEPA filter vacuums and/or wet methods as appropriate, and remove such objects from the work area to a temporary storage location. Maintenance employees or tenants should not be allowed to handle asbestos contaminated objects.
4. Using 6-mil polyethylene sheeting, the asbestos abatement contractor shall place primary seals over all windows, doorways, hallway lockers, HVAC equipment, ducts, vents, or radiators, and any other penetrations or openings inside the regulated work area. ( HVAC equipment, vents and radiators, and hallway lockers are to be covered with air-tight seals consisting of two layers of 6-mil polyethylene.) The contractor supervisor shall inspect the work area to make sure that all floor, wall or ceiling penetrations have been properly sealed. **Doorways and corridors which will not be used inside the enclosure and which could allow access to the work area, must be sealed with air-tight containment barriers as described below.** Fixed equipment

and other items, such as shelving, cabinets, sink counters, water fountains, etc.; which can not removed from the work area must also be covered with primary seals.

5. **Separation of Work Areas from Occupied Areas: Containment barriers constructed to enclose an asbestos abatement work area and directly separate it from any other portion of the building which might remain occupied, shall consist of 1/2 inch plywood, gypsum board or similar sheathing material with sufficient wood or metal framing to properly support the barrier. Framing shall be placed on the outside of the work enclosure barrier (i.e.; on the side of the barrier outside the enclosed work area). All seams and edges of the barrier shall be caulked and the work side of the barrier shall then be sealed with two layers of 6-mil polyethylene sheeting with staggered joints that are also sealed in place by tape. This type of air-tight barrier wall construction will be referred to as "Type A".**
6. The contractor shall place two layers of 4-mil polyethylene sheeting on all wall and under all ceiling surfaces and two layers of 6-mil polyethylene sheeting on all floor surfaces for projects which specify fully enclosed removal of asbestos containing building materials. **(Note: For obvious reasons, floor tile removal projects do not require placement of polyethylene sheeting over floor surfaces subject to abatement.)** The floor polyethylene shall be installed first and extend upwards on the bottom of the walls at least 12 inches. The wall polyethylene layers shall then be installed such that they overlap the floor polyethylene by at least 12 inches. The plastic sheeting shall also be sized to minimize seams. Seams shall be staggered and separated by a distance of at least six feet. **In finished spaces, the polyethylene sheeting shall be suspended in such a way that damage to finished surfaces is kept to a minimum.** Wires and fittings can be used to help suspend the ceiling polyethylene layers.
7. **In rooms where a drop ceiling is being demolished, or drop ceiling tiles are being removed to access hidden piping, two layers of polyethylene is not applied to the ceiling surface for obvious reasons. As the drop ceilings are being removed, the asbestos abatement contractor shall instruct workers to check for openings or penetrations along the upper walls or in the upper ceiling deck. Any openings discovered must be sealed immediately to maintain enclosure integrity.**
8. Maintenance of Negative Pressure Within Containment:
  - a. As soon as practical, HEPA filter equipped negative pressure ventilation equipment shall be installed and operated to **provide a minimum of one air change in the enclosed work area every 10 minutes. Exhaust duct openings made in the enclosure system to accommodate the negative air units shall be sealed air tight. The units shall be exhausted to the outside of the building and away from occupied areas at all times.** The negative air units must be operated 24 hours a day from the start of abatement until final air sample clearance is achieved. Daily inspections shall be conducted by the contractor

supervisor and the asbestos project manager to ensure that the negative air units are operating properly and that exhaust ducts are intact, free of tears and properly sealed to the negative air units. Both the asbestos project manager and contractor supervisor shall record the results of these daily inspections and any corrective actions taken in their project logbooks. Refer to the attached floor plan drawings for information on the minimum number of HEPA filter equipped 2,000 SCFM (or 1,000 SCFM) air moving units required for this project along with their placement and exhaust points. **Plywood inserts should be fastened in place at the point where the exhaust ducts exit the building in order to prevent tampering and to help secure the exhaust point openings.** (Note: A 2,000 SCFM rated unit operated on the low setting is equivalent to and may be substituted for a 1,000 SCFM unit.)

- b. **A negative air pressure differential of at least 0.02 inches of water column, relative to the outside ambient air, must be maintained at all times throughout the enclosed work area(s) during the asbestos abatement work to insure that no contaminated air migrates to areas outside the containment. The contractor shall provide a manometer with a readable tape printout which records the pressure differential inside each full enclosure during the entire duration of the project. This tape record must be turned over to the asbestos project manager on a daily basis. The asbestos project manager is required to calculate the average daily negative pressure for each enclosure based on hourly manometer readings. It is the responsibility of the asbestos abatement contractor to properly locate, calibrate, and maintain the recording manometer such that it accurately measures the pressure differential within the enclosure. Manometer readings below 0.02 inches of water shall result in a work stoppage for inspection and possible repair of barriers or negative pressure equipment.**
- c. Once a containment is completed and the negative air pressure units are in operation, a visual inspection for leaks, tears or separations in the enclosure will be conducted by the contractor supervisor and the asbestos project manager after a six hour waiting period. Repairs or reconstruction shall be initiated as needed. After a successful visual inspection, the asbestos project manager shall utilize smoke tubes to test the entire containment and decontamination system to insure negative pressure conditions. The asbestos project manager shall record the results of the smoke testing in the project logbook. A written release to proceed with abatement may be issued by the asbestos project manager to the asbestos abatement contractor after a successful smoke test has been completed.
- d. The asbestos project manager shall smoke test the entrances to containment at least twice per shift to document that negative pressure conditions are being maintained. The results of this testing shall be recorded in the project logbook. If the smoke testing fails to indicate that negative pressure conditions are being maintained, then the asbestos project manager shall immediately stop the work for inspection and possible repair of barriers or negative pressure equipment.

## 9. Maintenance of Containment and Decontamination Enclosure Systems:

- a. All barriers inside each work area, inside the worker and equipment decontamination facility systems, and at the partitions between work and occupied areas, shall be inspected by the contractor supervisor and asbestos project manager at least twice daily. The inspections shall occur before the start of each shift and at some point in the second half of each shift. The observations from these inspections shall be documented in project logbooks maintained by both the contractor supervisor and the asbestos project manager. Any damage to the containment shall be repaired immediately upon discovery.
- b. At any time during the abatement activities after barriers have been erected, if visible emissions are observed outside of the work area, or if damage occurs to barriers, work shall stop. Repairs shall be made to barriers, and any visible liquids or residues shall be cleaned up using HEPA vacuuming and wet mopping procedures prior to resuming any abatement activities.
- c. The contractor shall HEPA vacuum or wet clean the inside of the decontamination unit(s) at the end of each day or each work shift of active abatement activities.
- d. If air samples collected outside of any work area during asbestos abatement activities indicate airborne fiber concentrations greater than 0.01 f/cc as determined by phase contrast microscopy, then work shall immediately stop for inspection and possible repair of barriers or negative pressure equipment. It is the responsibility of the asbestos project manager to enforce this provision.**

Following a work stoppage, cleanup of surfaces outside of the work area using HEPA vacuums and wet cleaning techniques shall be performed if TEM re-analysis of air samples indicate that asbestos fiber migration outside containment has occurred. Subsequent air sample results below 0.01 f/cc will be achieved prior to any resumption of abatement activities.

## 10. Worker Entry/Exit Procedures:

- a. Any personnel (without exception) entering containment shall:
  - Sign the entry log and project sign-off sheet after being instructed on personal protection requirements, emergency procedures and regulatory requirements.
  - Remove street clothing in the change (clean) room and put on disposable clothing and the required respirator before proceeding into the abatement area.
  - Before leaving the work area, all personnel shall remove gross contamination from respirators, disposable coveralls, and from the bottom of foot covers or boots by brushing and/or wet cleaning techniques.
  - Remove the disposable coveralls and footwear in the dirty room before entering the shower. Still wearing the respirator facepiece, the

individual shall proceed into the shower and clean the outside surface of the facepiece, then remove the respirator facepiece, and proceed with a full body shower using soap or shampoo.

- After showering, personnel shall proceed to the change (clean) room and don clean disposable clothing if going back into the work area, or street clothes if leaving the site.
- b. Disposable clothing removed in the dirty room shall be placed into a properly labeled container for disposal.
- c. Workers shall not eat, drink, smoke, chew gum or tobacco in or near the work area. **Smoking is prohibited anywhere inside the building on this project.**
- d. The contractor shall provide a respirator and disposable coveralls, head cover and footwear for all representatives of the owner and for any federal, state or local government inspectors who wish to enter the abatement work area **and who are qualified medically to wear the required respiratory protection equipment.**

## 11. Removal and Cleanup Procedures:

- a. All asbestos containing building materials shall be wetted with an amended water solution using equipment capable of providing a fine spray mist in order to reduce fiber release when the material is disturbed. The material shall be saturated to the substrate whenever possible. All removed material shall be kept wet enough to prevent fiber release until containerized for disposal; however, excessive water shall not be allowed to accumulate in the work area. High humidity in the work area shall be maintained by misting or spraying to assist in fiber settling and to reduce airborne fiber concentrations.
- b. Saturated asbestos containing building materials shall be removed and placed into containers before moving to a new work location. Surrounding areas shall be periodically sprayed and maintained in a wet condition until all visible asbestos material is cleaned up.
- c. Whenever possible, workers shall start the removal of asbestos containing building materials nearest to the intakes of the negative air ventilation equipment and then proceed with removal in a direction which moves away from the ventilation units. This procedure has a tendency to move airborne fibers away from the workers towards the ventilation units and can reduce the potential for worker exposure.
- d. Material removed from building structures or components shall not be dropped or thrown to the floor. Material shall be removed as intact sections or components whenever possible and carefully lowered to the floor. For materials located at elevated levels above the floor, it may be necessary to use scaffolding to allow materials to be placed into containers which are then carefully lowered to floor

level by mechanical means.

- e. Disposal containers (6-mil polyethylene bags and/or drums) shall be sealed when full. Asbestos containing building materials shall be double bagged inside the work area except as specified in Paragraphs (f) and (g) below. The bags shall not be overfilled. The bags shall be sealed to prevent accidental opening and leakage by tying the tops in an overhand knot or by taping in goose neck fashion. Bags shall not be sealed with wire or cord. Decontaminate the exterior surface of each bag by wet cleaning before placement into another clean 6-mil bag or container for removal from the work area.
- f. Large components shall be wrapped in 2 layers of 6-mil polyethylene sheeting and secured with tape for transport to the landfill. Proper warning labels must be attached.
- g. **Asbestos-containing waste materials with sharp-edged components (i.e., nails, screws, metal or wood lath used in some plaster partitions, metal pan drop ceiling components, floor tiles, wood floor platform debris, etc.) which may tear the polyethylene bags or sheeting shall first be placed into bags and then the bagged waste shall be put into fiber drums for transport and disposal.**
- h. **For asbestos floor tile removal projects, remove the floor tiles in such a way as to minimize breakage. When carpeting or vinyl sheeting has been laid over asbestos floor tiles, then both the carpeting or vinyl sheeting and the floor tiles shall be treated as an asbestos containing material, which must be wetted and containerized as described above.**
- i. When applying chemical mastic removers, care must be exercised to avoid seepage of the chemical products into floor penetrations or under walls or into adjacent carpeting. Abatement workers shall be instructed to apply mastic remover in small amounts by hand near floor penetrations, floor cracks or along wall or primary seal perimeters. Mastic remover liquid shall also never be poured on to wood subfloor surfaces. (No Solvent will be used on this job.)
- j. **When using mechanical grinding methods workers must maintain low air count by enforcing good work practices and misting the air with water and increasing negative air movement. Electrical power brought into the work area shall be provided on ground fault interrupter protected circuits only.**
- k. After completion of all asbestos removal and containerization of all waste materials, all surfaces from which asbestos has been removed must be cleaned by use of a sponge or other wet cleaning methods such that all visible residue has been removed.

1. All other surfaces within the work areas, including plastic coverings on the walls and other surfaces, shall be cleaned to remove all visible residue (i.e.; wet wiped and HEPA vacuumed). Any mops, sponges or rags used for wet wiping shall be cleaned or changed regularly to avoid simply spreading fiber contamination on surfaces rather than effectively removing it. All polyethylene seals shall remain in place after this first cleaning of the regulated area. The negative pressure ventilation units shall remain in continuous operation. The decontamination enclosure system shall remain in place and continue to be utilized. After the first cleaning of a work area, wait at least 12 hours to allow fibers or dust to settle and then remove the first layer of polyethylene and bag for disposal. The second layer of polyethylene sheeting and all other objects or surfaces shall then be cleaned again using HEPA vacuum and wet cleaning techniques followed by another 12 hour waiting period. Following the second waiting period, the second layer of polyethylene sheeting shall be removed and placed into disposal bags. Primary seals on all HVAC system equipment, ductwork, vents and over all lockers and doorways and all other openings, including the room ceilings, shall remain in place. All objects and surfaces in the work area are then cleaned for a third time using HEPA vacuum and wet cleaning techniques followed by a final 12 hour waiting period. After the final waiting period, the contractor supervisor shall inspect the enclosure area for any visible residue. If any residue is observed, then the residue will be assumed to be asbestos and a fourth cleaning and waiting period will be initiated. If no residues are observed, then the asbestos abatement contractor shall notify the asbestos project manager that the enclosure is ready for final visual inspection and air sample clearance (See Section III, Part G).
- m. No encapsulating can be performed on substrate surfaces until the asbestos project manager determines that no visible asbestos residues exist on these surfaces. A waiting period will occur after any required encapsulation, prior to the start of clearance air monitoring. (Note: The asbestos abatement contractor is instructed not to encapsulate concrete floor surfaces after mastic removal unless the School District representative approves the use of encapsulant on the floor surface. Encapsulation can interfere with the reinstallation of some types of new floor coverings.)

#### **E. Heat Gun Removal Method (Not being utilized on this project)**

Heat gun removal is only appropriate for relatively small, isolated areas which are not easily included in a full enclosure work area. This method should generally not be used in rooms or areas that significantly exceed 160 SF in size. When heat gun removal is specified, it shall conform to the following specifications.

1. For each heat gun removal work, the asbestos abatement contractor shall setup a regulated work area and physically restrict access to the location. Warning signs shall be posted at the approach to each work area. HVAC equipment located in or serving

the heat gun work area shall be shutdown and locked out. Air-tight primary seals shall be placed over any HVAC vent openings or equipment in the heat gun removal work area. Polyethylene splash guards shall also be placed over lower wall surfaces and over any other fixed items along the lower walls, such as cabinets, which can not be temporarily removed from the regulated work area. A single 1,000 SCFM air filtration unit shall be setup in each heat gun removal area and exhausted to the nearest openable window. Plywood inserts shall be installed at the window exhaust points to secure the opening. The 1,000 SCFM unit shall be used to provide negative pressure and ventilation during the entire heat gun and chemical mastic removal process.

2. If a remote decontamination facility is not available, then a decon chamber shall be attached to the entrance of the heat gun removal area.
3. Electrical power brought into the work area shall be provided on ground fault interrupter protected circuits only.
4. Tiles are to be removed intact with the heat gun device. The underlying mastics would be removed in each location using a nonflammable chemical product. Workers performing this activity shall utilize half mask respirators with combination HEPA filter/organic vapor cartridges. Workers shall also be protected against skin contact from chemical mastic remover products by wearing chemical resistant coveralls and impermeable gloves. Chemical splash goggles also should be utilized for eye protection, unless full facepiece respirators are in use.
5. Following all removal and cleanup activities, the asbestos abatement contractor supervisor shall inform the asbestos project manager that the work area is ready for a visual clearance inspection. If the asbestos project manager determines that residues remain in the work area, then the asbestos abatement contractor shall instruct workers to reclean the work area and perform spot mastic residue removal where needed.

## **F. Air Quality Monitoring**

1. The contractor shall be responsible for monitoring the personal exposure of his employees to asbestos fibers as required by OSHA 29 CFR 1926.1101. Personal air sampling data is necessary to determine if the level of respiratory protection in use is appropriate for the site specific conditions per Table 1 of 29 CFR 1926.1101 (h).
2. The owner's asbestos project manager/air sampling professional shall conduct background air sampling inside the building prior to the start of any abatement activities in order to determine the existing concentrations of airborne fibers inside the building.
3. **The owner's asbestos project manager/air sampling professional will assume the responsibility for area air sample monitoring during all phases of the removal process to prevent contamination of the building.** Area air sampling will be conducted using the PCM Method both inside and outside the enclosure and at the

discharge points of the negative pressure ventilation units. At a minimum, IDPH requires at least two area samples inside each full enclosure work area, two air samples outside each full enclosure work area, and an air sample at each negative air pressure ventilation unit exhaust point to be collected daily. **The asbestos project manager shall have the authority and the responsibility to cease removal activities when the ambient level of airborne fibers outside any asbestos abatement work area exceeds 0.01 fibers per cubic centimeter of air (f/cc). Work may not commence again until such time as control measures can be instituted to reduce the airborne level to 0.01 f/cc or less and any potential contaminated area is cleaned using HEPA vacuum equipment and/or wet cleaning methods. (Note: If re-analysis of an air sample by the TEM Method confirms that asbestos fiber migration has occurred outside containment, then cleaning of areas outside of containment will be required at the sole cost and expense of the abatement contractor.)**

**If the asbestos project manager suspects that a nonasbestos dust source unrelated to the asbestos abatement work has caused an elevated air sample result outside containment, then the asbestos project manager shall document this opinion in the project log and have at least one elevated outside air sample reanalyzed by TEM in order to document that nonasbestos fibers are causing the elevated fiber counts.**

- 4. Air sample results must be available within 24 hours as required by IDPH regulations to allow for prompt corrective action to be taken in the event fiber migration is detected.**
5. During a glovebag mini-containment or tent operation, the asbestos project manager/air sampling professional shall collect on a per shift basis at least one area air sample within the contained work area, at least one area air sample outside the designated work area, and one air sample at the exhaust point of the negative pressure ventilation equipment which is attached directly to the tent or mini-containment and/or is attached to the remote decontamination facility equipment room, if applicable..
6. Upon completion of all removal and cleanup activities, the asbestos project manager/air sampling professional will conduct aggressive clearance air monitoring inside the asbestos abatement work areas to ensure that the enclosure has been properly decontaminated.

### **G. Clearance Sampling**

1. Following the completion of cleanup procedures, the asbestos abatement contractor shall notify the asbestos project manager that the work areas are ready for a final visual inspection.

2. The asbestos project manager shall conduct a thorough visual inspection of each work area. If any visible settled dust, visible debris or visible residues are discovered, then the entire area shall be recleaned again using HEPA vacuums and/or wet wiping along with spot mastic or adhesive residue removal as needed. If the work area is found to be visually clean, then the asbestos project manager may arrange for a licensed air sampling professional to conduct clearance air monitoring.
3. Sampling shall not be conducted while any visible pools of water, condensation or liquid encapsulant remain; or prior to 12 hours after the final wet cleaning was completed.
4. Clearance air sampling on this project shall be conducted using sampling pumps calibrated at a flow rate and using collection media and procedures in accordance with the U.S. EPA AHERA Regulations Transmission Electron Microscopy (TEM) Protocol utilizing Level Two TEM analytical methods and procedures. Under this Protocol, 5 clearance air samples are collected inside the enclosure, 5 clearance air samples are collected outside the enclosure, and 3 additional samples are submitted to the laboratory as blanks. If the five (5) air samples from inside the enclosure average less than 70 asbestos structures per square millimeter on the filters then the enclosure has achieved clearance. If not, then the outside five (5) air samples are analyzed and a statistical comparison test is performed on the results of the inside versus the outside samples. If the average fiber concentration inside the work area is not statistically larger (95 percent confidence) than the average results for the outside air samples, then clearance has been achieved. **Release of the work site containment on this project shall be based on the above Standard AHERA TEM Protocol. The cost of any additional sets of TEM clearance air samples above and beyond this standard protocol shall be the responsibility of the asbestos abatement contractor.**
5. Clearance air monitoring shall always be aggressive in nature as follows. Before sampling begins, the exhaust from a one horsepower leaf blower shall be directed at all walls, ceilings, floors, ledges and other room surfaces. The leaf blower shall be used at least 5 minutes for every 1,000 square feet of enclosure floor surface. During sampling, 20 inch oscillating fans shall be operated continuously during the sampling period on the lowest speed setting. The fans shall be placed in the center of the room or work area and direct air flow towards the ceiling. At least one fan shall be used for every 10,000 cubic feet of enclosed space.
6. When using the PCM Method for clearance air monitoring in lieu of the TEM Protocol. A minimum of two PCM samples shall be taken for work areas up to 1,000 square feet. A minimum of five samples shall be taken for areas larger than 1,000 square feet up to 50,000 square feet. When using PCM for final clearance air sampling, the NIOSH 7400 Method shall be followed for sampling and analysis. Air volumes shall be sufficient to provide statistically reliable results at asbestos fiber levels less than or equal to concentrations in the air outside the enclosure. A clearance criteria of less than 0.01 fibers per cubic centimeter of air (f/cc) for all air samples taken shall be utilized for the final clearance criteria when utilizing the PCM Protocol.

7. Following the satisfactory completion of all clearance air sample monitoring, the remaining polyethylene seals and barriers may be removed and properly disposed of. A final visual inspection by the asbestos project manager shall insure that no visible dust or residues remain in the work area. Unsatisfactory conditions shall require additional cleaning activity.
8. **All areas shall be checked for damage by the contractor and the building owner or the owner's designated representative following the completion of all asbestos abatement activities and successful air sample clearance. Damaged surfaces, equipment or fixtures shall be restored to their preconstruction condition at the sole cost and expense of the asbestos abatement contractor.**

#### H. Disposal Procedures

1. All asbestos debris removed from the work area must be wetted, that is, saturated with amended water, collected and placed into appropriate disposal bags and/or containers as specified in Section III Paragraphs D-11 (e), (f), (g) & (h). Non-asbestos debris, equipment or materials removed from the work areas during the precleaning stage shall be wet wiped and/or HEPA vacuumed to prohibit migration of fibers or treated as asbestos debris and handled as above.
2. All asbestos waste must be removed from the building by the end of each work shift and transported to the prearranged disposal site. Asbestos waste can not be stored inside the work area. At the contractor's discretion, containerized waste may be temporarily stored at the abatement site inside a locked metal dumpster or inside a truck's fully enclosed and locked metal cargo bay. If a truck is utilized, then the cargo area must be lined with polyethylene sheeting. If drums are loaded on to a truck, then they must be placed on level surfaces and packed tightly together to prevent tipping or shifting.
3. When possible the waste out and equipment decontamination unit should terminate to the exterior of the building. The exit from the waste out and equipment decontamination unit must be secured by a lockable door to prevent unauthorized entry. When the waste out and equipment decontamination unit can not terminate to the exterior of the building, then the waste materials and equipment inside sealed bags or containers shall be transported from the work area, through the building, in sealed carts which are lined with one layer of 6-mil polyethylene sheeting. When transporting waste containers in sealed carts through the building, the waste out route taken must be temporarily secured by the asbestos abatement contractor such that no building occupants can enter the area of the building being used for this purpose. The route can be secured by temporarily placing chain locks on doors which could allow access to the area during the waste out process, or by erecting barriers as described in Section I, Paragraph E-5. (Note: Use of chain locks on building fire exit doors is generally prohibited by fire department regulations.)

4. Proper labeling of asbestos waste bags/containers requires the generator's name and address in addition to the standard hazard warning for asbestos.
5. Copies of all dump receipts, trip tickets, transportation manifests and/or any other documentation of disposal shall be delivered promptly to the asbestos project manager for transfer to the building owner's permanent records. A record keeping format utilizing a chain-of-custody form shall include the names and addresses of the building owner, contractor, transporter, pickup site, disposal site, the estimated quantity of asbestos waste and the type and number of waste containers used. The forms shall be signed by the contractor, transporter and disposal site operator, as the material changes custody. If any additional transporter is employed, his name, address, telephone number and signature shall also appear on the form.
6. Temporary waste storage at an intermediate site other than the abatement project location is not permitted. Asbestos containing waste materials shall be transported directly to an approved landfill for disposal.
7. No waste containers, even though they are clean on the outside and sealed, shall be left exposed, stored, etc., in any location either inside or outside the regulated work area and/or the building. At the direction of the building owner or asbestos project manager, the contractor shall, at any time, be required to remove the existing accumulated waste containers to the approved disposal site off of the building owner's property.
8. Care shall be taken at all times to prevent opportunities for contamination of the building as waste is transported from the regulated work area to the hauling vehicle. The following steps shall be taken:
  - a. All waste materials shall be placed in clean sealed containers such as drums or polyethylene bags. If 6-mil plastic bags are used, then each bag shall be placed inside a second bag and properly sealed before being removed from the work area. **Drums shall be used to contain bags of waste materials that include debris with sharp edges, such as floor tiles, wood or metal components.** All sealed drums and double bagged waste shall be free of contamination on their exterior surfaces before being removed from the regulated work area.
  - b. Bags and/or drums removed from the work area shall be transported through the building inside sealed carts which are free of contamination both inside and outside and which are cleaned as necessary to remain uncontaminated.
  - c. The asbestos abatement contractor shall not allow bags or other containers of waste material to be dropped or thrown at any time.
9. At the landfill., the abatement contractor shall inspect the asbestos waste containers during off loading at the disposal site. Material in damaged containers shall be

immediately repacked in empty drums or bags. Waste containers shall never be thrown to the ground during off loading. Following removal of all waste containers, the truck cargo area shall be decontaminated using a HEPA vacuum and/or wet methods. The polyethylene sheeting lining the cargo bay of the truck shall then be removed and placed into bags for immediate disposal.

10. Workers off loading containers at the disposal site shall wear full body disposable coveralls and a minimum of half mask respirators equipped with HEPA filter cartridges.

**SECTION IV – GENERAL CONDITIONS**

**A. GENERAL REQUIREMENTS**

1. The Scope of Work for the project is described in detail in Section I, Parts A & B of the Asbestos Project Work Plan.
2. The Contractor shall give the Owner written notice of agreement to the project schedule as part of the bid submittal
3. Timeline: All abatement work on this project must take place in the previously mentioned time frame. This includes final testing, compliance and any required certification through all authorities and agencies regulating this type of work. No exceptions. Substantial completion is considered to be the point at which the project location can be opened for public use or the point at which the project location is open for unrestricted access by the parish prior to demolition work activities.

3.1 Summary of Work

- 3.1.1 The Scope of Work under the Contract shall consist of those items designated in the drawings and as specified in the Agreement between Owner and Contractor as defined in the Asbestos Project Work Plan.
- 3.1.2 It is the intention of these specifications to supply the Contractor with the basic information necessary for the submittal of a complete Bid Proposal.
- 3.1.3 Specifications may make reference to specific product model numbers by specific manufacturers or they may make reference to specific performance requirements. The specifications used throughout these documents are absolute minimum requirements and under no circumstances will proposals be accepted which do not meet these absolute minimum requirements.

4.1 Project Meetings

- 4.1.1 Prior to the execution of the Agreement between Owner and Contractor, a meeting will be scheduled in order that the Owner and Contractor may discuss any requirements of the Contract Documents which may need clarification, and to discuss the construction Schedule and impacts on building operations.
- 4.1.2 Various other meetings may be scheduled by the Owner throughout the duration of the Contract in order to discuss or to point out certain aspects of the work under the Contract.

## 5.1 Submittals and Substitutions

- 5.1.1 Unit Prices shall be submitted to the Owner upon request and prior to execution of the Agreement and shall include all materials and labor necessary for the work to which that Unit Price applies. These Unit Prices shall be used as a basis for adjusting the contract sum by Change Order in the event that additional work is required. In the event that the Contractor fails to include Unit Prices, fails to submit Unit Prices or fails to submit a Unit Price list before execution of the Contract, the Owner shall adjust the contract sum by Change Order in the amount he deems necessary for the materials and labor supplied by the Contractor for that additional work.
- 5.1.2 Timing of Submittals shall be made far enough in advance for Owner's review and approval and as necessary to comply with regulatory agency requirements.
- 5.1.3 Delays which occur as a result of tardiness in receipt of materials will not be an acceptable basis for extension of the Contract completion date.
- 5.1.4 Owner's review shall not constitute a complete check but shall endeavor to guard the Owner against errors and omissions in the work under the Contract. It shall in no way relieve the Contractor of his responsibilities under the Contract.

## 6.1 Protection of Existing Facilities

- 6.1.1 Responsibility for Injury, Damage or Death as a result of disruption of existing utilities shall be the Contractor's. He shall have adequate insurance coverage as specified in the Agreement between Owner and Contractor, and he shall replace or repair utilities at his own expense if disruption occurs.
- 6.1.2 Existing Facilities shall not be disturbed in any way during work under the Contract except as specified in these Contract Documents. It shall be the responsibility of the Contractor to replace or repair any damage which may accidentally occur at his own expense. All repairs and/or replacement shall occur before final acceptance.
- 6.1.3 Existing Landscaping, including pavement, trees, shrubs, lawns, etc. shall be adequately protected by the Contractor so as to avoid destruction or damage to them as a result of operations under this Contract. Pavement, trees or shrubs damaged or destroyed by negligence of the Contractor or any of his employees or subcontractors shall be replaced at Contractor's expense. Replacement stock shall be of similar size and age, shall be planted during the proper season and shall be subject to the approval of the Owner.

## 7.1 Measurement

- 7.1.1 Quantities provided in the Contract Documents are estimates only. Contractor shall verify all quantities and measurements prior to submitting a Bid proposal.

## 8.1 Cleaning & Final Inspection

- 8.1.1 Promptly remove all spilled liquids from the property.
- 8.1.2 All cleaning of the work areas required by the Asbestos Project Work Plan shall occur prior to a final inspection by the Owner. The Contractor shall perform all necessary repairs so as to put the work area and surroundings in a neat, finished condition which is ready for final acceptance and for the use intended.
- 8.1.3 A final inspection of the work shall be performed by the Owner. The Contractor shall give at least 24 hours notice before final inspection is to occur. The finished work shall comply with all of the requirements of these Contract Documents and the facilities shall be ready for the Owner to use in the manner in which it was intended.
- 8.1.4 A Punch List shall be prepared by the Owner in order that the Contractor is made aware of any items which do not comply with the Contract Documents. All of the items designated on the Punch List shall be remedied prior to final payment.

## 9.1 Final Payment

- 9.1.1 Final payment shall be made only after the following items have been completed by the Owner or the Contractor:
  - 1) Contractor has completed all work in accordance with the Contract Documents.
  - 2) Final inspection Punch List items have been remedied to the satisfaction of the Owner.
  - 3) Contractor shall submit to the Owner a request for payment (AIA Form shall be utilized) and all of the required items shall be completed on the Form including: a) Waivers of Lien, b) Affidavits, c) any other requirements which the Owner may request. The Contractor shall submit completed forms and other requirements to the Owner at least ten (10) days prior to a regularly scheduled meeting of the district.
  - 4) The District shall approve payment to the Contractor at one of their regular scheduled meetings.
  - 5) All payments shall be subject to the District's review and approval. Contractor shall submit payment requests to Owner with sufficient time to complete review.
  - 6) Waivers of Lien submitted by the Contractor to the Owner using Chicago Title and Trust Form No. 1722 (Revised 3/76).
  - 7) Notarization of all documents as required by the Owner.

10.1 Applicable Standards

10.1.1 Where applicable, all work under this contact shall be installed in strict compliance with the building code for the City of Wood Dale, Illinois, whether or not the requirements stated therein have been mentioned specifically in the Contract Documents. The code which the Contractor is to follow shall be:

The BOCA Building Code (most current edition)  
Building Officials & Code Administrator's International, Inc.  
17926 South Halsted Street  
Homewood, Illinois 60430

A copy of this building code shall be kept on-site by the Contractor and he shall refer to the code regarding all types of construction under this contract. The Contractor shall bring any non-compliance to the attention of the Owner. No additional compensation shall be given to the Contractor for work which is changed under this contract in order to comply with the building code.

10.1.2 Throughout the Contract Documents, reference is made to codes and standards which apply to the project work. Where materials or workmanship are required by these Contract Documents to meet or exceed the specifically named code or standard, it is the Contractor's responsibility to provide materials and workmanship which meet or exceed the specifically named code or standard.

10.1.3 It is also the Contractor's responsibility, when so required by the Contract Documents or by written request from the Architect or Owner's representative, to deliver to the Architect or Owner's representative all required proof that the materials or workmanship, or both, meet or exceed the requirements of the specifically named code or standard. Such proof shall be in the form requested in writing by the Architect or Owner's representative and generally will be required to be copies of a certified report of tests conducted by a testing agency approved for that purpose by the Architect or Owner's representative.

10.1.4 Familiarity with pertinent codes and standards: In performing the work or in procuring all items used in this work, it is the Contractor's responsibility to verify the detailed requirements of the specifically named codes and standards and to verify that the performance of the work or the items procured for use in this work meet or exceed the specified requirements.

11.1 Quality Assurance

11.1.1 Rejection of non-complying items: The Architect or Owner's representative reserves the right to reject work procedures or items incorporated into the work which fail to meet the specified minimum requirements.

11.1.2 Applicable standards listed in these specifications include those listed in Section I, Part C of the Asbestos Project Specifications and may also include the standards promulgated by the following agencies and organizations:

ANSI American National Standards Institute (successor to USASI and ASA) 1430 Broadway, New York, NY 10018

ASTM American Society for Testing and Materials, 1916 Race Street, Philadelphia, Pennsylvania 19103

UL Underwriters' Laboratories, Inc. 207 East Ohio Street, Chicago, IL 60611

**SECTION V – BID DOCUMENTS**

ABATEMENT CONTRACTOR QUOTATION FORM  
 SUMMER 2026  
 ASBESTOS ABATEMENT REMOVAL WORK  
 AT  
 WOOD DALE SCHOOL DISTRICT #7  
**OAK BROOK SCHOOL**  
 170 S. WOOD DALE ROAD  
 WOOD DALE, ILLINOIS 60191  
 &  
**WOOD DALE JUNIOR HIGH SCHOOL**  
 655 WOOD DALE ROAD  
 WOOD DALE, ILLINOIS 60191

Submitted By:

\_\_\_\_\_ Date \_\_\_\_\_  
 Name of Bidder (Company)

Address \_\_\_\_\_

To: **Wood Dale School District #7**  
**543 N. WOOD DALE ROAD**  
**WOOD DALE, ILLINOIS 60191**

**Attention: Mr. Gus Gonzalez**

We, the undersigned bidder, having familiarized ourselves with the work sites, the local conditions affecting the cost of the project, for the asbestos abatement work on this project do hereby propose to provide and furnish all labor, materials, tools, equipment, utilities and transportation services, waste disposal, use of patents, insurance, supervision, and all other services and facilities necessary to complete all work designated, for the sum of money enumerated, the said amounts constituting the Base Bid and Alternates, if any .

Completion Time:

If awarded the contract, the undersigned agrees to complete all work in accordance with the time schedules set forth by the School District. All work is to be completed between June 8<sup>th</sup> and June 18<sup>th</sup>, 2026. Working hours will be 6:30 am to 3:00pm. If working longer hours or 2 shifts a schedule needs to be set for the District.

## Bid Dates:

All bids are due no later than Tuesday, January 27, 2026 at 1:00pm at the District Office. At this time the bids will be opened at the public bid opening at the District Office. There will be a mandatory pre-bid meeting and walk thru on January 20, 2026 at 3:30pm at Oak Brook School Office.

## Bids Amounts:

All prices quoted represent the entire cost of the Base Bid and/or Alternate project work in accordance with the bidding documents and we acknowledge that no subsequent claim will be recognized for any increase in wage scales, material prices, or any other rates affecting the construction industry and/or this project.

## Scope of Work:

### **Oak Brook Elementary School:**

This work plan covers the 2026 full containment gross removal of 340 linear feet of air cell pipe insulation above 3,070 sf. of 2'x2' **Non-asbestos** Sound Insulating Ceiling tiles with fiberglass that will also need to be removed as asbestos. **The contractor shall leave in light fixtures and ceiling grid.**

### **Wood Dale Junior High School:**

This work plan covers the 2026 Tented glovebag removal of <50 fittings within 4-6 tents, Boys and Girls Locker rooms (10 fittings each), South utility room and restrooms (15 Fittings)(3 Rooms combined to one tent) and one in the southwest hallway(One fitting).

**Bid Bond/performance Bonds:**

**The cost of the Bid Bond for 10% of the Base Bid is to be included in the base bid.**

The undersigned bidder agrees to perform all of the asbestos abatement related work In accordance with IDPH, EPA, OSHA & DuPage County regulations for Gross removal for the following price:

**1A. Base Bid Oak Brook School:**

For the Summer 2026 Asbestos Abatement Operations.  
Gross removal of 340 Linear feet of air cell pipe insulation and removal of 3070 sf non-asbestos Ceiling system:

\_\_\_\_\_ Dollars(\$ \_\_\_\_\_)

**1B. For the cost of providing a Performance bond for the base bid work:**

\_\_\_\_\_ Dollars(\$ \_\_\_\_\_)

**1C. Unit price for additional 50 linear feet piping if found within the containment.**

\_\_\_\_\_ Dollars(\$ \_\_\_\_\_)

**2A. Base Bid Wood Dale Junior High School:**

For the Summer 2026 Asbestos Abatement Operations.  
Tented Glovebag removal of <50 fittings within 4-6 tents:

\_\_\_\_\_ Dollars(\$ \_\_\_\_\_)

**2B. For the cost of providing a Performance bond for the base bid work:**

\_\_\_\_\_ Dollars(\$ \_\_\_\_\_)

**2C. Unit price for additional 5 fittings found within the containment.**

\_\_\_\_\_ Dollars(\$ \_\_\_\_\_)

**2D. Unit price for additional TENT.**

\_\_\_\_\_ Dollars(\$ \_\_\_\_\_)

**Contracting Firm:** \_\_\_\_\_

**In submitting this proposal, it is hereby understood that the owner reserves the unrestricted privilege of rejecting any or all bid quotations or parts of any quotations, and the owner reserves the unrestricted right to cancel this project, or any part thereof, at any time. The owner has the right to accept the low bidder for each school.**

**In submitting this proposal, it is further understood that the asbestos abatement contractor knows the DuPage County, IDPH and EPA regulations pertaining to gross removal.**

**SUBMITTED BY:**

FIRM NAME: \_\_\_\_\_

BY: \_\_\_\_\_

TITLE: \_\_\_\_\_

E-MAIL: \_\_\_\_\_

DATE: \_\_\_\_\_

State whether a Corporation ( )  
Partnership ( )  
Sole Proprietorship ( )

WITNESS: \_\_\_\_\_

DATE: \_\_\_\_\_

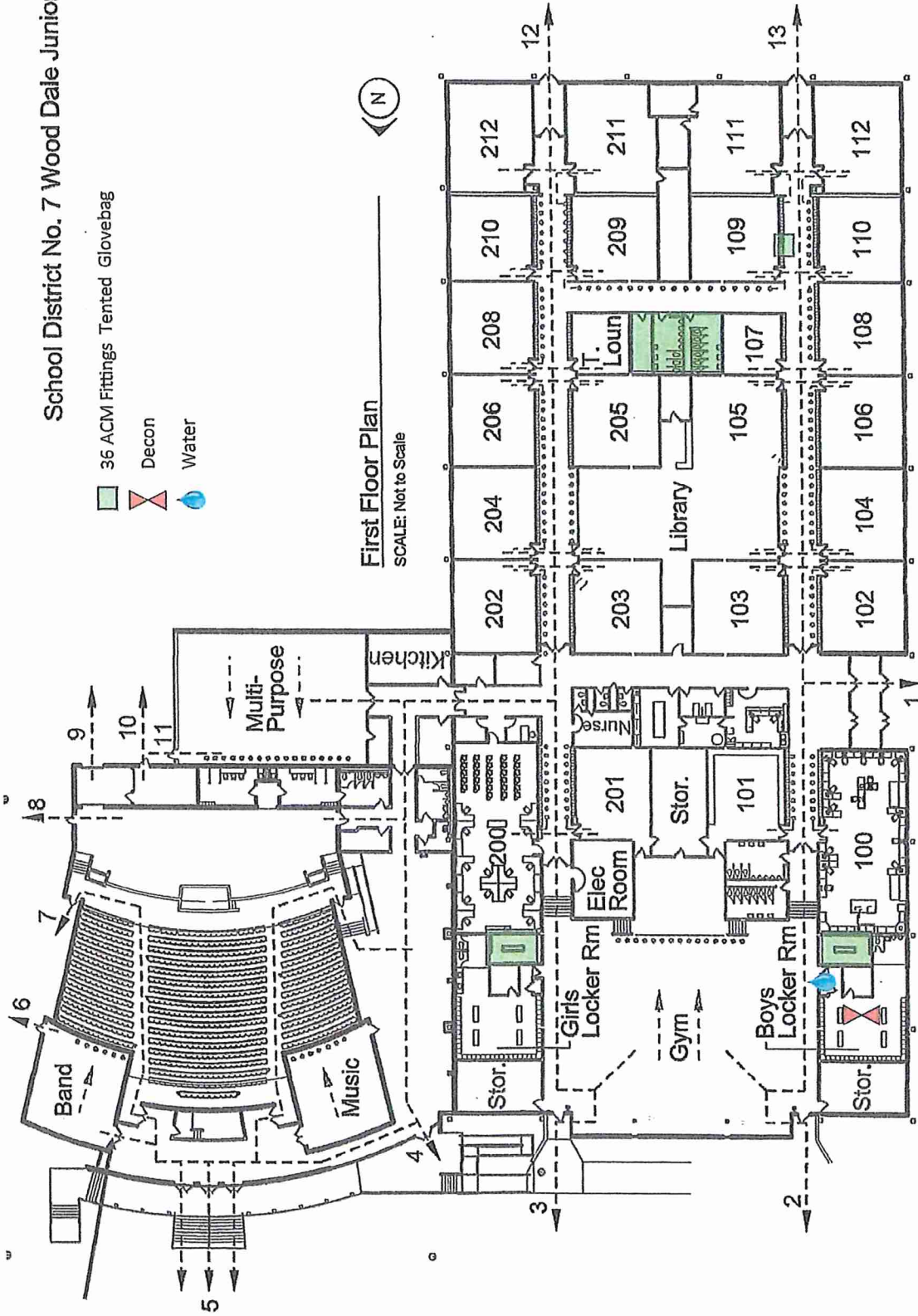
OFFICIAL MAILING ADDRESS: \_\_\_\_\_


TELEPHONE:(\_\_\_\_) \_\_\_\_\_

**SECTION VI – DRAWINGS**



School District No. 7 Wood Dale Junior High



  
 Designer James Turney  
 ID # 100-00349  
 Date 10/7/25