

# 2026-2027 Student Registration Instructions with Focus



If your student will attend our schools starting with the 2026-2027 school year (August 2026 – June 2027) you must complete the application for enrollment within the new Focus information system.

These directions are only for students enrolling for the 2026-2027 school year and beyond. Look for links on our website to enroll for the 2025-2026 school year if your student must attend school with us prior to June 4, 2026.

## 2026-2027 Registration Instructions

All parent's must create a Focus account to enroll their student(s) for the 26-27 school year.

- Go to our website at [www.moonarea.net](http://www.moonarea.net) and select Departments and Registration. (<https://www.moonarea.net/departments/registration>).
- Registration for all incoming kindergarten and new students for the 2026-2027 school year will open **February 2, 2026, at 9 am.**

- **STEP 1:** Click the Step 1 button to create a Focus parent portal account.

**1a: Please complete this page to create a parent account.**

Please enter your name exactly as it appears on your driver's license as well as a valid email address:

Parent/Guardian First Name:  (Required)


Parent/Guardian Last Name:  (Required)

Parent/Guardian Email Address:  (Required)

Create Parent/Guardian Password:  (Minimum 8 characters)

Retype Password:  (Required)

Show Password

I'm not a robot  reCAPTCHA  
Privacy - Terms

- It's important that the information you provide is accurate and spelled correctly.
- You must remember the email you use to create this account. It will become your **username** moving forward to log into the Focus Parent Portal.
- **IMPORTANT NOTE FOR MASD EMPLOYEES:** Do not use your work email address (@moonarea.net) to set up your parent account. You must use a personal email account for this purpose.

**1b: Select the middle button (shown below) to APPLY FOR ENROLLMENT for a new child.**

I would like to ADD A CHILD who is already enrolled. **I would like to APPLY FOR ENROLLMENT for a new child.** I am FINISHED adding students. Please take me to the Portal.

**1c: Enter your student's first name, last name, and birthdate exactly as it appears on their birth certificate. Then, click submit. This will add the student to the district's enrollment application.**

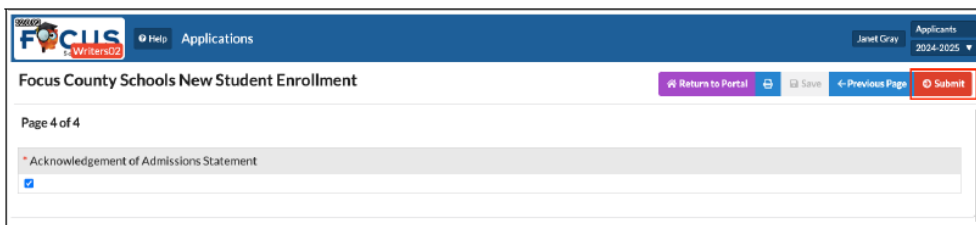
Please enter the information exactly as it appears on your student's birth certificate:

Student First Name:  (Required)

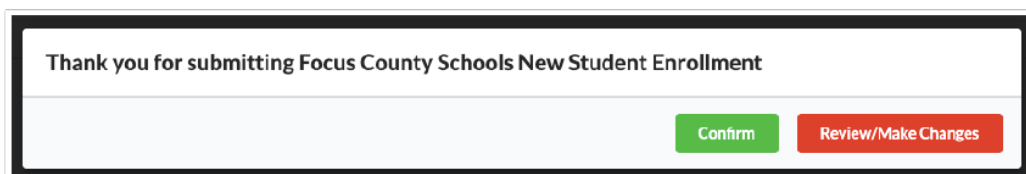
Student Last Name:  (Required)

Student Birthdate:  (Required)

You are now ready to begin completing the application for your student for the 2026-2027 school year. After completing all 8 pages of the application, click the Submit button AND the Confirm button to send the application to the Registrar. If you do not click the confirm button, the application will not be received for processing.



In the pop-up window, the parent/student can click **Confirm** or **Review/Make Changes** to go back to the form for review.



If you have questions while completing the application, please contact [registrar@moonarea.net](mailto:registrar@moonarea.net).