



January 28, 2026  
Board of Education Meeting



January 28, 2026  
Superintendent's Report  
Dr. Doeschner



January 28, 2026

# Glen Cove AP Data Presentation

#GlenCovePride

Ms. Victoria Franco  
GCHS Assistant Principal

Mr. Allen Hudson  
GCHS Principal



# Agenda

I. Overall summary

II. AP Subject Scores

A. Science

B. Math

C. English

D. Social Studies

E. World Language

F. Arts

III. AP School Honor Roll

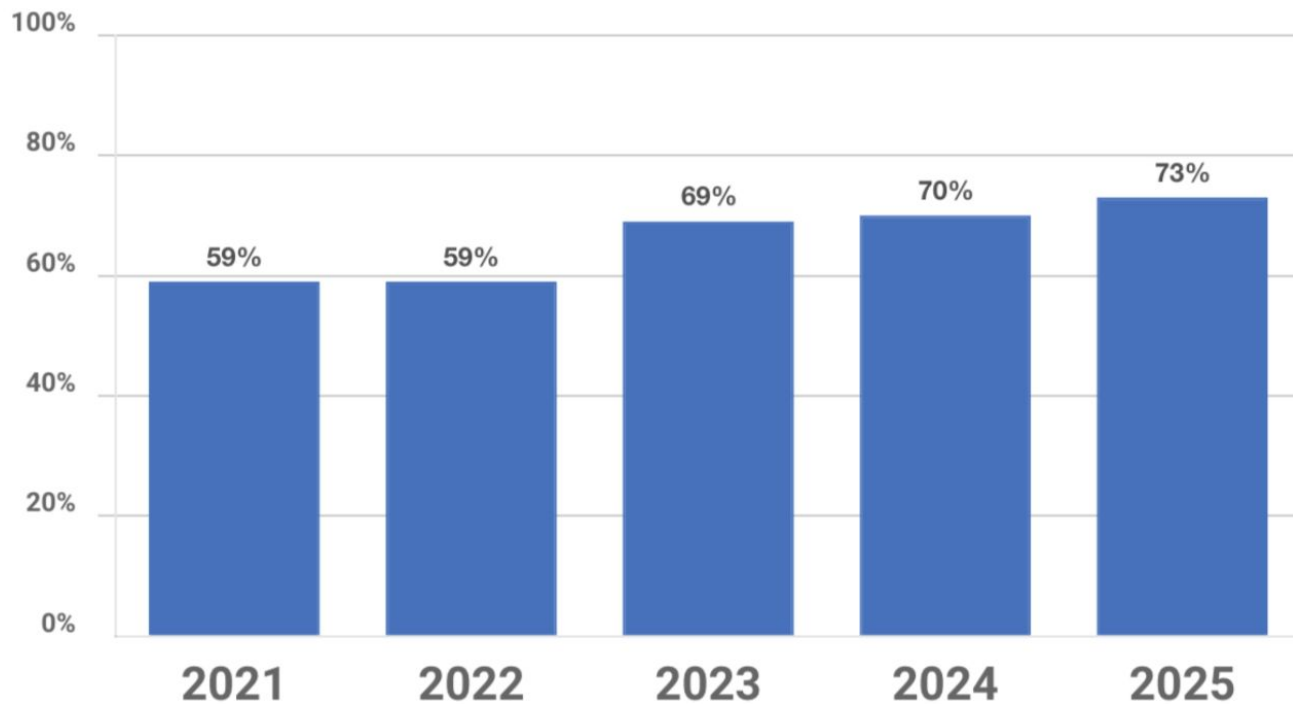
IV. AP Scholar Data

# AP Data Presentation





### % OF TOTAL AP STUDENTS WITH SCORES 3+



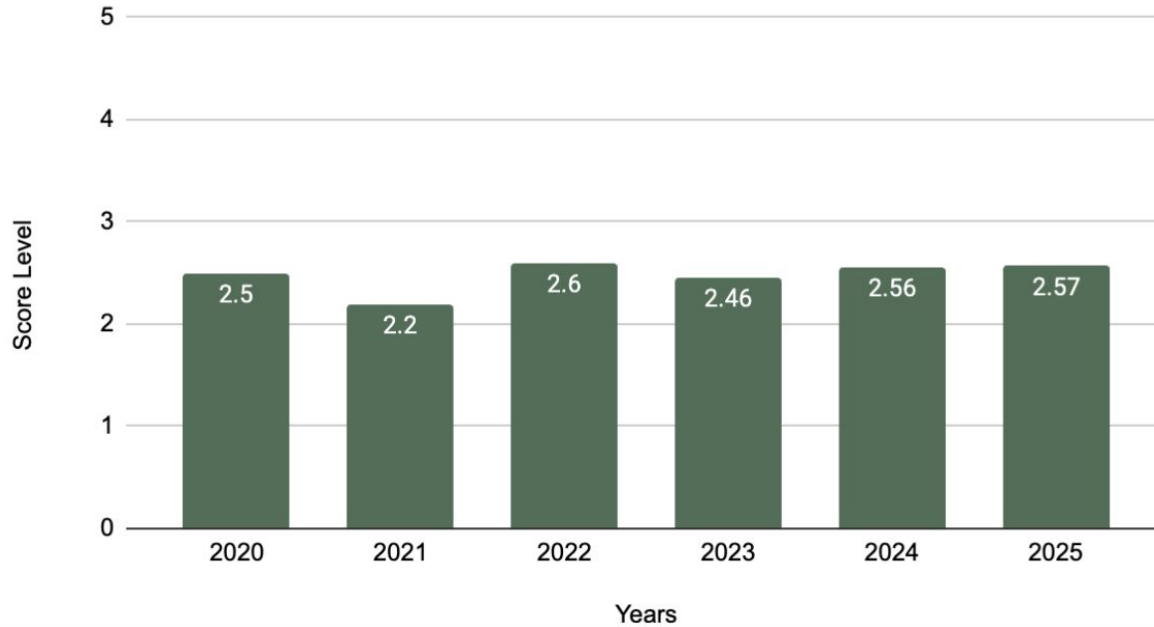


## SCHOOL SUMMARY

	2021	2022	2023	2024	2025
<b>Total AP Students</b>	214	271	274	318	303
<b>Number of Exams</b>	387	505	539	639	632
<b>AP Students with Scores 3+</b>	128	162	191	223	224
<b>% of Total AP Students with Scores 3+</b>	59.81	59.78	69.71	70.13	73.93



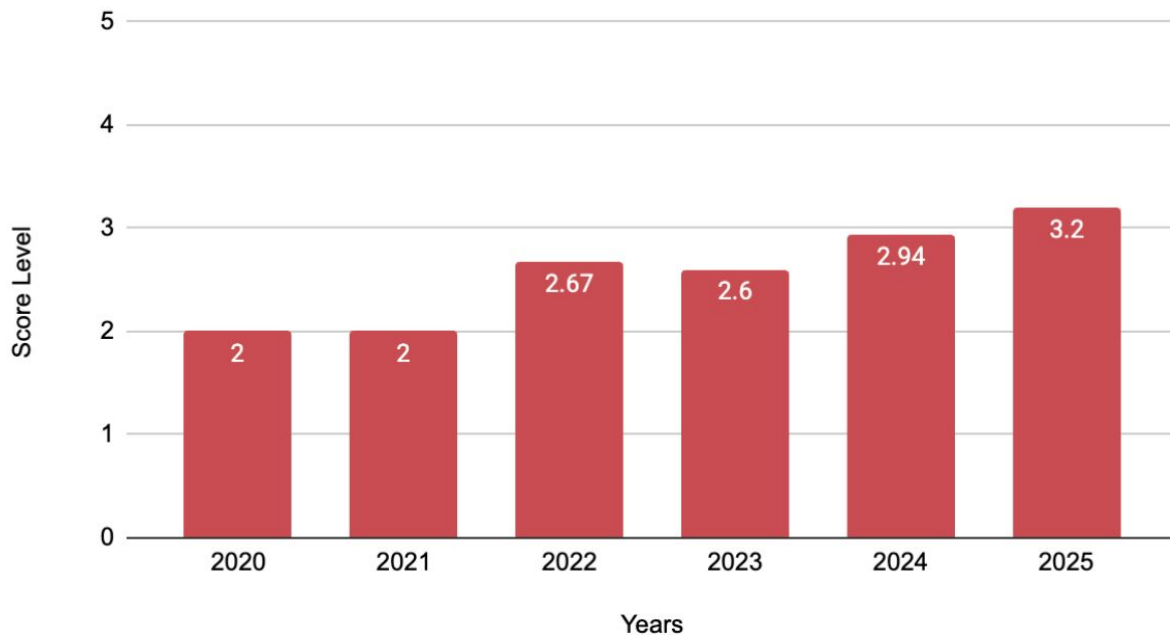
## AP Biology Longitudinal Data



Subject	Score Level	2020	2021	2022	2023	2024	2025
Biology	Total Exams	22	35	40	37	50	54
Biology	Mean Score	2.5	2.2	2.6	2.46	2.56	2.57



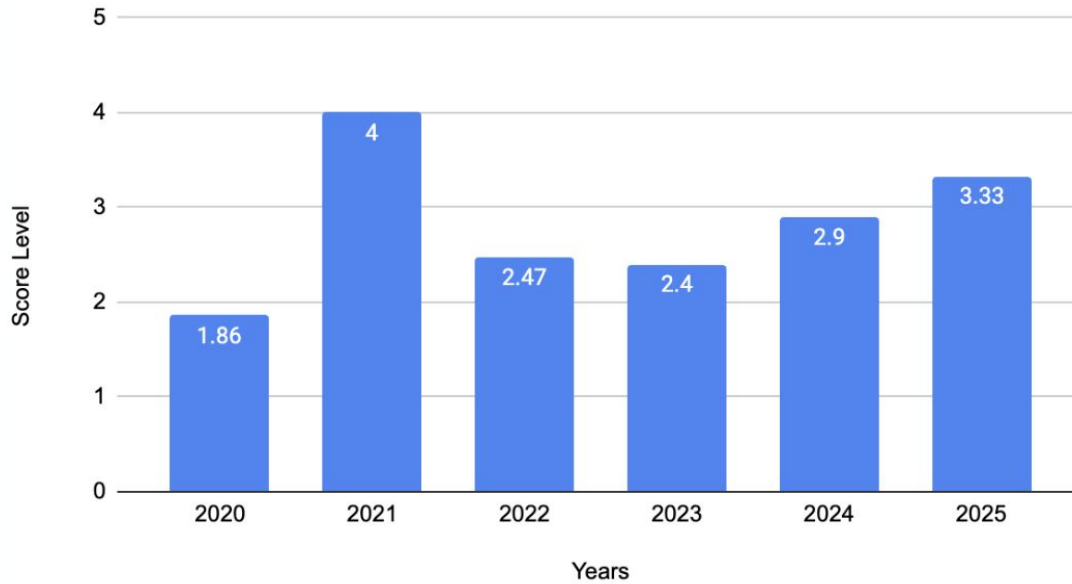
## AP Chemistry Longitudinal Data



Subject	Score Level	2020	2021	2022	2023	2024	2025
Chemistry	Total Exams	7	8	6	30	17	15
Chemistry	Mean Score	2	2	2.67	2.6	2.94	3.2



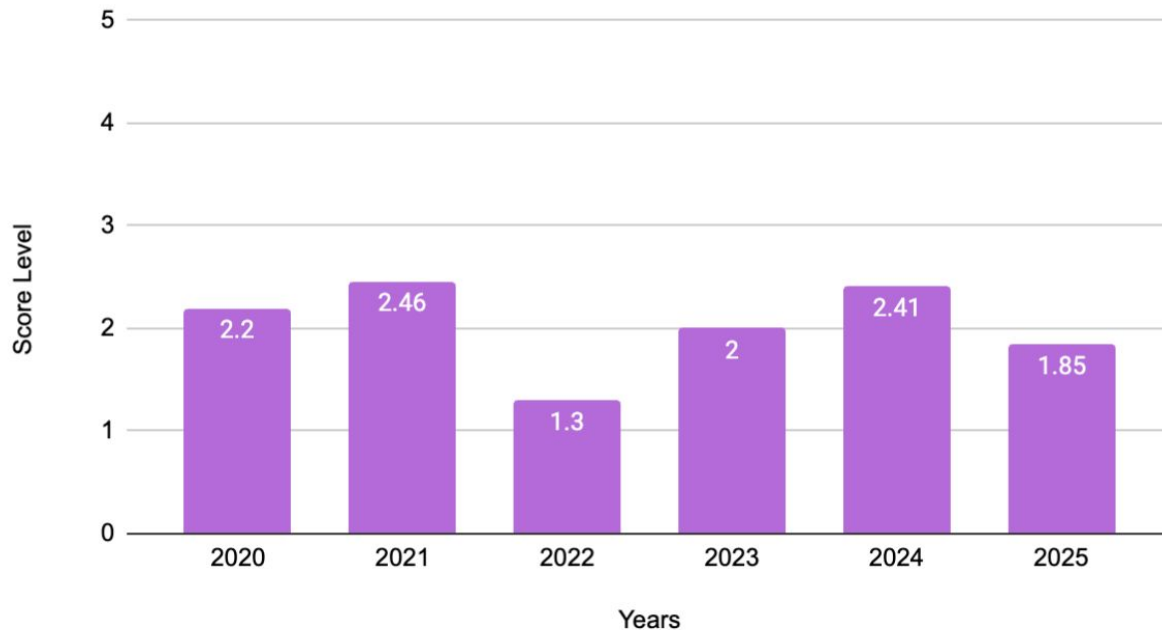
## AP Environmental Science Longitudinal Data



Subject	Score Level	2020	2021	2022	2023	2024	2025
Environmental Science	Total Exams	7	1	15	10	52	49
Environmental Science	Mean Score	1.86	4	2.47	2.4	2.9	3.33



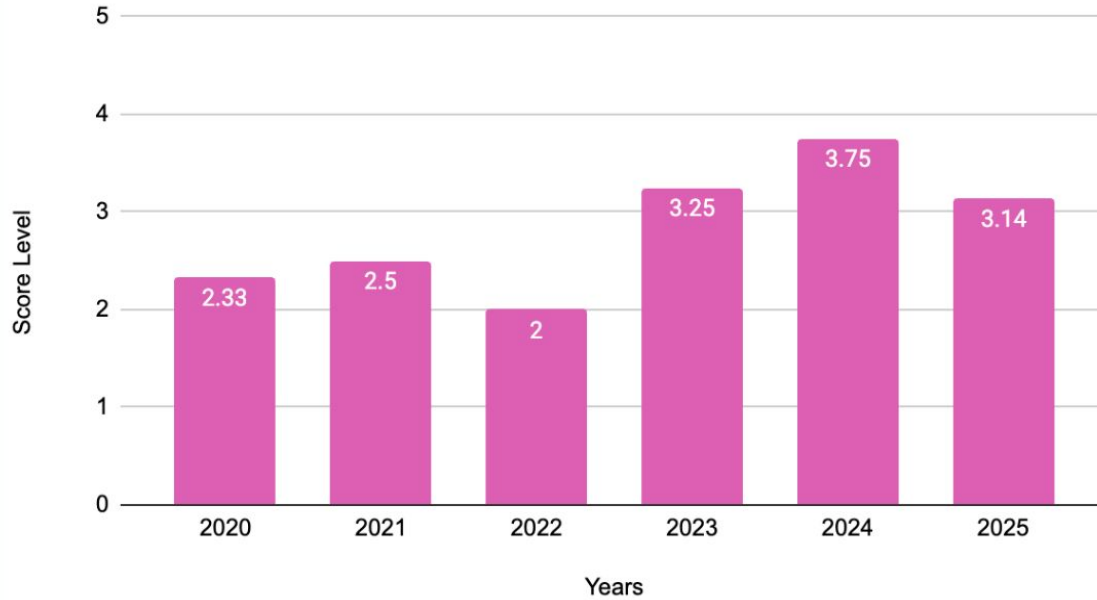
## AP Calculus AB Longitudinal Data



Subject	Score Level	2020	2021	2022	2023	2024	2025
Calculus AB	Total Exams	5	13	10	24	22	33
Calculus AB	Mean Score	2.2	2.46	1.3	2	2.41	1.85



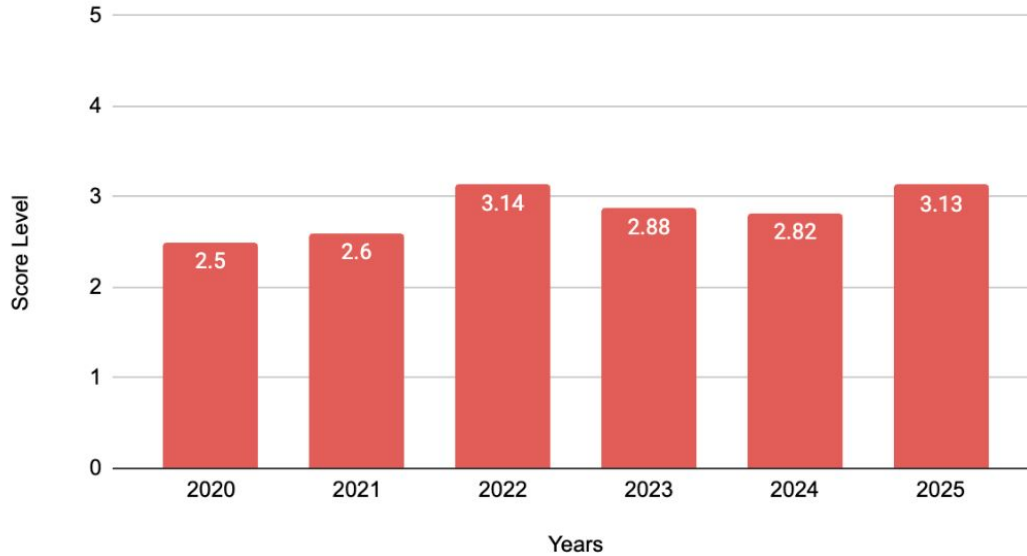
## AP Calculus BC Longitudinal Data



Subject	Score Level	2020	2021	2022	2023	2024	2025
Calculus BC	Total Exams	3	2	6	4	4	7
Calculus BC	Mean Score	2.33	2.5	2	3.25	3.75	3.14



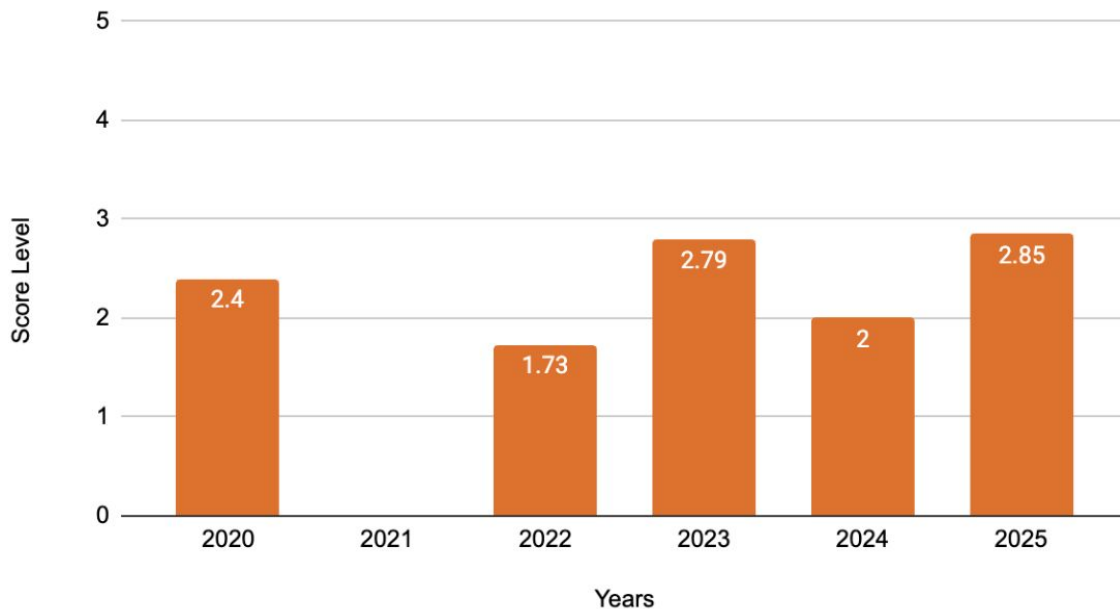
## AP Computer Science Principles Longitudinal Data



Subject	Score Level	2020	2021	2022	2023	2024	2025
Computer Science Principles	Total Exams	6	10	7	24	22	22
Computer Science Principles	Mean Score	2.5	2.6	3.14	2.88	2.82	3.13



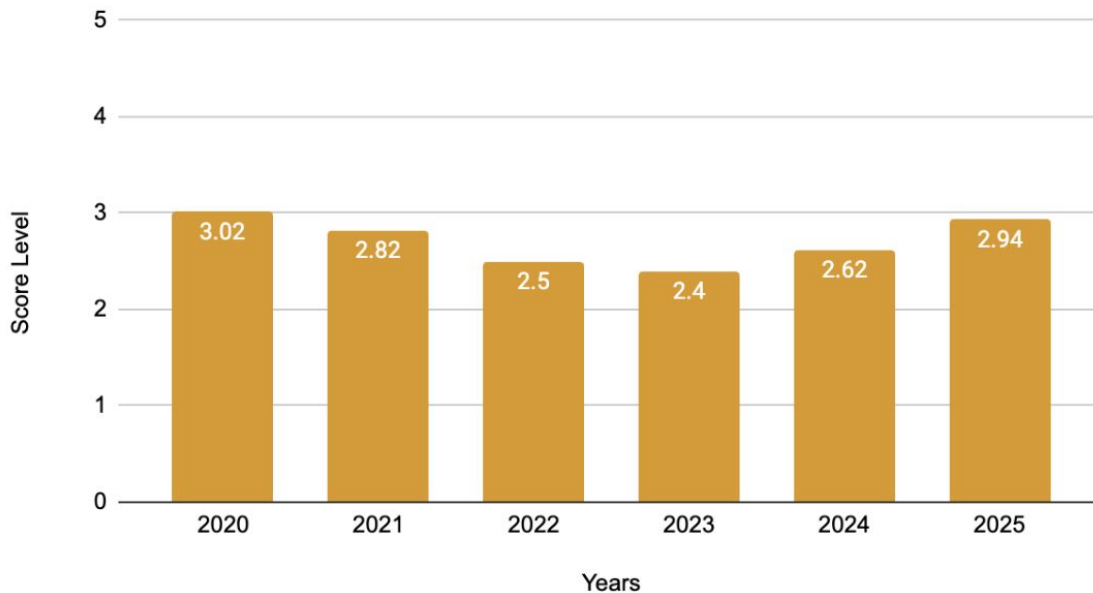
## AP Statistics Longitudinal Data



Subject	Score Level	2020	2021	2022	2023	2024	2025
Statistics	Total Exams	10	-	11	14	12	13
Statistics	Mean Score	2.4	-	1.73	2.79	2	2.85



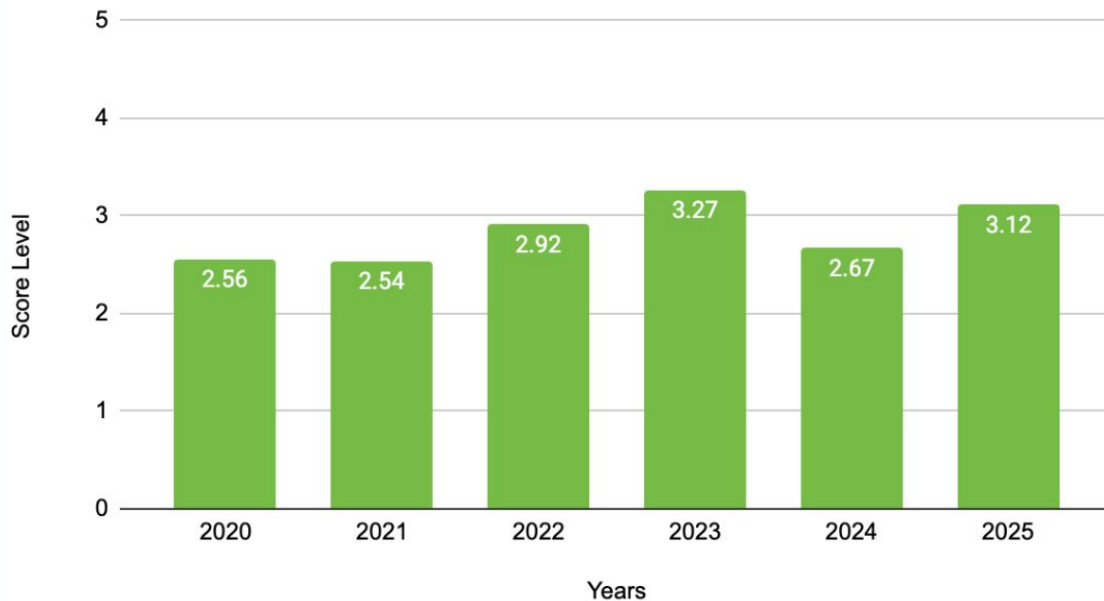
## AP English Language and Composition Longitudinal Data



Subject	Score Level	2020	2021	2022	2023	2024	2025
English Language and Composition	Total Exams	56	17	42	40	42	66
English Language and Composition	Mean Score	3.02	2.82	2.5	2.4	2.62	2.94



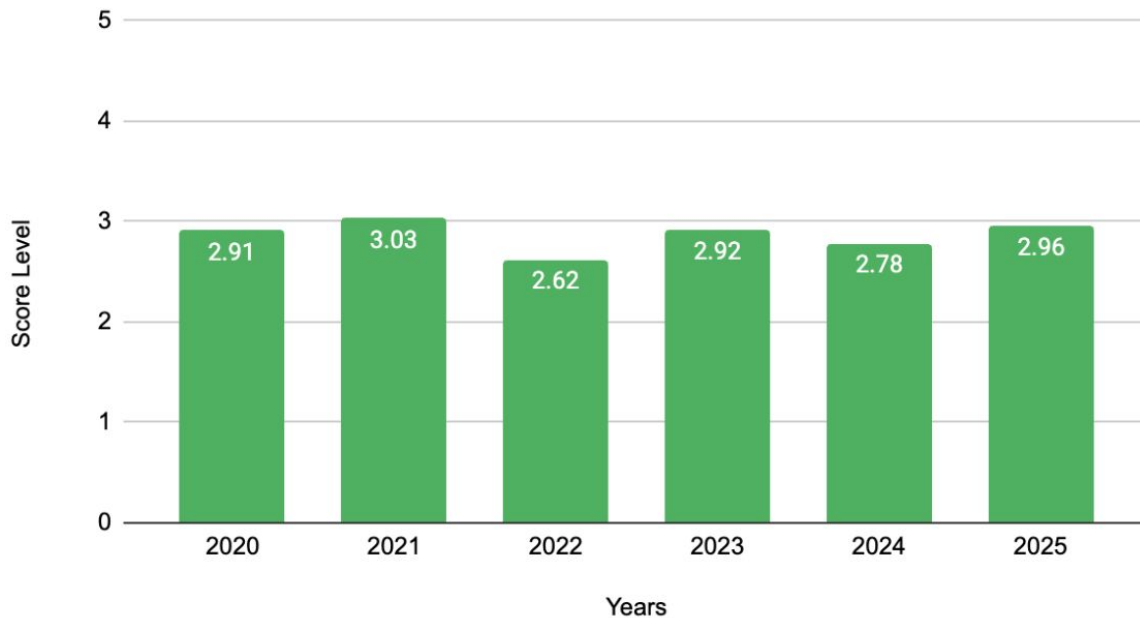
## AP English Literature and Composition Longitudinal Data



Subject	Score Level	2020	2021	2022	2023	2024	2025
English Literature and Composition	Total Exams	18	13	13	22	30	25
English Literature and Composition	Mean Score	2.56	2.54	2.92	3.27	2.67	3.12



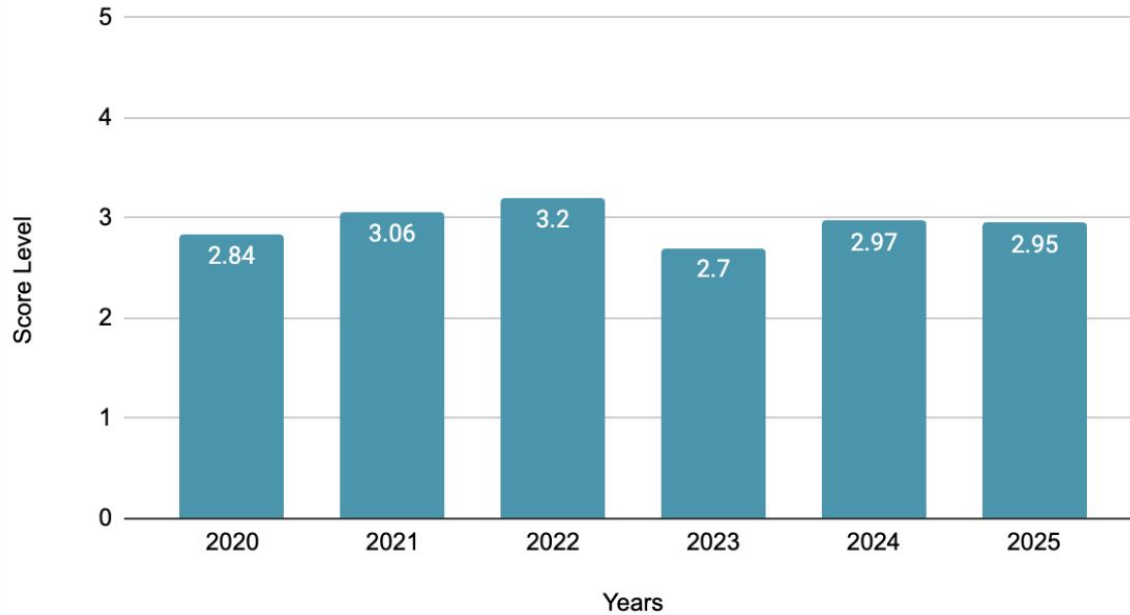
## AP Research Longitudinal Data



Subject	Score Level	2020	2021	2022	2023	2024	2025
Research	Total Exams	11	29	26	26	46	24
Research	Mean Score	2.91	3.03	2.62	2.92	2.78	2.96



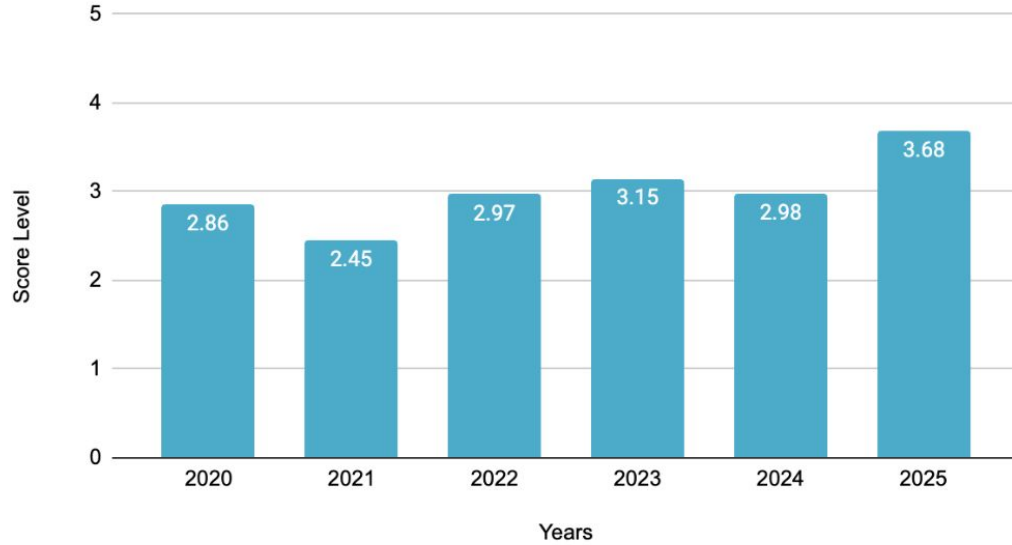
## AP Seminar Longitudinal Data



Subject	Score Level	2020	2021	2022	2023	2024	2025
Research	Total Exams	32	32	30	61	38	44
Research	Mean Score	2.84	3.06	3.2	2.7	2.97	2.95



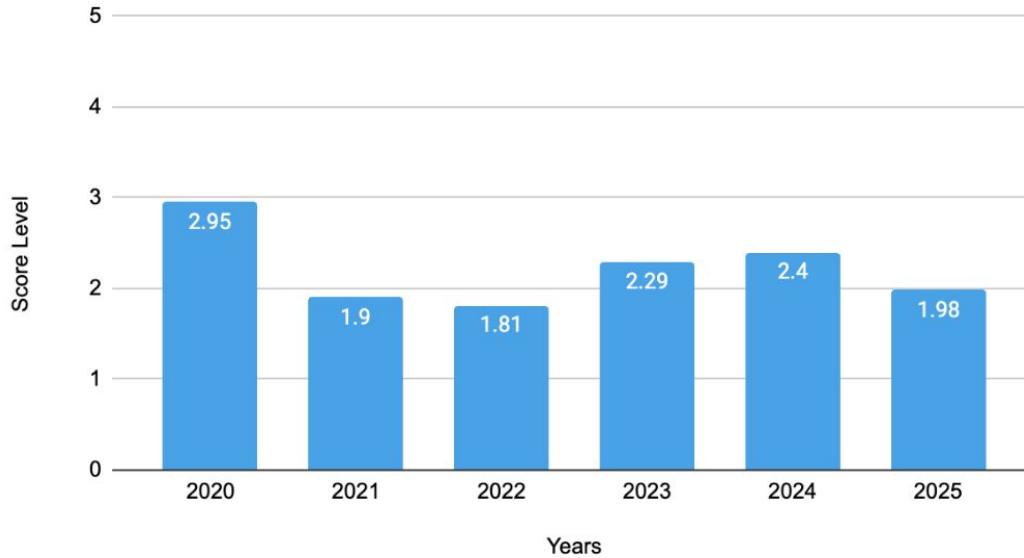
## AP Human Geography Longitudinal Data



Subject	Score Level	2020	2021	2022	2023	2024	2025
Human Geography	Total Exams	28	38	37	41	46	28
Human Geography	Mean Score	2.86	2.45	2.97	3.15	2.98	3.68



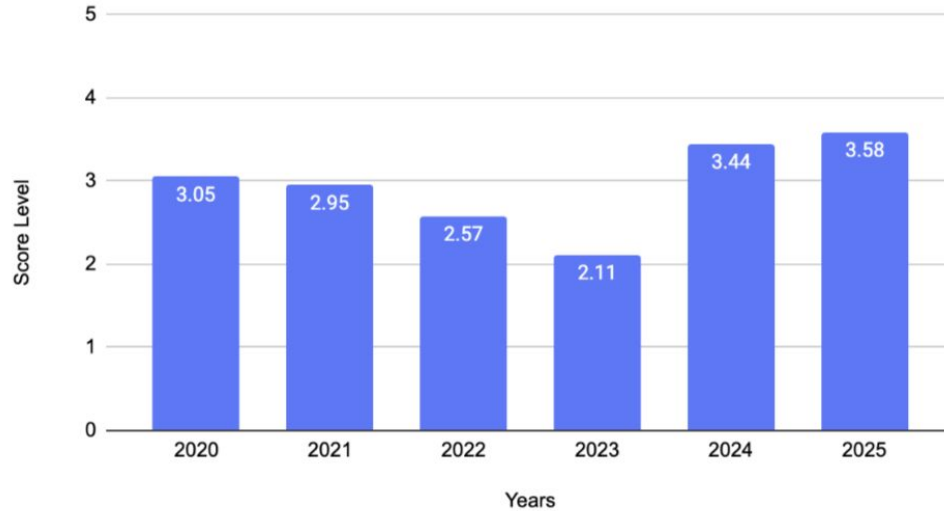
## AP Psychology Longitudinal Data



Subject	Score Level	2020	2021	2022	2023	2024	2025
Psychology	Total Exams	56	52	59	17	45	41
Psychology	Mean Score	2.95	1.9	1.81	2.29	2.4	1.98



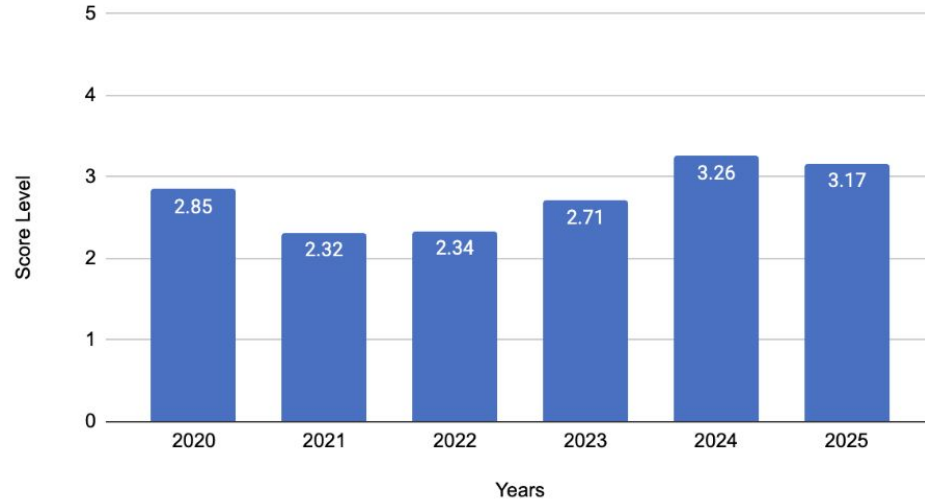
## United States Government and Politics Longitudinal Data



Subject	Score Level	2020	2021	2022	2023	2024	2025
United States Government and Politics	Total Exams	22	21	37	45	32	43
United States Government and Politics	Mean Score	3.05	2.95	2.57	2.11	3.44	3.58



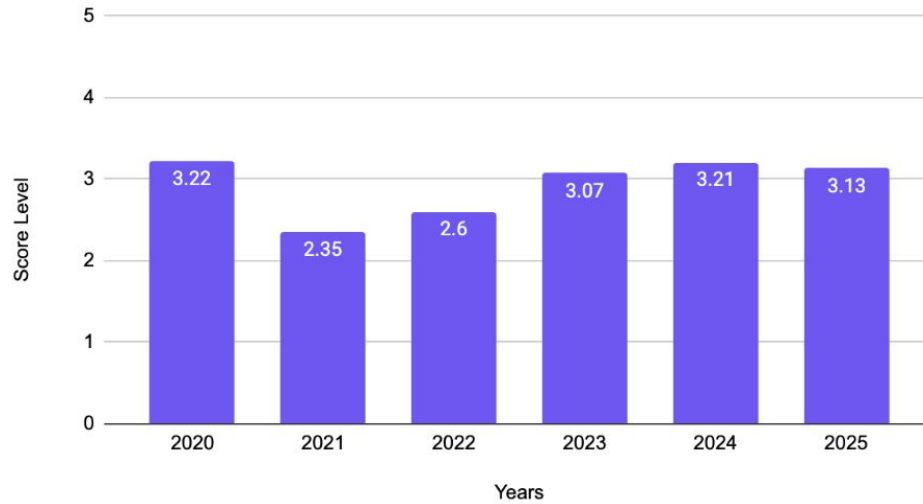
### United States History Longitudinal Data



Subject	Score Level	2020	2021	2022	2023	2024	2025
United States History	Total Exams	41	47	47	42	65	53
United States History	Mean Score	2.85	2.32	2.34	2.71	3.26	3.17



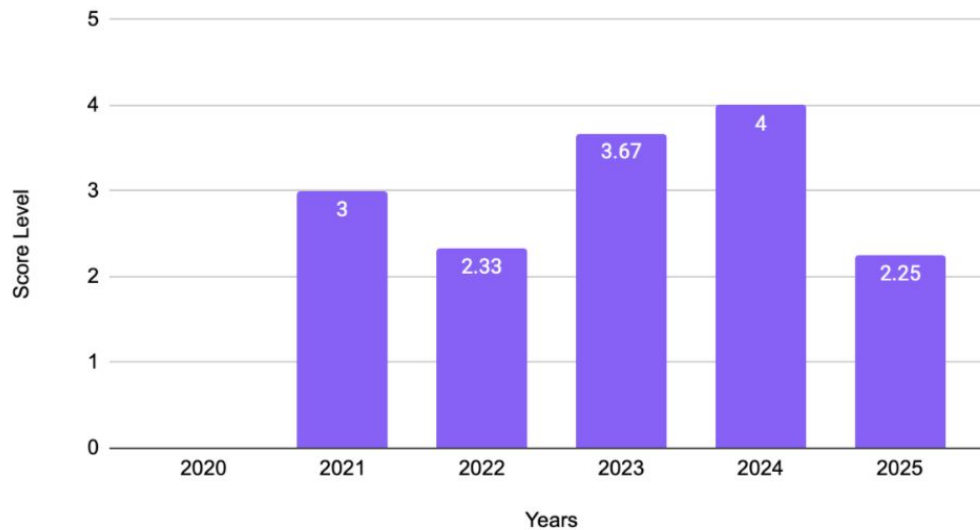
### World History: Modern Longitudinal Data



Subject	Score Level	2020	2021	2022	2023	2024	2025
World History: Modern	Total Exams	37	40	55	58	42	52
World History: Modern	Mean Score	3.22	2.35	2.6	3.07	3.21	3.13



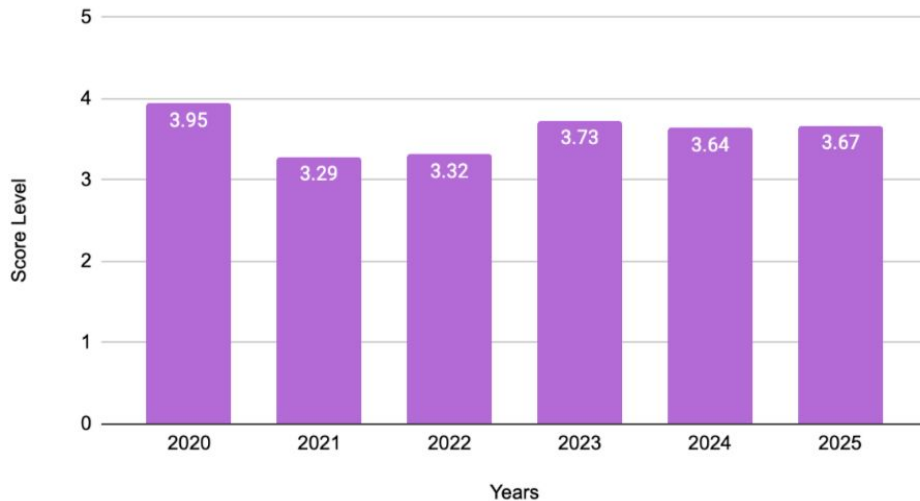
## AP Italian Language and Culture Longitudinal Data



Subject	Score Level	2020	2021	2022	2023	2024	2025
Italian Language and Culture	Total Exams	-	5	3	3	2	4
Italian Language and Culture	Mean Score	-	3	2.33	3.67	4	2.25



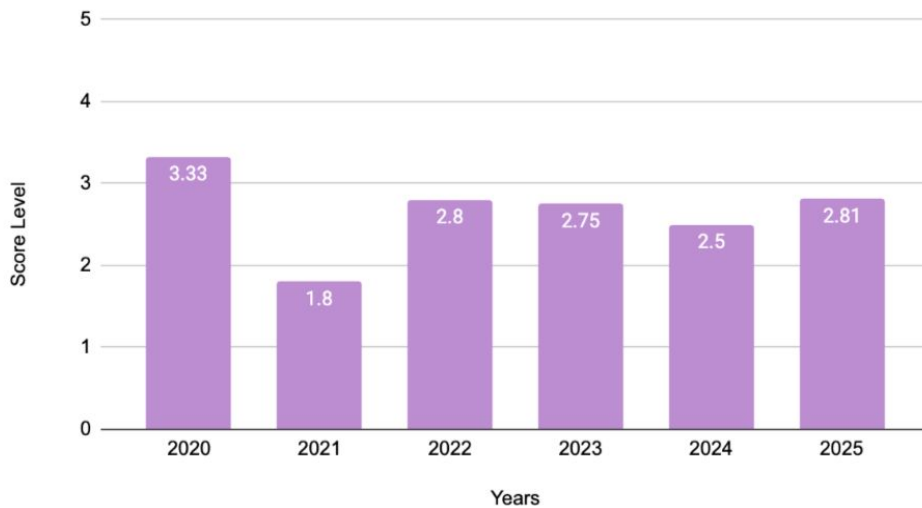
### AP Spanish Language and Culture Longitudinal Data



Subject	Score Level	2020	2021	2022	2023	2024	2025
Spanish Language and Culture	Total Exams	20	17	34	22	45	30
Spanish Language and Culture	Mean Score	3.95	3.29	3.32	3.73	3.64	3.67



### AP Spanish Literature and Culture Longitudinal Data



Subject	Score Level	2020	2021	2022	2023	2024	2025
Spanish Literature and Culture	Total Exams	9	5	5	12	8	21
Spanish Literature and Culture	Mean Score	3.33	1.8	2.8	2.75	2.5	2.81



## Glen Cove High School

has been recognized for the

# 2025 AP<sup>®</sup> School Honor Roll

for developing an AP program that creates a college-going culture and gives students opportunities to earn college credit and to maximize their college outcomes.



GC Knights - #GlenCovePride



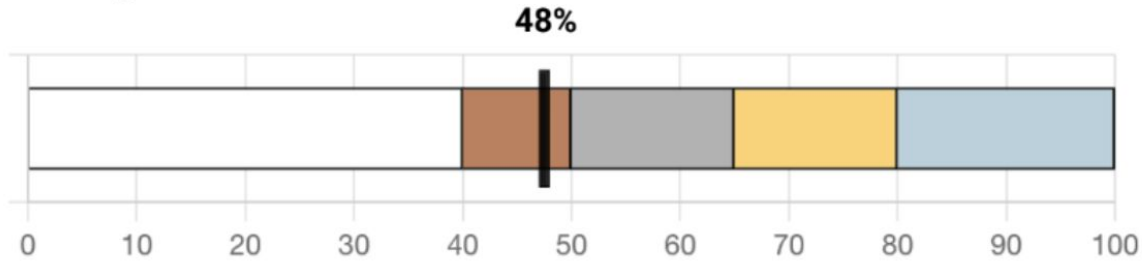
# BRONZE

## AP 2025 School Honor Roll Glen Cove High School

AP School Honor Roll Metrics	Bronze Criteria	Silver Criteria	Gold Criteria	Platinum Criteria	Your School <b>BRONZE</b> Your school achieved all Bronze criteria!	
College Culture	40%	50%	65%	80%	48% <i>(145/303)</i>	<b>Bronze</b>
College Credit	25%	30%	35%	50%	35% <i>(105/303)</i>	<b>Gold</b>
College Optimization	2%	5%	10%	15%	20% <i>(61/303)</i>	<b>Platinum</b>



## College Culture | BRONZE



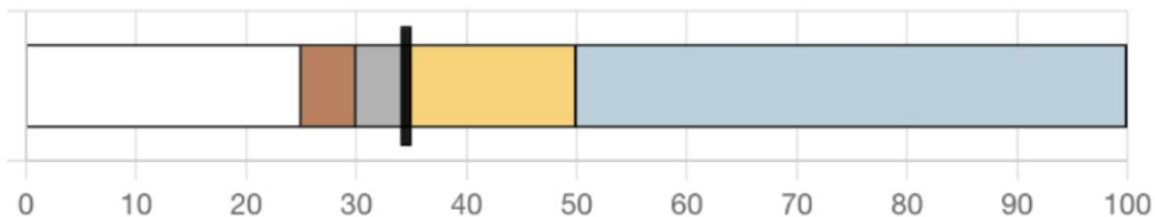
**College Culture: 5% growth from 2024**

**Percent of students** in the **graduating class** who **took** an **AP exam** at any point in high school, regardless of score. To avoid pressure on students to take large numbers of APs, **only 1 AP exam** per student **contributes to this indicator**. Additional information can be found on AP Central.



## College Credit | GOLD

35%



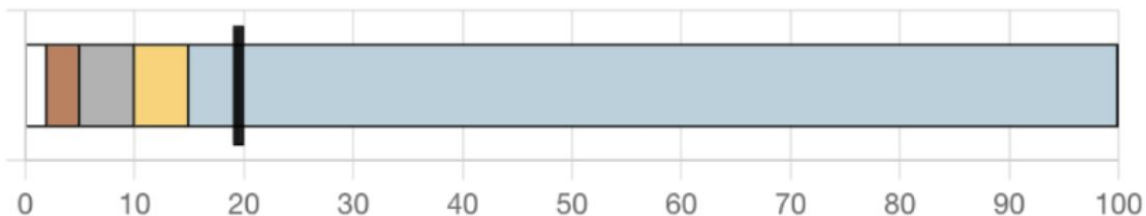
**College Credit: 4% growth from 2024**

**Percent of students** in the **graduating class** who scored **3+ on any AP Exam** in high school. To avoid pressure on students to take large numbers of APs, **only 1 AP exam score of 3 or higher, per student**, contributes to this indicator. Additional information can be found on AP Central.



## College Optimization | PLATINUM

20%



### College Credit: **4% growth from 2024**

**Percent of students** in the **graduating class** who took **5 or more AP Exams** in high school, where **at least 1 exam** was taken in **9th or 10th grade**. Because research finds that 6 or more APs do not improve college graduation rates beyond the optimal total of 5 such courses in high school, no exams beyond 5 per student contribute to this indicator. The Honor Roll also recognizes schools that encourage students earlier on their AP journeys so as not to overload them with AP courses their junior and senior years. Additional information can be found on AP Central.



## AP SCHOLAR

Granted to students who receive scores of 3 or higher on three or more AP Exams.

## AP SCHOLAR with Honor

Granted to students who receive an average score of at least 3.25 on all AP Exams taken, and scores of 3 or higher on four or more of these exams.

## AP SCHOLAR with Distinction

Granted to students who receive an average score of at least 3.5 on all AP Exams taken, and scores of 3 or higher on five or more of these exams.



**AP Capstone  
Diploma™**

## **AP Seminar**

**Year 1**

**Earn score of 3 or higher**

## **AP Research**

**Year 2**

**Earn score of 3 or higher**

## **4 AP Exams**

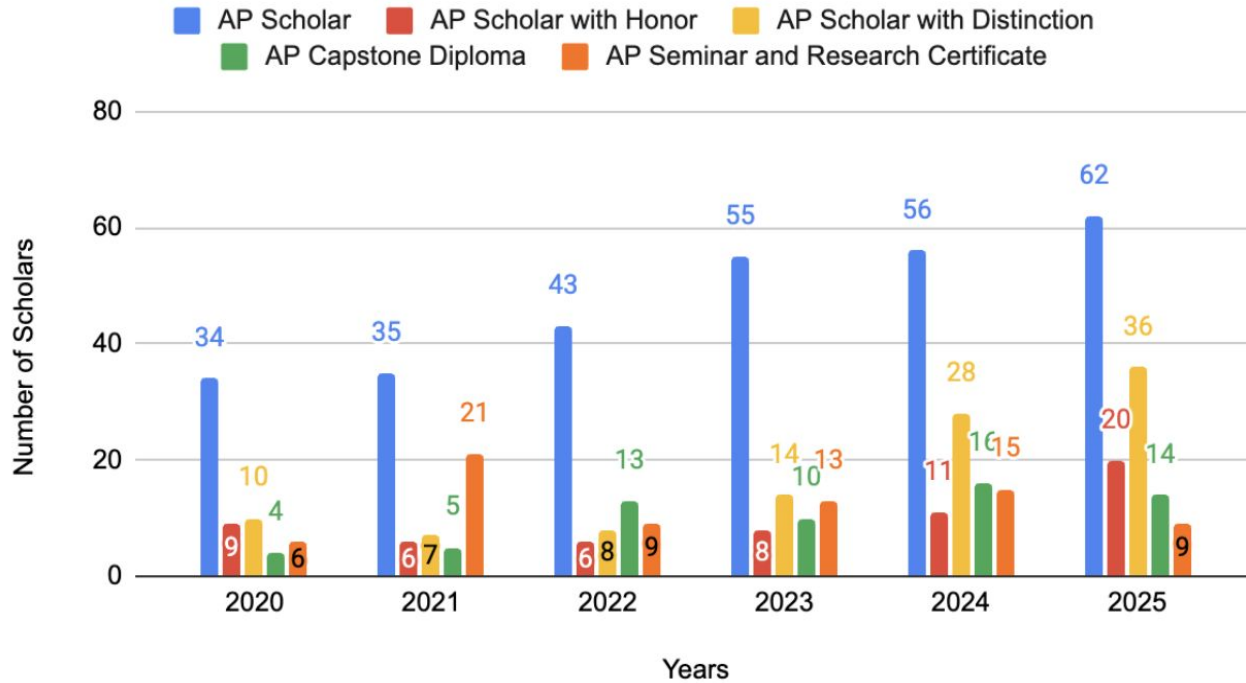
**Throughout High School  
Earn score of 3 or higher**



**AP Seminar  
and Research  
Certificate™**



## AP Scholar Summary





# Thank You!





# GCHS AP Scholar Recognition

## AP Scholar

Aguilar Martinez; Emely	Ginez; Andrew M.	Ozdemir; Furkan E.
Aguilar; Hailey A.	Glaviano; Ashley N.	Pascucci; James W.
Alvarado; Heather A.	Gonzales; Gianna M.	Pineda; Juan J.
Andrade; Frank K.	Grech; Logan T.	Pinilla; Michelle
Aschalew; Emmanuel	Grennan; Chase D.	Portillo; Jocelyn E.
Backiel; Sabrina	Guastella; Calogero A.	Ramirez; Jeffry B.
Backus; David R.	Guzman; Shane	Reyes; Jordany
Benzinger; Kendall G.	Ham; Aidan C.	Rivas; Luis F.
Benzinger; Luke S.	Hernandez; Anghesly	Roditi; Sara D.
Blackburn; Logan J.	Hernandez; Christopher	Rodriguez; Diana
Blakaj; Lunik	Hernandez; Dylan A.	Rodriguez; Laura M.
Bonilla; Kaelyn E.	Hoffman; Logan R.	Rothwell; Bryanna L.
Costantino; Cristian A.	Hogan; Kayla J.	Sabando; Vicky J.
Cruz; Chelsea A.	Horton; Payton E.	Salgado; Carlos J.
Damiano; Isabella	Janeczko; Natalia	Seery; Aurora M.
Denis; Zion A.	Markulis; Marcus D.	Turcios; Brooklin M.
Duche; Lily K.	Martinez; Milaydi E.	Valenzuela; Giorgio
Escobar; Jabier G.	Medrano; Jaden S.	Vaughan; Talia S.
Foster; Mason J.	Miller; Anna P.	Walthers; Milo E.
Garcia; Jenna A.	Monsale; Lance	Zavala; Debora E.
Garzon Coronell; Shannen	Nash; Helen E.	

## AP Scholar with Distinction

Angalet; Peyton	Miller; Kasey J.
Basil; Isabel C.	Napolitano; Benjamin P.
Benitez; Elias J.	Piasta; Natalia
Bennett; Page W.	Pinder; Phoebe F.
Chicvak; Nicolas J.	Renga; Michael A.
Connelly-Schmidt; Mason J.	Rivera; Mia I.
Decker; Charlotte L.	Rivera; Victoria E.
Eriguchi; Helen E.	Rodriguez; Delmy Y.
Fiedor; Saoirse M.	Smith; Isabella S.
Gansky; Hannah	Squarciafico; Angelina L.
Garcia; Jeymi M.	Suyabatmaz; Mert
Gonzales; Sophia M.	Turan; Umut C.
Guillen; Grace S.	Wohltmann; Ella
Henrriquez Martinez; Diego A.	Zapata Diaz; Sophia
Hernandez; Anjhelyny	
Horbatko; Sasha G.	
Ledesma; Diego D.	
Lianos; John Z.	
Losee; Mark A.	
Mazarredo; Michael A.	
Mecca; Michael J.	
Mejia; Mia G.	





# GCHS AP Scholar Recognition

## AP Scholar with Honor

Benitez; Barbara C.  
Bennett; Parker L.  
Bernard; Jaden E.  
Cueva; Mariah L.  
Cullen; Leila D.  
Datkhayeva; Carolyne  
Decker; Amelia L.  
Dilgard-Clark; Charlotte R.  
Garrovillas; Brandon P.  
Goldstein; Leo C.  
Gomez; Marvin A.  
Lee; Nicole  
Macnow; Natalie R.  
Mitchell; Ryan C.  
Naqvi; Ibaad  
Papas; Jackson T.  
Petrizzo; Julia R.  
Rynkowski; Alex E.  
Scutifero; Charlotte  
Turan; Elif S.

## AP Seminar and Research Certificate

Aguilar; Hailey A.  
Damiano; Isabella  
Ledesma; Diego D.  
Molnar; Boglarka E.  
Napolitano; Benjamin P.  
Pinilla; Michelle  
Rothwell; Bryanna L.  
Santiago; Isabella M.  
Toribio Rosario; Flordeliz

## AP Capstone Diploma

Andrade; Frank K.  
Benitez; Elias J.  
Chicvak; Nicolas J.  
Decker; Amelia L.  
Fiedor; Saoirse M.  
Garcia; Jeymi M.  
Hernandez; Anghesly  
Hernandez; Anjhelyny  
Martinez; Milaydi E.  
Mecca; Michael J.  
Miller; Kasey J.  
Nash; Helen E.  
Rodriguez; Delmy Y.  
Smith; Isabella S.





**Budget Workshop #1**  
**January 28, 2026**

**Assistant Superintendent for Business and Operations**  
**Ms. Kahan**



# OVERVIEW

WHAT IS A BUDGET?

BUDGET GOALS

TAX LEVY LIMIT

REVENUE AND  
EXPENDITURE BUDGETS



## DISTRICT GOALS DURING BUDGET DEVELOPMENT

### Goal 01

Maintain instructional programs

### Goal 02

Support all students

### Goal 03

Maintain District Facilities

### Goal 04

Ensure Long-term Sustainability



## WHAT IS A BUDGET?

A budget is an estimate of revenues and expenditures based on the information we have during its development.

A budget is a working document that is used to guide the purchases during the school year.

A budget is subject to update through budget transfers

A budget helps to establish the tax levy

# PROPERTY TAX CAP



The Property Tax Cap was first implemented in the 2012/13 school year budget. It was made permanent in the NYS Governor's 2019/20 Executive Budget.

The tax cap restricts the annual growth of a school district's tax levy to the lower of 2% or the rate of inflation.

The January 2026 rate of inflation, or CPI, is 2.82%

Several other factors, including capital exclusions, used in the calculation of each school district's tax levy limit can bring the tax levy limit to more than 2%.



# TAX LEVY LIMIT FORMULA

Prior year levy

-Reserve for excess levy (including interest earned)

x Tax base growth factor (Tax & Finance)

+ PILOTs receivable, prior year (2025-26)

-Capital tax levy exclusion, prior year (2025-26)

-Tort exclusion amount prior year (2025-26)

= Adjusted prior year tax levy

X Allowable levy growth factor or Prop Tax Cap (lesser of 2% or inflation)

-PILOTs receivable, coming year (2026-27)

+ Available carryover

= Tax Levy Limit

+ Exclusions for tort, pensions and capital (2026-2027)

= MAXIMUM ALLOWABLE TAX LEVY (requires simple majority)

# REVENUE BUDGET



Payments in Lieu of Taxes (PILOTs)

State Aid

Tax on Consumer Utility Bills

Interest Earnings

Reserves

Tax Levy

Other Revenues



## EXPENDITURE BUDGET

### CAPITAL COMPONENT

Operation of Facilities

Maintenance of Facilities

Tax Certiorari

Debt Service

### ADMINISTRATIVE COMPONENT

Board of Education

Administrative/Central Office Staff

Finance and Legal

Insurance and Central Printing

### PROGRAM COMPONENT

Teaching –Regular Ed and Special Ed

Information Technology

Health Services

Co-curricular and Athletics

Transportation

Employee Benefits

# ESTIMATED EXPENDITURE INCREASES



10% HEALTH INSURANCE

12% VARIOUS INSURANCES

8.75% TEACHERS RETIREMENT SYSTEM  
17.6% EMPLOYEES RETIREMENT SYSTEM

CONTRACTUAL OBLIGATIONS



FEBRUARY 11, 2026  
BUDGET WORKSHOP #2

CAPITAL COMPONENT

ADMINISTRATIVE COMPONENT

RESERVES

STATE AID



**QUESTIONS?**

[tkahan@glencoveschools.org](mailto:tkahan@glencoveschools.org)

# Questions & Comments from BOE Meeting 1.14.26



**1. Are there higher performing students across the board whose parents opted them out previously who are now taking the 3-8 State Tests and is that the reason for the higher 3-8 grade scores we are seeing?**

Increased student participation in state testing may have influenced overall proficiency rates. Because the state does not provide data for students who previously opted out, we cannot determine how their results would have affected reported scores. Anecdotally, non-participating students represented a wide range of performance levels. Overall, higher participation provides a more complete and accurate picture of student learning.

Beyond state tests, the district closely monitors all students using internal assessments and regular data reviews to guide instruction and supports, ensuring progress is tracked for students at all performance levels.



Presentation on Altaris Security Consulting Group

Board of Education Meeting

February 11, 2026

# Pre-K and Kindergarten Registration



Full-Day Universal Pre-K and Kindergarten Registration is now open for 2026-2027 school year. Visit our Registration page.

## Universal Pre-Kindergarten

- Entering the lottery does not guarantee a placement in the Pre-K program.
- Students must be Glen Cove residents.
- Pre-K Lottery held on February 11, 2026.
- Families must register, prove residency before the lottery date.
- Children must be four (4) years old on or before 12/1/26

A screenshot of the Glen Cove City School District website. The header is dark red with the district logo and name. A navigation menu includes "District", "Board of Education", "Our Schools", "Departments", "Families", "Staff", and "Calendar". The "Families" menu is open, showing "Registration" highlighted with a red circle. Below the navigation, there is a breadcrumb trail "HOME &gt; DISTRICT &gt; REGISTRATION" and a large "Registration" heading. The main content area contains a welcome message and a "Registration Information" section. On the right side, there is a "Contacts" section with the name "Natalie Prezeau", an email address "nprezeau@glencoveschools.org", and a phone number "516-801-7008". Below that, it lists the "Registration Office" address and "Summer Office Hours" from Monday to Friday, 8:00 a.m. to 1:00 p.m.

# PTA Links

Deasy



Landing



Finley MS



Gribbin



Connolly



High School



SEPTA

\*\*Coming soon\*\*

# Public Comment Protocol - Agenda & Non-Agenda



**Items**  
Thank you for attending and signing in to speak. We value community input on matters related to our school district.

## Speaking Expectations

- Public comment - **Glen Cove community members.**
- Each speaker has **3 minutes.**
- All comments delivered in a **respectful manner** as we model respect for our students
- Naming **individuals** (staff, students, or community members) is **strictly prohibited.**
- Concerns regarding **individual** students or staff should be **directed to building or central administration.**
  
- The Board is here to **listen** to your input and concerns.
- The public comment period is **not a discussion or Q&A session.**
- Questions and concerns may require **research and consideration.**
- The Board or appropriate staff member will follow up at a future meeting or at the appropriate time.

**Additional Communication:** supplemental materials or further comments can be emailed to the Board at: [GCBOE\\_SUPT@glencoveschools.org](mailto:GCBOE_SUPT@glencoveschools.org)

# Thank You for Your Public Comments!



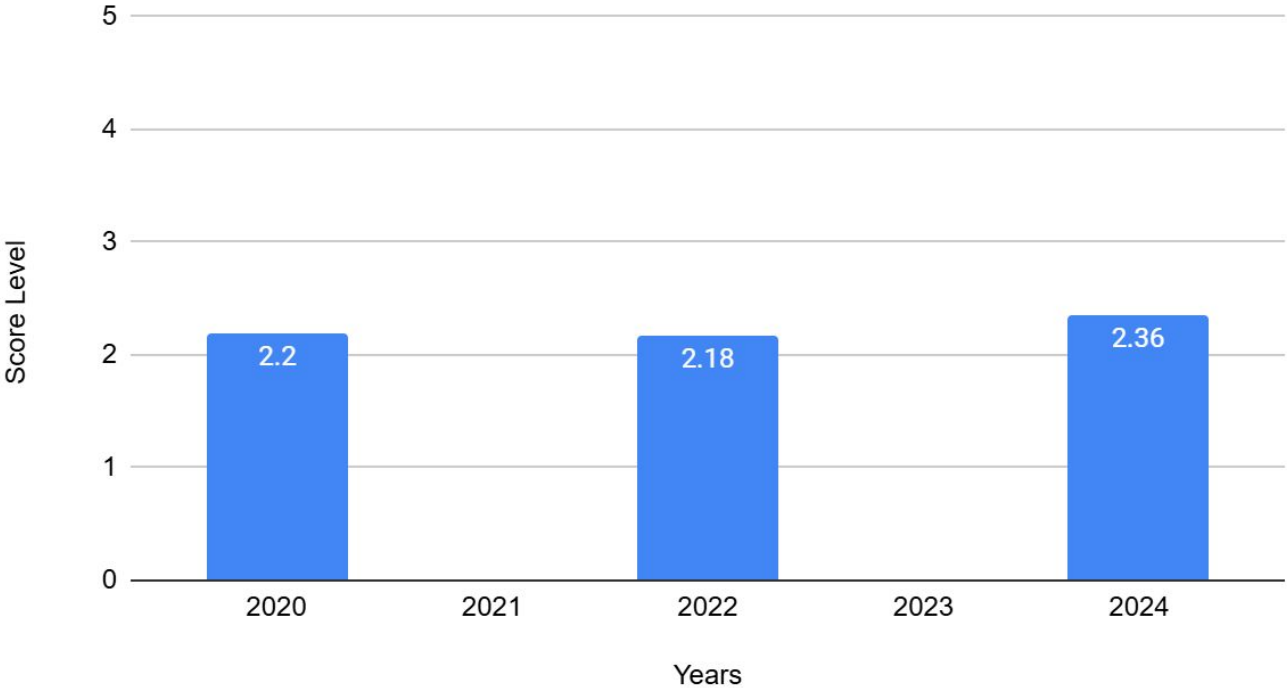
- We appreciate your time, presence, and engagement in tonight's meeting.
- Your input helps inform our decision-making and strengthens our school community.
- Thank you for sharing your thoughts, concerns, and suggestions respectfully.
- We are committed to listening, reflecting, and following up as appropriate.
- Your voice plays an important role in supporting the success of our students and schools.
- Please continue to stay involved and connected with our district.

**Additional Communication:** supplemental materials or further comments can be emailed to the Board at:

[GCBOE\\_SUPT@glencoveschools.org](mailto:GCBOE_SUPT@glencoveschools.org)

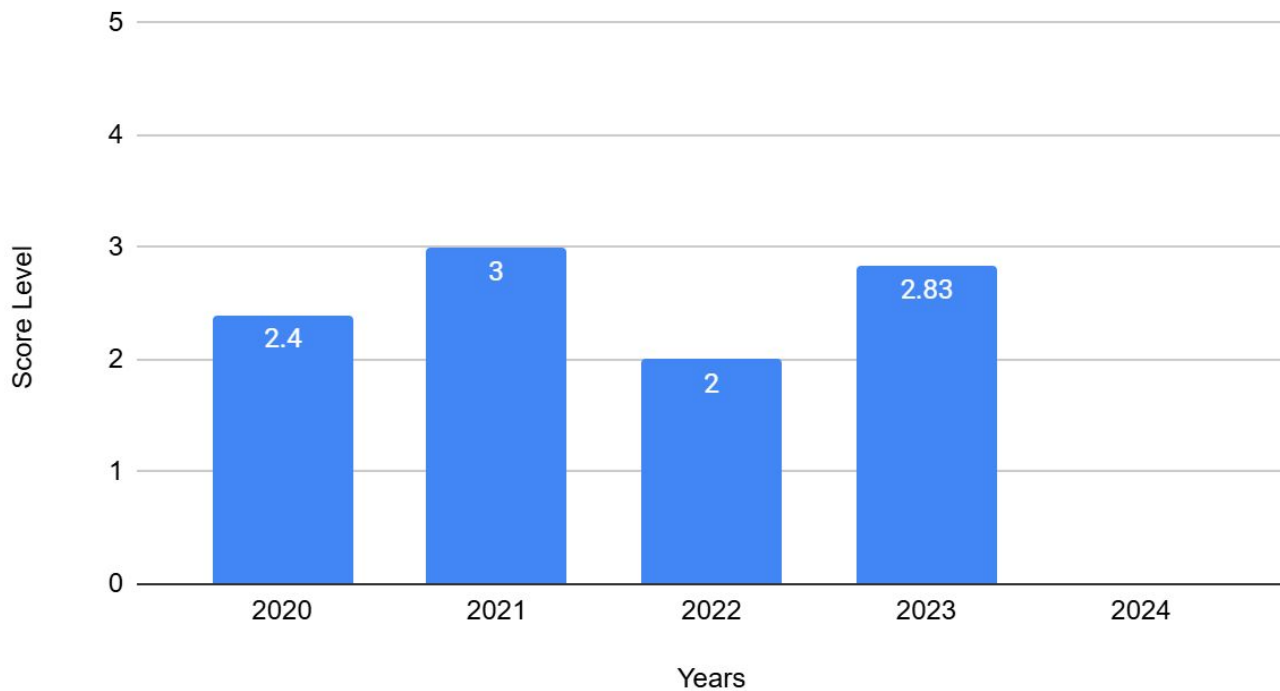


# AP Music Theory Longitudinal Data



<b>Subject</b>	<b>Score Level</b>	<b>2020</b>	<b>2021</b>	<b>2022</b>	<b>2023</b>	<b>2024</b>
Music Theory	Total Exams	5		11		11
Music Theory	Mean Score	2.2		2.18		2.36

## AP Physics Longitudinal Data



Subject	Score Level	2020	2021	2022	2023	2024
Physics 1	Total Exams	5	2	13	6	
Physics 1	Mean Score	2.4	3	2	2.83	