



**2026 Budget
Public Hearing**
October 7, 2024

NOBLESVILLE SCHOOLS
ENGAGE | INSPIRE | EMPOWER

2026 Proposed Budget

Budgeted Funds		Budget	Percent of Total
Education	\$	80,899,498	47.6%
Operations	\$	28,971,902	17.0%
Referendum Operating	\$	26,224,450	15.4%
Debt Service	\$	26,307,700	15.5%
Exempt Debt Service	\$	7,714,000	4.5%
Total	\$	170,117,550	100.0%



Student Enrollment

Year	Fall ADM	Student Change	Percent Change
2025-26	10,100	-212	-2.06%
2024-25	10,312	-40	-0.39%
2023-24	10,352	-27	-0.26%
2022-23	10,379	-101	-0.96%
2021-22	10,480	111	0.95%
2020-21	10,369	-97	-0.93%
2019-20	10,466	18	0.17%
2018-19	10,448	27	0.26%
2017-18	10,421	184	1.28%
2016-17	10,289	230	2.29%
2015-16	10,059	564	1.94%
2014-15	9,496	185	1.51%
2013-14	9,355	186	2.05%
2012-13	9,170	187	1.84%



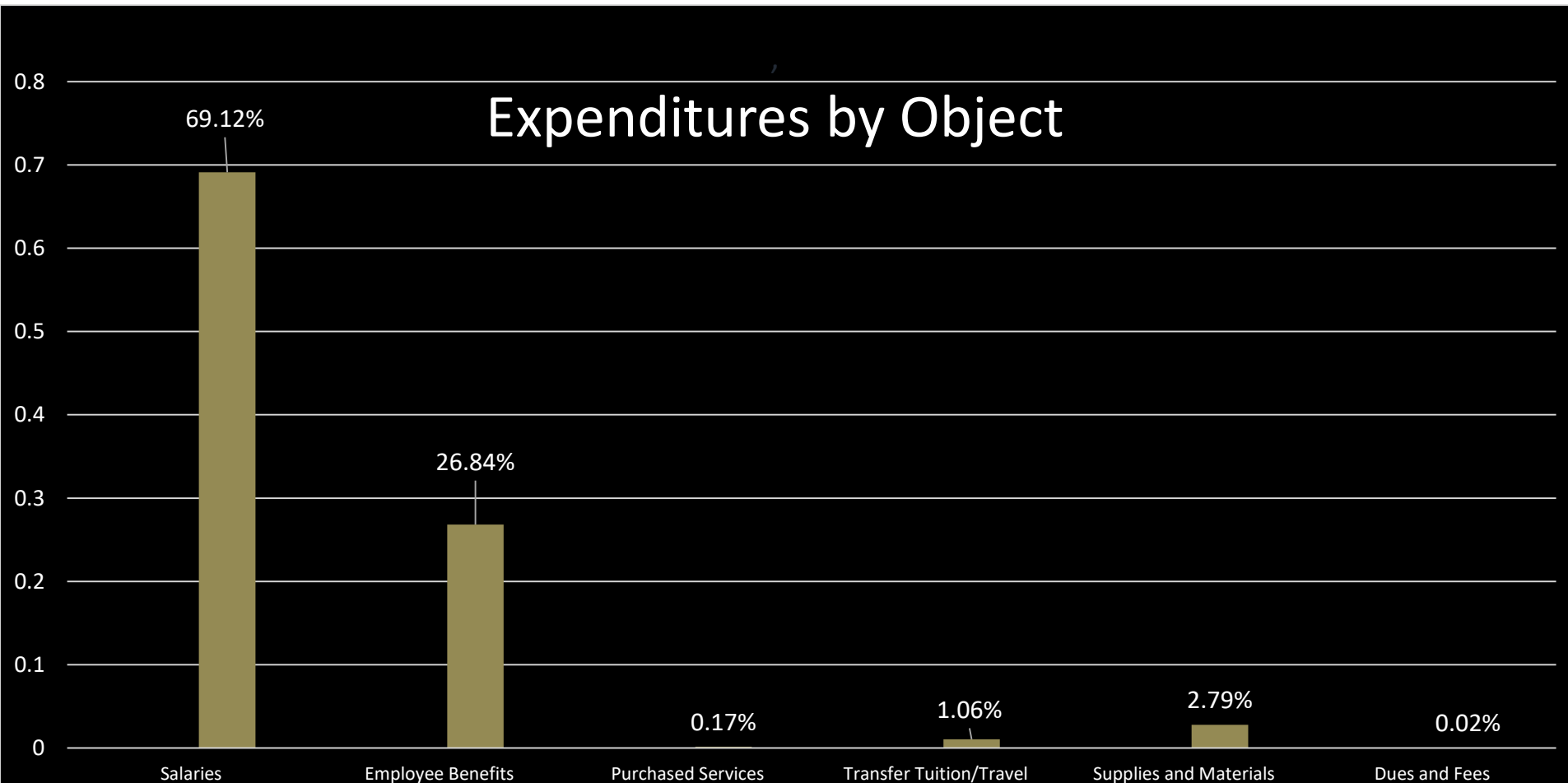
Education Fund: Estimated Revenues

Source of Revenue		Budget	Percent of Total
State Funding Formula	\$	85,041,351	98.09%
Summer School Reimbursement	\$	100,000	0.12%
Investment Income	\$	1,300,000	1.50%
Miscellaneous	\$	260,000	0.30%
Total	\$	86,701,351	100%



Education Fund: \$80,899,498

Uses \$4.4 million in fund balance, ends 2026 at 15% of budget



Property Taxes

Fund	Assessed Value		Rate		Levy	
	2025	2026	2025	2026	2025	2026
Education	-	-	-	-	-	-
Operations	5,350,930,880	5,625,603,524	0.3422	0.3386	18,310,885	19,047,771
Debt Service	5,350,930,880	5,625,603,524	0.4692	0.4625	25,106,568	26,018,416
Exempt Debt Service	6,244,807,574	6,665,592,139	0.1000	0.0800	6,244,808	5,332,474
Referendum Operating	6,244,807,574	6,665,592,139	0.3401	0.3700	21,238,591	24,662,691
TOTAL			1.2515	1.2511	\$ 70,900,851	\$ 75,061,351

*2026 AV increased 5.1% from 2025 (excluding overlapping TIF districts)

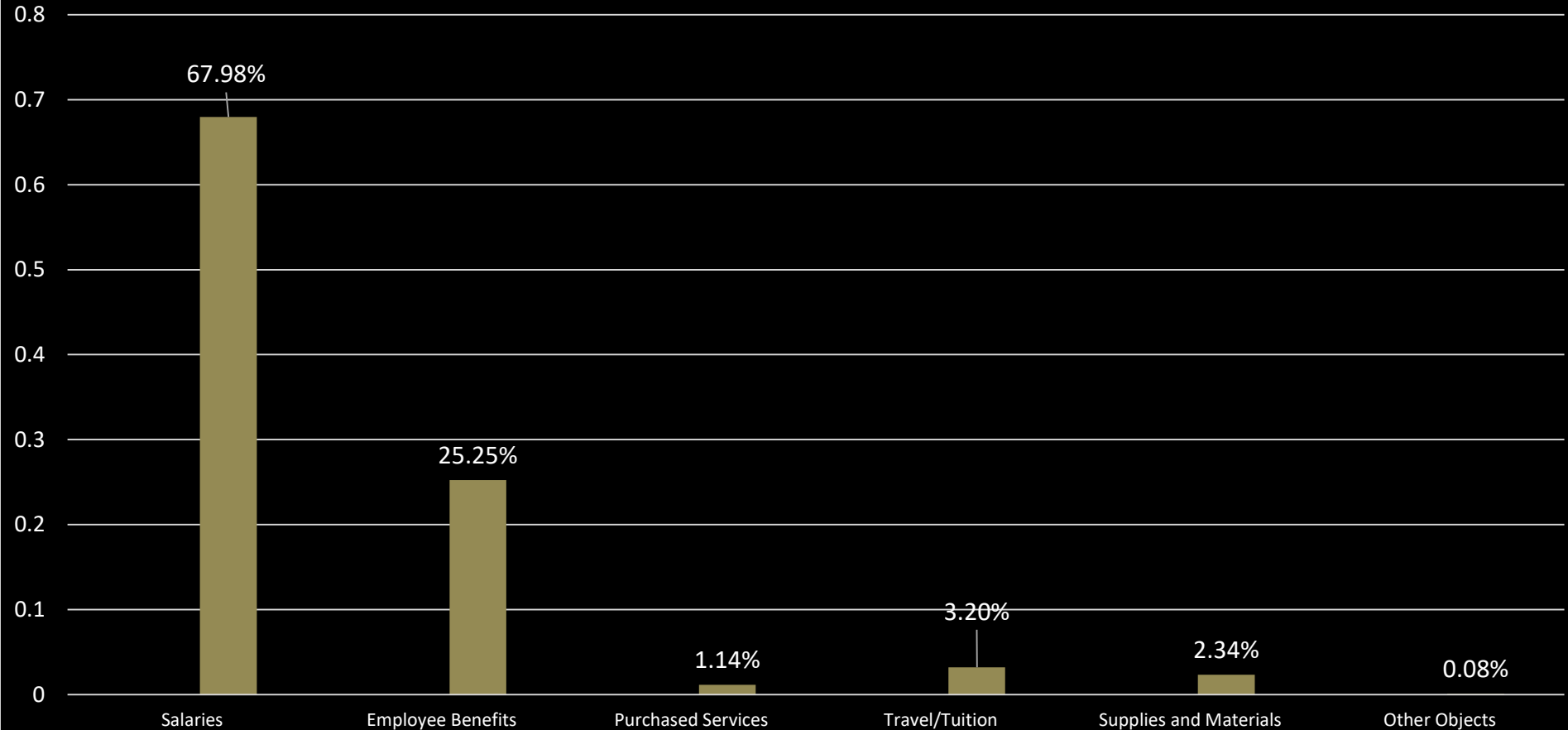
*2026 rates and levies reflect estimates until certified by the DLGF



Operating Referendum Fund: \$26,224,450

Uses \$427K in fund balance, ends 2026 at 22% of budget

Expenditures by Object



Debt Service: \$34,021,700

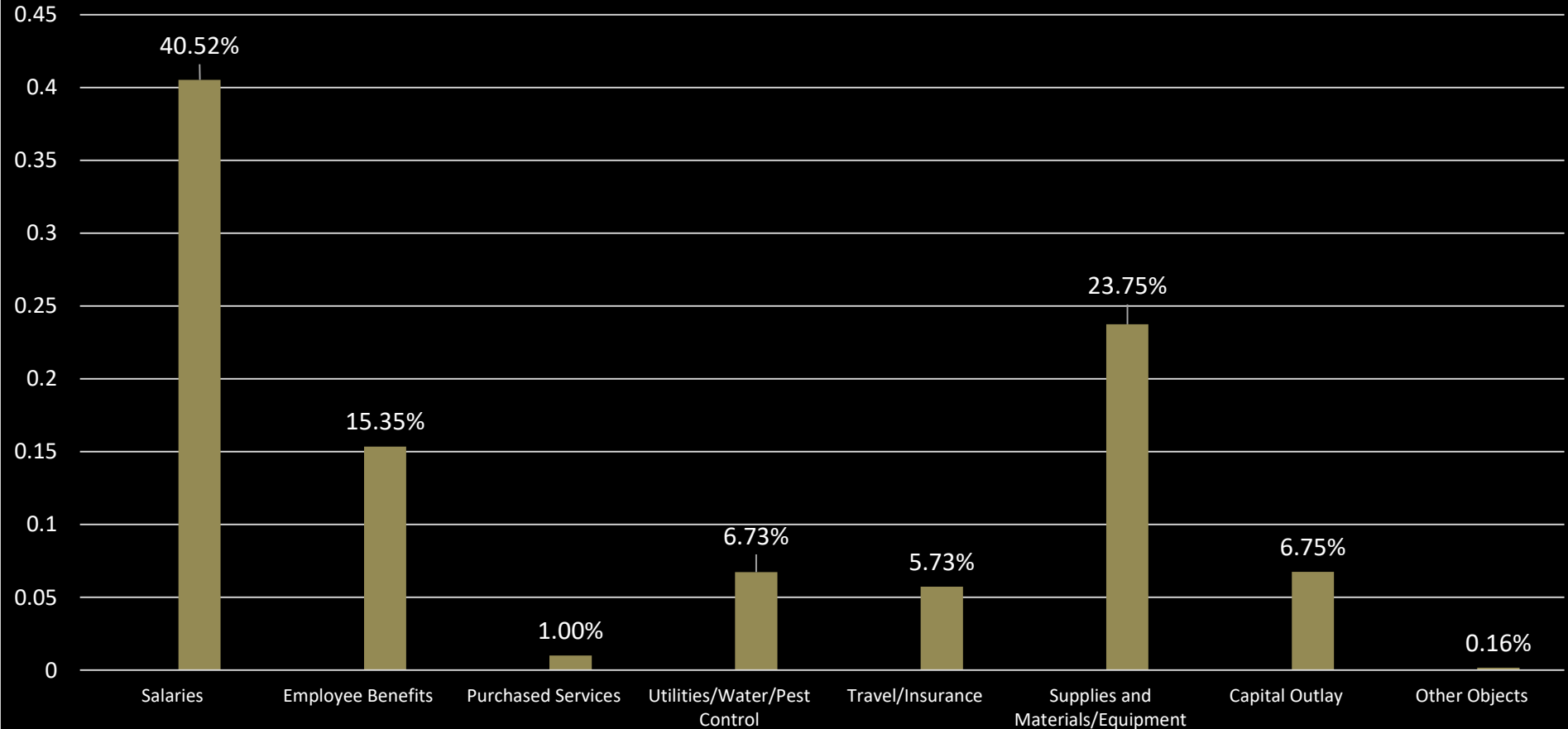
Bond Issue	2026 Debt Service	Percent of Total
<u>Debt Service Fund</u>		
2024 General Obligation Bonds	\$4,493,625	13.2%
2025 General Obligation Bonds	\$4,121,075	12.1%
Noblesville HS Bldg Corp Ad Valorem Property Tax First Mortgage Bonds, Series 2020	1,806,000	5.3%
Noblesville Multi-School Bldg Corp Ad Valorem Prop Tax First Mtg Bonds, Series 2020B	1,501,000	4.4%
Noblesville High School Bldg Corp Ad Valorem Property Tax FMB, Series 2018	990,000	2.9%
Noblesville Multi-School Bldg Corp First Mtg Refund/Improve Bonds, 2016	1,042,000	3.1%
Noblesville Multi-School Bldg Corp Ad Valorem Property ta FMB, Series 2018B	1,550,000	4.6%
AD VALOREM PROPERTY TAX FIRST MORTGAGE REFUNDING BONDS, SERIES 2023	3,829,000	11.3%
Multi-School Building Corp Ad Valorem Property Tax First Mortgage Refunding Bonds, Series 2015	1,450,000	4.3%
Noblesville Multi-School Building Corp Ad Valorem Prop Tax FMB, Series 2021	1,456,000	4.3%
Noblesville HS Bldg Corp Ad Valorem Property Tax First Mortgage Bonds, Series 2022	1,058,000	3.1%
Noblesville HS Building Corporation Property Tax First Mortgage Bonds, Series 2023	3,011,000	8.9%
TOTAL	\$26,307,700	77.3%
<u>Exempt Debt Service Fund</u>		
Noblesville Multi-School Bldg Corp Property Tax Crossover Refunding, Series 2017	5,192,000	15.3%
UNLIMITED AD VALOREM PROPERTY TAX FIRST MORTGAGE REFUNDING BONDS, SERIES 2023	2,522,000	7.4%
TOTAL	\$7,714,000	22.7%
TOTAL	\$34,021,700	100.0%



Operations Fund: \$28,971,902

Uses \$2.5 million in fund balance, ends 2026 at 18% of budget

Expenditures by Object



Operations Fund: Non-personnel

Expenditure Type		Budget	% of Total
Utilities and waste removal	\$	3,285,000	25.69%
Technology	\$	2,073,000	16.21%
Bus Purchases	\$	636,900	4.98%
Legal, transportation and other misc. services	\$	498,500	3.90%
Vehicle fuel, parts and tires	\$	1,020,000	7.98%
Insurance	\$	1,500,000	11.73%
Buildings & Grounds: equipment, maintenance and capital	\$	3,772,000	29.50%
Total		\$12,785,400	100%



Capital Equipment over \$10,000

Pursuant to I.C. 20-46-6-5

Noblesville Schools Technology and Capital Expenditure Plan - 2026

Pursuant to IC 20-40-18-6, Noblesville Schools has developed a list of all proposed capital expenditures that exceed \$10,000 in the annual budget

Technology Project Description	Estimated Start Date	Estimated End Date	Estimated Cost
1 NWMS, NC, PR laptop refresh + spares	1/1/2026	12/31/2026	\$ 261,000
2 2 AV Repair/Parts	1/1/2026	12/31/2026	\$ 75,000
3 LMC Replacements	1/1/2026	12/31/2026	\$ 50,000
4 60 machines and monitors for NWMS PLTW	1/1/2026	12/31/2026	\$ 60,000
5 30 machines - Harden Business @NHS	1/1/2026	12/31/2026	\$ 30,000
6 Lunch Managers (monitors/laptops)	1/1/2026	12/31/2026	\$ 15,000
7 NHS, HD Edge Switches	1/1/2026	12/31/2026	\$ 400,000
8 PR, HC, NC, AP upgrades	1/1/2026	12/31/2026	\$ 150,000
9 Outdoor APs at sports facilities	1/1/2026	12/31/2026	\$ 50,000
10 Hotspots	1/1/2026	12/31/2026	\$ 18,000
11 Server/SAN upgrades	1/1/2026	12/31/2026	\$ 100,000
12 MISC Network drops	1/1/2026	12/31/2026	\$ 50,000
14 NHS Band Room AV	1/1/2026	12/31/2026	\$ 50,000
15 Mac Mini app caching	1/1/2026	12/31/2026	\$ 14,000
16 Replacement iPad cases	1/1/2026	12/31/2026	\$ 35,000
17 USB C/lightning cables	1/1/2026	12/31/2026	\$ 34,000
18 West digital signage	1/1/2026	12/31/2026	\$ 10,000
19 NHS auditorium playback system	1/1/2026	12/31/2026	\$ 14,000
20 3000 iPads, cases, Apple Care, Apple pencils, spare cases	1/1/2026	12/31/2026	\$ 1,464,000
21 Large group Crestron installs	1/1/2026	12/31/2026	\$ 15,000
22 Wireless mic system	1/1/2026	12/31/2026	\$ 13,000
23 Laptop accessories	1/1/2026	12/31/2026	\$ 50,000

Equipment Description	Estimated Cost
1 Inverter Batteries - HS	\$ 30,000
3 Boiler Controls - HS	\$ 34,000
4 Small Floor Scrubber - HS	\$ 16,000
5 Zero Turn - WMS	\$ 17,000
6 Walk Behind Scrubber - NC	\$ 22,000
7 Large Floor Scrubber - SC	\$ 20,000
8 Carpet Scrubber - WR	\$ 18,000
9 Zero Turn - Maint.	\$ 17,000



Bus Replacement Plan

5 Year Replacement Plan pursuant to IC 20-40-18

Count of Buses	Bus Description	Year	Corp ID #	Type of Bus/Vehicle per DOE "TN"	Owned or Leased	2026	2027	2028	2029	2030
1	Thomas 36 Pass w/wheelchair	2012	58	C	owned	170,282				
2	Chevy Starcraft 24 Passenger W/Lift	2013	81	A	owned	139,255				
3	Chevy Starcraft 24 Passenger W/Lift	2014	83	A	owned	139,255				
4	Thomas Saf-T-Liner C2 78 Passenger	2014	78	C	owned	222,026				
5	Thomas Saf-T-Liner C2 78 Passenger	2014	79	C	owned	222,026				
6	Thomas Saf-T-Liner C2 78 Passenger	2014	113	C	owned	222,026				
7	Thomas Saf-T-Liner C2 78 Passenger	2014	114	C	owned	222,026				
8	Chevy Starcraft 24 Passenger W/Lift	2013	80	A	owned		145,251			
9	Chevy Starcraft 14 Pass activity	2015	A1	A	owned		118,237			
10	Thomas Saf-T-Liner C2 78 Passenger	2014	115	C	owned		177,345			
11	Thomas Saf-T-Liner C2 78 Passenger	2014	116	C	owned		177,345			
12	Thomas Saf-T-Liner C2 78 Passenger	2014	117	C	owned		177,345			
13	Thomas Saf-T-Liner C2 78 Passenger	2014	118	C	owned		177,345			
14	Chevy Starcraft 14 Pass activity	2015	A2	A	owned		118,237			
15	Chevy Starcraft 14 Pass activity	2015	A3	A	owned		118,237			
16	Chevy Starcraft 14 Pass activity	2015	A5	A	owned		118,237			
17	Chevy Starcraft 14 Pass activity	2015	A6	A	owned			118,237		
18	Thomas Saf-T-Liner C2 78 Passenger	2015	6	C	owned			177,345		
19	Thomas Saf-T-Liner C2 78 Passenger	2015	7	C	owned			177,345		
20	Thomas Saf-T-Liner C2 78 Passenger	2015	8	C	owned			177,345		
21	Thomas Saf-T-Liner C2 78 Passenger	2015	9	C	owned			177,345		
22	Thomas Saf-T-Liner C2 78 Passenger	2015	10	C	owned			177,345		
23	Chevy Starcraft 24 Passenger W/Lift	2015	3	A	owned			145,251		
24	Chevy Starcraft 24 Passenger W/Lift	2015	4	A	owned			145,251		
25	Chevy Starcraft 24 Passenger w/lift	2016	2	A	owned				145,251	
26	Chevy Starcraft 24 Passenger w/lift	2016	5	A	owned				145,251	
27	Thomas Saf-T-Liner C2 78 Passenger	2017	17	C	owned				177,345	
28	Thomas Saf-T-Liner C2 78 Passenger	2017	18	C	owned				177,345	
29	Thomas Saf-T-Liner C2 78 Passenger	2017	19	C	owned				177,345	
30	Thomas Saf-T-Liner C2 78 Passenger	2017	20	C	owned				177,345	
31	Thomas Saf-T-Liner C2 78 Passenger	2017	21	C	owned				177,345	
32	Chevy Starcraft 24 Passenger w/lift	2017	11	A	owned				145,251	
33	Thomas Saf-T-Liner C2 78 Passenger	2017	22	C	owned					177,345
34	Thomas Saf-T-Liner C2 78 Passenger	2017	23	C	owned					177,345
35	Thomas Saf-T-Liner C2 78 Passenger	2017	25	C	owned					177,345
36	Thomas Saf-T-Liner C2 78 Passenger	2017	36	C	owned					177,345
37	Thomas Saf-T-Liner C2 78 Passenger	2017	84	C	owned					177,345
38	Thomas Saf-T-Liner C2 78 Passenger	2017	85	C	owned					177,345
39	Chevy Starcraft 24 Passenger w/lift	2017	15	A	owned					145,251



Questions and Discussion



**NOBLESVILLE
SCHOOLS**

ENGAGE | INSPIRE | EMPOWER