

Family Engagement Survey_Spring_2025

run on 07/30/2025



surveys





Report Filters

School:

Spruce Creek High School

Race:

N/A

Grade:

N/A

Gender:

N/A

Ethnicity:

N/A

Tag:

N/A

AdvancED Certified Content

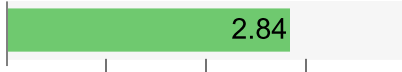
Report Summary

By Survey Section

Section Score | Network Average

Overall Score: 2.84

Network Average: N/A



Items: 2.84

Network Average: 0.0





Highest Scoring Items

C2: I know how to advocate for my student.



C15: The institution uses social media accounts to communicate with families about various events and news.




C8: Teachers provide access to assignments online so I can support my student at home.



C1: I receive newsletters or other materials with helpful parenting tips.




C17: My institution communicates information in ways that are easy for all families to understand.



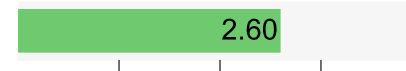


Lowest Scoring Items


C16: Teachers schedule conferences to share student learning progress with families.



C36: The institution asks for family input when changing rules or policies.



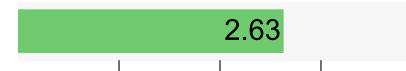
C11: Families share resources with each other to meet expectations of assignments students are completing at home.



C6: Teachers send home information about the knowledge and skills students are developing.



C4: My institution offers parenting workshops.



AdvancED Certified Content

Demographics

Number of Responses | Percentages of Total Responses

1. CHILDREN_FAMILY

1	402	78%
2	98	19%
3	1	2%
4	1	1%
6	0	0%

516 respondents

2. Years Attended

0-2	227	44%
3-5	185	36%
6+	104	20%

516 respondents



Family Engagement Survey_Spring_2025

run on 07/30/2025



Family Engagement Survey

Date(s): 12/31/1969 - 12/31/1969

1 survey(s) 516 response(s)



AdvancED Certified Content

A. Instructions

Strongly Agree Agree Disagree Strongly Disagree

C. Items

Section score: 2.84 Network average: N/A

	4	3	2	1
	Number of Responses			
	Percentage of Total Responses			
1. I receive newsletters or other materials with helpful parenting tips.	189	222	79	26
	37%	43%	15%	5%
516 respondents				
2. I know how to advocate for my student.	237	224	44	11
	46%	43%	9%	2%
516 respondents				
3. My institution has a family resource center and/or a staff member assigned to working with families.	126	258	103	29
	24%	50%	20%	6%
516 respondents				
4. My institution offers parenting workshops.	80	211	178	47
	16%	41%	34%	9%
516 respondents				
5. I am included in making decisions about what parenting programs and services are offered at my institution.	101	195	168	52
	20%	38%	33%	10%
516 respondents				

6. Teachers send home information about the knowledge and skills students are developing.	99	196	151	70
	19%	38%	29%	14%
	516 respondents			
7. My institution provides resources to help me support my student's learning at home.	120	228	112	56
	23%	44%	22%	11%
	516 respondents			
8. Teachers provide access to assignments online so I can support my student at home.	177	251	61	27
	34%	49%	12%	5%
	516 respondents			
9. The institution provides access to curriculum materials for use at home.	161	258	65	32
	31%	50%	13%	6%
	516 respondents			
10. I work with my student's teachers to support her/his learning goals.	124	247	107	38
	24%	48%	21%	7%
	516 respondents			
11. Families share resources with each other to meet expectations of assignments students are completing at home.	92	198	165	61
	18%	38%	32%	12%
	516 respondents			
12. Families work with institution leaders and teachers to create expectations for supporting student learning at home.	101	226	136	53
	20%	44%	26%	10%
	516 respondents			
13. Teachers regularly post information online or send home a newsletter.	126	195	139	56
	24%	38%	27%	11%
	516 respondents			

14. Teachers keep me informed about how my student performs on various assessments and assignments.	114	206	130	66
	22%	40%	25%	13%
516 respondents				
15. The institution uses social media accounts to communicate with families about various events and news.	177	264	52	23
	34%	51%	10%	4%
516 respondents				
16. Teachers schedule conferences to share student learning progress with families.	89	160	169	98
	17%	31%	33%	19%
516 respondents				
17. My institution communicates information in ways that are easy for all families to understand.	156	277	49	34
	30%	54%	9%	7%
516 respondents				
18. Teachers contact families as needed to share information regarding student learning and/or behavior.	114	232	99	71
	22%	45%	19%	14%
516 respondents				
19. The institution asks families for their ideas on the best way to communicate news and information.	105	230	126	55
	20%	45%	24%	11%
516 respondents				
20. The teachers and leaders at the institution are available for conversations when it's convenient for families.	118	269	80	49
	23%	52%	16%	9%
516 respondents				
21. Families communicate with each other to support institution events.	89	262	120	45
	17%	51%	23%	9%
516 respondents				

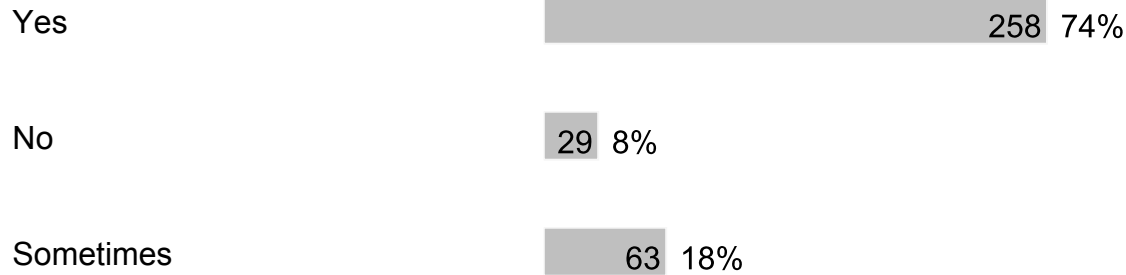
22. Families have the opportunity to share concerns with institution leaders.	126	264	88	38
	24%	51%	17%	7%
516 respondents				
23. The institution notifies families when volunteers are needed.	147	255	78	36
	28%	49%	15%	7%
516 respondents				
24. The institution provides volunteer training to families.	91	238	145	42
	18%	46%	28%	8%
516 respondents				
25. All families are given the opportunity to volunteer their time and talents.	138	254	90	34
	27%	49%	17%	7%
516 respondents				
26. The institution works around families' availability and interests when creating volunteering opportunities.	100	269	103	44
	19%	52%	20%	9%
516 respondents				
27. Families are encouraged to volunteer in the classroom or at institution events.	98	252	118	48
	19%	49%	23%	9%
516 respondents				
28. The institution allows families to lead volunteer efforts.	99	259	110	48
	19%	50%	21%	9%
516 respondents				
29. The institution lets families know when rules, routines, and/or practices have been changed.	152	269	63	32
	29%	52%	12%	6%
516 respondents				

30. My institution has an active family advisory council or other family committee.	128	231	120	37
	25%	45%	23%	7%
516 respondents				
31. All families are given the opportunity to participate on institution committees.	117	253	106	40
	23%	49%	21%	8%
516 respondents				
32. The institution provides training and information on continuous improvement practices.	97	237	138	44
	19%	46%	27%	9%
516 respondents				
33. The institution and other families recruit new family leaders to participate on institution committees.	103	231	139	43
	20%	45%	27%	8%
516 respondents				
34. Families are part of setting the vision, mission, and goals at my institution.	104	221	145	46
	20%	43%	28%	9%
516 respondents				
35. Families have the opportunity to review instructional materials and give feedback.	98	203	153	62
	19%	39%	30%	12%
516 respondents				
36. The institution asks for family input when changing rules or policies.	86	203	162	65
	17%	39%	31%	13%
516 respondents				

Family Engagement Survey_Spring_2025

D. Title 1

1. Does your child's school have a welcoming environment?



350 respondents

2. Does your child's school review the School – Parent Compact with you?



336 respondents

3. Are you aware of your child's school Parent & Family Engagement Plan (PFEP)?



No 182 54%

336 respondents

4. Are you aware that you may request information regarding a teachers' professional qualifications?

Yes 180 54%

No 156 46%

336 respondents

5. Are you aware that your child attends a Title I school which provides additional programs?

Yes 231 69%

No 102 31%

333 respondents

6. Were activities that you participated in at your child's school helpful?

Yes 188 56%

No 24 7%

I did not participate in any activities 122 37%

334 respondents

7. Did you attend the Title I meeting at your child's school?

Yes 48 14%

No



334 respondents