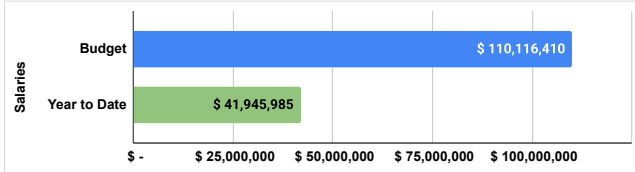


Evanston Skokie CCSD 65
Budget-to-Actual Expenditure Monitoring (All Funds)
As of December 31, 2025
Fiscal Year Elapsed: 50% (July - December)

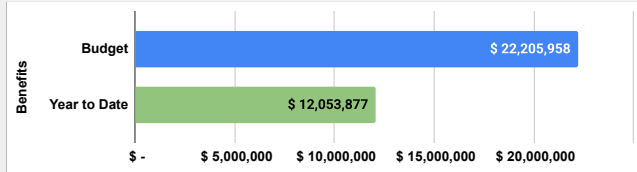
Salaries

Budget \$ 110,116,410
 Year to Date \$ 41,945,985 **38.09%**



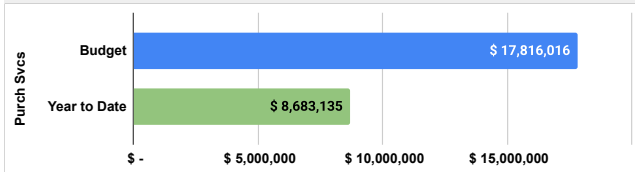
Benefits

Budget \$ 22,205,958
 Year to Date \$ 12,053,877 **54.28%**



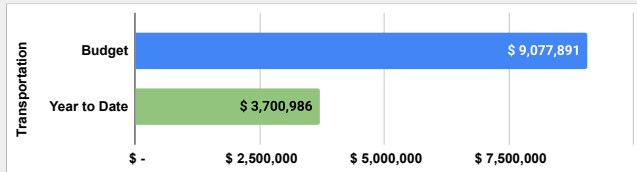
Purchased Services (excluding Transportation)

Budget \$ 17,816,016
 Year to Date \$ 8,683,135 **48.74%**



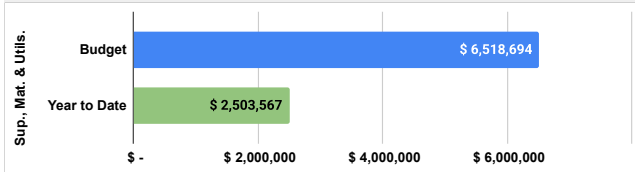
Purchased Services - Transportation

Budget \$ 9,077,891
 Year to Date \$ 3,700,986 **40.77%**



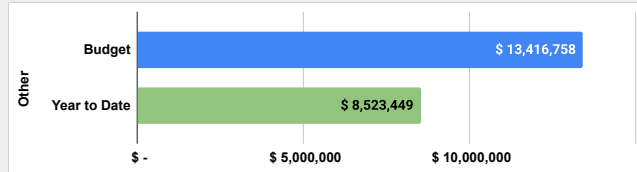
Supplies, Materials & Utilities

Budget \$ 6,518,694
 Year to Date \$ 2,503,567 **38.41%**



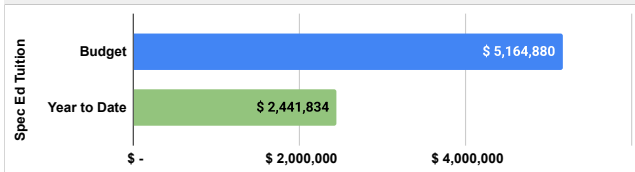
Capital Outlay, Non-Capitalized Equipment, Debt Service & Other

Budget \$ 13,416,758
 Year to Date \$ 8,523,449 **63.53%**



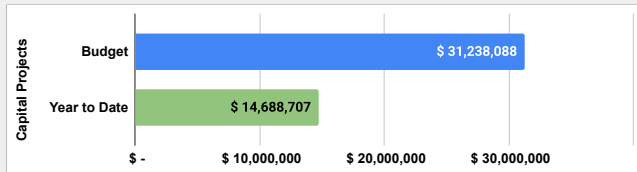
Special Education Tuition

Budget \$ 5,164,880
 Year to Date \$ 2,441,834 **47.28%**



Capital Projects (Foster School and Districtwide)

Budget \$ 31,238,088
 Year to Date \$ 14,688,707 **47.02%**



Note: Expenditure patterns vary by category due to seasonality, contractual timing, and project schedules. Percentages shown reflect timing as well as variance.