


K-5 Guide to E-Learning



Schoology

1. Go to avon-schools.org. Click the [Students](#) tab and scroll down to click the [Schoology](#) app. 



2. On the Microsoft login page, sign in with:


Email: studentID#@students.avon-schools.org

(example: 40001234@students.avon-schools.org)

K-4th Grade Password: school-provided


5th Grade Password: created by student

3. Click on [Courses](#) then select the course called [Homeroom](#). 



4. Teachers will give directions on what to do.

Clever

1. Go to avon-schools.org. Click the [Students](#) tab and scroll down to click the [Clever](#) app. 



2. Click [Log in with Active Directory](#), then sign in with:

Username: student ID#

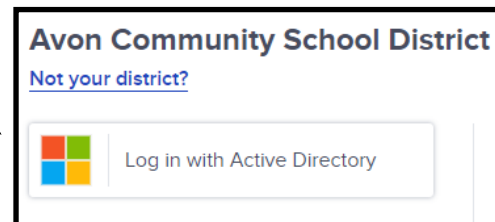
(example: 40001234)

K-4th Grade Password: school-provided

5th Grade Password: created by student

3. Click on any app to open it. No extra sign-in needed.

4. Teachers will give directions on what to do.



Troubleshooting Tips

- ⇒ Use Google Chrome or Firefox web browsers. Do not use Edge browser.
- ⇒ Sign out of any other Google or Microsoft accounts.
- ⇒ Clear browser history and cache.
- ⇒ Try using an Incognito or InPrivate web browser window.

Find more login information and tips at avon-schools.org/students.