

LEA Name : Schuylkill Valley SD
Address : 929 Lakeshore Drive
Leesport , PA 19533

County : Berks
AUN Number : 114067503
LEA Type : SD

Annual Financial Report Accuracy Certification Statement

For Fiscal Year Ending

6/30/2025

Pennsylvania Department of Education

&

Office of Comptroller Operations

PDE-2056: Intermediate Unit

PDE-2057: School District, AVTS/CTC, Charter School,
and Special Program Jointure


CERTIFICATION: By signing this page I agree that the electronic data submitted is a complete and accurate statement of the financial operations and status of the local education agency for the fiscal year. It has been prepared in accordance with generally accepted accounting principles and established Commonwealth of PA reporting guidelines.



Chief School Administrator Signature

11-10-2025

Date



Board Secretary Signature

11-10-2025

Date

Kristen Wallace

Contact Person

(610)916-5444

Ext :

Contact Person Telephone Number

kwallace@schuylkillvalley.org

Contact Person E-mail Address

Contact Person Fax Number

Audit Certification
Annual Financial Report:
For Fiscal Year Ending **6/30/2025**
(Pursuant to PA School Code Section 218(b))


LEA Name : Schuylkill Valley SD
AUN Number : 114067503
County : Berks

Audit Certification Due: 12/31/2025

This certification is applicable to the Annual Financial Report data submitted through the Consolidated Financial Reporting System (CFRS).

CERTIFICATION: By signing this page I agree that the financial statements of the school have been properly audited as noted above pursuant to Article XXIV, and in the auditor's professional opinion, the Annual Financial Report (PDE-2057) submitted through CFRS is materially consistent with the audited financial statements.


Chief School Administrator



Signature

11-10-2025
Date

Board Secretary



Signature

11-10-2025
Date

Kristen Wallace

Contact Person

kwallace@schuylkillvalley.org

Contact Person E-mail Address

(610)916-5444

Ext :

Contact Person Telephone Number

Contact Person Fax Number

<u>Val Number</u>	<u>Description</u>	<u>Justification</u>
10150	<p>NAG: Balance Sheet Govt Funds:Data has been entered for Fund 32, Line 0400 - Due to Other Funds. Since transfers out of Fund 32 are not allowed, this line should only be utilized when recording transactions related to interfund reimbursements. Please make corrections or provide a brief explanation of the interfund reimbursement which includes confirmation that the associated expenditure(s) has also been properly reported in Fund 32.</p> <p>NAG Fund 32, Line 0400: \$3,198.00</p>	<p>These expenditures should have been on Fund 32, an entry was drafted to move the expenditures to the proper fund as an interfund reimbursement.</p>
12195	<p>REG: Current Year AFR Beginning Fund Balance must equal Prior Year AFR Ending Fund Balance. Justifications to this error must fully explain the situation that prompted a fund balance restatement. "Auditor Adjustment" is not a sufficient justification.</p> <p>Total Govt Funds, Beg Bal: \$15,045,440.00 PY Ending Bal, Govt Funds: \$15,059,029.00</p>	<p>The difference is \$13,593 which was an expense classification from 23-24 for student transportation that was put in after the AFR was submitted. It went against accounts payable.</p>
12196	<p>REG - Fund 10: Current Year AFR Beginning Fund Balance must equal Prior Year AFR Ending Fund Balance. Justifications to this error must fully explain the situation that prompted a fund balance restatement. "Auditor Adjustment" is not a sufficient justification.</p> <p>REG Fund 10, Beg Fund Bal: \$4,420,044.00 PY Ending Fund Balance: \$5,525,698.00</p>	<p>This difference is a combination of the \$13,593 (explained above under 12195) and \$1,092,061 which is the transfer to capital reserve that was done in February once the audit was final. The AFR was not re-opened to adjust for this.</p>
12206	<p>REG - Fund 32: Current Year AFR Beginning Fund Balance must equal Prior Year AFR Ending Fund Balance. Justifications to this error must fully explain the situation that prompted a fund balance restatement. "Auditor Adjustment" is not a sufficient justification.</p> <p>REG Fund 32, Beg Fund Bal: \$4,787,581.00 PY Ending Fund Balance: \$3,695,520.00</p>	<p>This difference is \$1,092,061 which is the transfer to capital reserve (from general fund YE surplus) that was done in February once the audit was final. The AFR was not re-opened to adjust for this.</p>
30116	<p>Revenue Detail: A large amount has been reported as Earnings on Investments in Fund 32, account 6500, which should only include interest and/or dividend earnings. Correct or provide a brief explanation of the revenue reported.</p> <p>Revenue Detail 6500, Fund 32: \$160,338.01</p>	<p>Interest/Dividend earnings.</p>
50410	<p>SESS - 2140 Psychological Services: SESS Schedule amounts for Special Education vary from prior year by 40% or more. Correct the data or enter a justification.</p> <p>SESS Schedule 2140: \$402,511.33 Prior Year SESS Schedule 2140: \$208,034.41</p>	<p>We continued to utilize contracted services for Psychologist vacancies for the 24-25 year.</p>

50450 SESS - 2350 Legal and Accounting Services: SESS Schedule amounts for Special Education vary from prior year by 40% or more. Correct the data or enter a justification.

Multiple settlement agreement legal fees in 24-25.

SESS Schedule 2350: \$50,581.32
Prior Year SESS Schedule 2350: \$29,951.94

50460 SESS - 2420 Medical Services: SESS Schedule amounts for Special Education vary from prior year by 40% or more. Correct the data or enter a justification.

Very little to no nursing contracted services needed during 24-25.

SESS Schedule 2420: \$-504.00
Prior Year SESS Schedule 2420: \$6,268.00

Amounts Expressed in Whole Dollars	<u>General Fund</u> <u>(10)</u>	<u>Student Sponsored</u> <u>Activity Fund</u> <u>(21)</u>	<u>Public Purpose Trust</u> <u>(27)</u>	<u>Other Compt Approved</u> <u>(28)</u>	<u>Athletic / Activity</u> <u>(29)</u>
Assets And Deferred Outflows Of Resources					
Assets					
0100 Cash and Cash Equivalents	1,507,485	111,557	262,397		
0110 Investments	3,418,208				
0120 Taxes Receivable	761,345				
0130 Due From Other Funds	2,682				
0141 Due From Other Governments	150,978				
0142 State Revenue Receivable	1,667,053				
0143 Federal Revenue Receivable	222,310				
0145 Other Intergovernmental Revenue Receivable					
0146 Due from Primary Government					
0147 Due from Component Unit					
0150 Other Receivables	31,371	2,275			
0170 Inventories					
0180 Prepaid Expenses (Expenditures)					
0190 Other Current Assets					
Total Assets	\$7,761,432	\$113,832	\$262,397		
0910 Deferred Outflows of Resources					
Total Assets And Deferred Outflows Of Resources	\$7,761,432	\$113,832	\$262,397		

Amounts Expressed in Whole Dollars

Capital Reserve (690.1850) Capital Reserve (1431)(32) Other Capital Projects Fund (39) Debt Service (40) Permanent (90)

Assets And Deferred Outflows Of Resources

Assets

0100 Cash and Cash Equivalents		4,841,321	3,265,567		
0110 Investments					
0120 Taxes Receivable					
0130 Due From Other Funds			3,198		
0141 Due From Other Governments					
0142 State Revenue Receivable					
0143 Federal Revenue Receivable					
0145 Other Intergovernmental Revenue Receivable					
0146 Due from Primary Government					
0147 Due from Component Unit					
0150 Other Receivables					
0170 Inventories					
0180 Prepaid Expenses (Expenditures)					
0190 Other Current Assets					
Total Assets		\$4,841,321	\$3,268,765		
0910 Deferred Outflows of Resources					
Total Assets And Deferred Outflows Of Resources		\$4,841,321	\$3,268,765		

Amounts Expressed in Whole Dollars

Total Governmental Funds

Assets And Deferred Outflows Of Resources

Assets	
0100 Cash and Cash Equivalents	9,988,327
0110 Investments	3,418,208
0120 Taxes Receivable	761,345
0130 Due From Other Funds	5,880
0141 Due From Other Governments	150,978
0142 State Revenue Receivable	1,667,053
0143 Federal Revenue Receivable	222,310
0145 Other Intergovernmental Revenue Receivable	
0146 Due from Primary Government	
0147 Due from Component Unit	
0150 Other Receivables	33,646
0170 Inventories	
0180 Prepaid Expenses (Expenditures)	
0190 Other Current Assets	
Total Assets	\$16,247,747
0910 Deferred Outflows of Resources	
Total Assets And Deferred Outflows Of Resources	\$16,247,747

Amounts Expressed in Whole Dollars

	<u>General Fund</u> <u>(10)</u>	<u>Student Sponsored</u> <u>Activity Fund</u> <u>(21)</u>	<u>Public Purpose Trust</u> <u>(27)</u>	<u>Other Compt Approved</u> <u>(28)</u>	<u>Athletic / Activity</u> <u>(29)</u>
Liabilities And Deferred Inflows Of Resources And Fund Balances					
Liabilities					
0400 Due to Other Funds	91,511	2,106			
0411 Due to Other Governments					
0412 Due to Primary Government					
0413 Due to Component Unit					
0420 Accounts Payable	430,199	5,679			
0430 Contracts Payable					
0440 Current Portion of Long-Term Debt					
0450 Short-Term Payables					
0461 Accrued Salaries and Benefits	1,892,385				
0462 Payroll Deductions and Withholding	2,114,250				
0480 Unearned Revenues					
0490 Other Current Liabilities	218,186				
Total Liabilities	\$4,746,531	\$7,785			
0950 Deferred Inflows of Resources	347,722				
Fund Balances					
0810 Nonspendable Fund Balance					
0820 Restricted Fund Balance	74,578	106,047	262,397		
0830 Committed Fund Balance	50,000				
0840 Assigned Fund Balance	730,422				
0850 Unassigned Fund Balance	1,812,179				
Total Fund Balances	\$2,667,179	\$106,047	\$262,397		
Total Liabilities, Deferred Inflows Of Resources And Fund Balances	\$7,761,432	\$113,832	\$262,397		

Amounts Expressed in Whole Dollars	<u>Capital Reserve (690.</u> <u>1850)</u> <u>(31)</u>	<u>Capital Reserve (1431)</u> <u>(32)</u>	<u>Other Capital Projects</u> <u>Fund</u> <u>(39)</u>	<u>Debt Service</u> <u>(40)</u>	<u>Permanent</u> <u>(90)</u>
Liabilities And Deferred Inflows Of Resources And Fund Balances					
Liabilities					
0400 Due to Other Funds		3,198			
0411 Due to Other Governments					
0412 Due to Primary Government					
0413 Due to Component Unit					
0420 Accounts Payable		34,728	22,278		
0430 Contracts Payable					
0440 Current Portion of Long-Term Debt					
0450 Short-Term Payables					
0461 Accrued Salaries and Benefits					
0462 Payroll Deductions and Withholding					
0480 Unearned Revenues					
0490 Other Current Liabilities					
Total Liabilities		\$37,926	\$22,278		
0950 Deferred Inflows of Resources					
Fund Balances					
0810 Nonspendable Fund Balance					
0820 Restricted Fund Balance		4,803,395	3,246,487		
0830 Committed Fund Balance					
0840 Assigned Fund Balance					
0850 Unassigned Fund Balance					
Total Fund Balances		\$4,803,395	\$3,246,487		
Total Liabilities, Deferred Inflows Of Resources And Fund Balances		\$4,841,321	\$3,268,765		

Amounts Expressed in Whole Dollars

Total Governmental Funds

Liabilities And Deferred Inflows Of Resources And Fund Balances

Liabilities

0400 Due to Other Funds	96,815
0411 Due to Other Governments	
0412 Due to Primary Government	
0413 Due to Component Unit	
0420 Accounts Payable	492,884
0430 Contracts Payable	
0440 Current Portion of Long-Term Debt	
0450 Short-Term Payables	
0461 Accrued Salaries and Benefits	1,892,385
0462 Payroll Deductions and Withholding	2,114,250
0480 Unearned Revenues	
0490 Other Current Liabilities	218,186

Total Liabilities \$4,814,520

0950 Deferred Inflows of Resources	347,722
------------------------------------	---------

Fund Balances

0810 Nonspendable Fund Balance	
0820 Restricted Fund Balance	8,492,904
0830 Committed Fund Balance	50,000
0840 Assigned Fund Balance	730,422
0850 Unassigned Fund Balance	1,812,179

Total Fund Balances \$11,085,505

Total Liabilities, Deferred Inflows Of Resources And Fund Balances \$16,247,747

Amounts Expressed in Whole Dollars	<u>General Fund</u> <u>(10)</u>	<u>Student Sponsored</u> <u>Activity Fund</u> <u>(21)</u>	<u>Public Purpose Trust</u> <u>(27)</u>	<u>Other Compt Approved</u> <u>(28)</u>	<u>Athletic / Activity</u> <u>(29)</u>
Revenues					
6000 Revenue from Local Sources	34,514,111	191,454	18,618		
7000 Revenue from State Sources	12,435,039				
8000 Revenue from Federal Sources	1,095,585				
Total Revenues	\$48,044,735	\$191,454	\$18,618		
Expenditures					
1000 Instruction	28,488,160				
2000 Support Services	15,673,566				
3000 Operation of Non-Instructional Services	2,334,113	196,009	7,050		
4000 Facilities Acquisition, Construction and Improvement Services					
5110 Debt Service	3,169,183				
5130 Refund of Prior Year Revenues / Receipts					
5140 Leases and Other Right-to-Use Arrangements	151,213				
Total Expenditures	\$49,816,235	\$196,009	\$7,050		
Excess (Deficiency) Of Revenues Over Expenditures	(\$1,771,500)	(\$4,555)	\$11,568		
Other Financing Sources (Uses)					
9110 Face Value of Bonds Issued					
9120 Proceeds from Refunding of Bonds					
9130 Bond Premiums					
9200 Proceeds from Extended Term Financing, Leases, and Other Right-to-Use Arrangements					
9300 Interfund Transfers - IN			6,500		
9400 Sale of or Compensation for Loss of Fixed Assets	1,467				
9710 Transfers from Component Units					
9720 Transfers from Primary Governments					
9910 Other Financing Sources Not Listed in the 9000 Series					
9990 Insurance Recoveries	17,168				
5120 Debt Service – Refunded Bonds					
5150 Bond Discounts					
5200 Interfund Transfers – Out		6,500			
5300 Transfers Out to Component Units/Primary Governments					
Total Other Financing Sources (Uses)	\$18,635	(\$6,500)	\$6,500		

Amounts Expressed in Whole Dollars	<u>Capital Reserve (690.1850)</u> <u>(31)</u>	<u>Capital Reserve (1431)</u> <u>(32)</u>	<u>Other Capital Projects</u> <u>Fund</u> <u>(39)</u>	<u>Debt Service</u> <u>(40)</u>	<u>Permanent</u> <u>(90)</u>
Revenues					
6000 Revenue from Local Sources		160,338	178,588		
7000 Revenue from State Sources					
8000 Revenue from Federal Sources					
Total Revenues		\$160,338	\$178,588		
Expenditures					
1000 Instruction					
2000 Support Services		141,326	121		
3000 Operation of Non-Instructional Services					
4000 Facilities Acquisition, Construction and Improvement Services		3,198	2,408,365		
5110 Debt Service					
5130 Refund of Prior Year Revenues / Receipts					
5140 Leases and Other Right-to-Use Arrangements					
Total Expenditures		\$144,524	\$2,408,486		
Excess (Deficiency) Of Revenues Over Expenditures		\$15,814	(\$2,229,898)		
Other Financing Sources (Uses)					
9110 Face Value of Bonds Issued					
9120 Proceeds from Refunding of Bonds					
9130 Bond Premiums					
9200 Proceeds from Extended Term Financing, Leases, and Other Right-to-Use Arrangements					
9300 Interfund Transfers - IN					
9400 Sale of or Compensation for Loss of Fixed Assets					
9710 Transfers from Component Units					
9720 Transfers from Primary Governments					
9910 Other Financing Sources Not Listed in the 9000 Series					
9990 Insurance Recoveries					
5120 Debt Service – Refunded Bonds					
5150 Bond Discounts					
5200 Interfund Transfers – Out					
5300 Transfers Out to Component Units/Primary Governments					
Total Other Financing Sources (Uses)					

Amounts Expressed in Whole Dollars	<u>Total Governmental Funds</u>
Revenues	
6000 Revenue from Local Sources	35,063,109
7000 Revenue from State Sources	12,435,039
8000 Revenue from Federal Sources	1,095,585
Total Revenues	\$48,593,733
Expenditures	
1000 Instruction	28,488,160
2000 Support Services	15,815,013
3000 Operation of Non-Instructional Services	2,537,172
4000 Facilities Acquisition, Construction and Improvement Services	2,411,563
5110 Debt Service	3,169,183
5130 Refund of Prior Year Revenues / Receipts	
5140 Leases and Other Right-to-Use Arrangements	151,213
Total Expenditures	\$52,572,304
Excess (Deficiency) Of Revenues Over Expenditures	(\$3,978,571)
Other Financing Sources (Uses)	
9110 Face Value of Bonds Issued	
9120 Proceeds from Refunding of Bonds	
9130 Bond Premiums	
9200 Proceeds from Extended Term Financing, Leases, and Other Right-to-Use Arrangements	
9300 Interfund Transfers - IN	6,500
9400 Sale of or Compensation for Loss of Fixed Assets	1,467
9710 Transfers from Component Units	
9720 Transfers from Primary Governments	
9910 Other Financing Sources Not Listed in the 9000 Series	
9990 Insurance Recoveries	17,168
5120 Debt Service – Refunded Bonds	
5150 Bond Discounts	
5200 Interfund Transfers – Out	6,500
5300 Transfers Out to Component Units/Primary Governments	
Total Other Financing Sources (Uses)	\$18,635

Amounts Expressed in Whole Dollars	<u>General Fund</u> <u>(10)</u>	<u>Student Sponsored</u> <u>Activity Fund</u> <u>(21)</u>	<u>Public Purpose Trust</u> <u>(27)</u>	<u>Other Compt Approved</u> <u>(28)</u>	<u>Athletic / Activity</u> <u>(29)</u>
Special And Extraordinary Items					
9920 Special Items – Gains					
9930 Extraordinary Items – Gains					
5520 Special Items – Losses					
5530 Extraordinary Items – Losses					
Net Change In Fund Balances	(\$1,752,865)	(\$11,055)	\$18,068		
Fund Balance					
0001 Fund Balance - Beginning of Fiscal Year	4,420,044	117,101	244,329		
Fund Balance - End Of Year	\$2,667,179	\$106,046	\$262,397		

Amounts Expressed in Whole Dollars	<u>Capital Reserve (690.</u> <u>1850)</u> <u>(31)</u>	<u>Capital Reserve (1431)</u> <u>(32)</u>	<u>Other Capital Projects</u> <u>Fund</u> <u>(39)</u>	<u>Debt Service</u> <u>(40)</u>	<u>Permanent</u> <u>(90)</u>
Special And Extraordinary Items					
9920 Special Items – Gains					
9930 Extraordinary Items – Gains					
5520 Special Items – Losses					
5530 Extraordinary Items – Losses					
Net Change In Fund Balances		\$15,814	(\$2,229,898)		
Fund Balance					
0001 Fund Balance - Beginning of Fiscal Year		4,787,581	5,476,385		
Fund Balance - End Of Year		\$4,803,395	\$3,246,487		

Amounts Expressed in Whole Dollars	<u>Total Governmental Funds</u>
Special And Extraordinary Items	
9920 Special Items – Gains	
9930 Extraordinary Items – Gains	
5520 Special Items – Losses	
5530 Extraordinary Items – Losses	
Net Change In Fund Balances	(\$3,959,936)
Fund Balance	
0001 Fund Balance - Beginning of Fiscal Year	15,045,440
Fund Balance - End Of Year	\$11,085,504

Amounts Expressed in Whole Dollars	<u>Food Service</u> <u>(51)</u>	<u>Child Care</u> <u>Operations</u> <u>(52)</u>	<u>Other Enterprise</u> <u>(58)</u>	<u>TOTAL</u>	<u>Internal Service</u> <u>(60)</u>
Assets And Deferred Outflows Of Resources					
Current Assets					
0100 Cash and Cash Equivalents	1,285,791			1,285,791	
0110 Investments					
0130 Due From Other Funds	91,511			91,511	
0141 Due From Other Governments					
0142 State Revenue Receivable	4,951			4,951	
0143 Federal Revenue Receivable	9,101			9,101	
0146 Due from Primary Government					
0147 Due from Component Unit					
0150 Other Receivables	2,351			2,351	
0170 Inventories	22,860			22,860	
0180 Prepaid Expenses (Expenditures)					
0190 Other Current Assets	247,150			247,150	
Total Current Assets	\$1,663,715			\$1,663,715	
Noncurrent Assets					
0211 Land					
0212 Site Improvements (Net)					
0220 Buildings and Building Improvements (Net)					
0230 Tangible Property and Intangible Right-To-Use Assets (Net)	119,523			119,523	
0250 Construction in Progress	13,000			13,000	
0260 Long Term Prepayments					
0290 Other Noncurrent Assets					
Total Noncurrent Assets	\$132,523			\$132,523	
0910 Deferred Outflows of Resources					
Total Assets And Deferred Outflows Of Resources	\$1,796,238			\$1,796,238	

Amounts Expressed in Whole Dollars	<u>Food Service</u> <u>(51)</u>	<u>Child Care</u> <u>Operations</u> <u>(52)</u>	<u>Other Enterprise</u> <u>(58)</u>	<u>TOTAL</u>	<u>Internal Service</u> <u>(60)</u>
Liabilities And Deferred Inflows Of Resources And Net Position					
Current Liabilities					
0400 Due to Other Funds	576			576	
0411 Due to Other Governments					
0413 Due to Component Unit					
0420 Accounts Payable	1,461			1,461	
0430 Contracts Payable					
0440 Current Portion of Long-Term Debt	3,911			3,911	
0450 Short-Term Payables					
0461 Accrued Salaries and Benefits	3,187			3,187	
0462 Payroll Deductions and Withholding					
0480 Unearned Revenues	30,333			30,333	
0490 Other Current Liabilities					
Total Current Liabilities	\$39,468			\$39,468	
Noncurrent Liabilities					
0510 Bonds Payable					
0520 Extended-Term Financing Agreements Payable					
0530 Lease and Other Right-To-Use Obligations					
0540 Accumulated Compensated Absences					
0550 Authority Lease Obligations					
0560 Other Post-Employment Benefits (OPEB)	36,137			36,137	
0570 Net Pension Liability					
0599 Other Noncurrent Liabilities	855,975			855,975	
Total Noncurrent Liabilities	\$892,112			\$892,112	
Total Liabilities	\$931,580			\$931,580	
0950 Deferred Inflows of Resources	47,420			47,420	
Net Position					
0791 Net Investment in Capital Assets	119,523			119,523	
0008 Restricted Net Position (0792 – 0798)					
0799 Unrestricted Net Position	697,715			697,715	
Total Net Position	\$817,238			\$817,238	
Total Liabilities And Deferred Inflows Of Resources And Net Position	\$1,796,238			\$1,796,238	

Amounts Expressed in Whole Dollars	<u>Food Service</u> <u>(51)</u>	<u>Child Care Operations</u> <u>(52)</u>	<u>Other Enterprise</u> <u>(58)</u>	<u>TOTAL</u>	<u>Internal Service</u> <u>(60)</u>
Operating Revenues					
6600 Food Service Revenue	464,628			464,628	
0071 Charges for Services					
0072 Other Operating Revenue					
Total Operating Revenues	\$464,628			\$464,628	
Operating Expenses					
100 Personnel Services – Salaries	456,722			456,722	
200 Personnel Services – Employee Benefits	203,100			203,100	
300 Purchased Professional and Technical Services	4,426			4,426	
400 Purchased Property Services	24,067			24,067	
500 Other Purchased Services	1,893			1,893	
600 Supplies	660,425			660,425	
740 Depreciation	14,302			14,302	
770 Amortization Expense					
810 Dues and Fees	2,413			2,413	
880 Refunds of Prior Years' Receipts					
890 Miscellaneous Expenditures					
Total Operating Expenses	\$1,367,348			\$1,367,348	
Operating Income (Loss)	(\$902,720)			(\$902,720)	
Non Operating Revenues (Expenses)					
6500 Earnings on Investments	37,732			37,732	
6830 Federal Revenue from Intermediary Sources					
6920 Contributions and Donations from Private Sources					
6930 Gains or Losses on Sale of Fixed Assets					
6991 Refunds of a Prior Year Expenditure					
7000 Revenue from State Sources	300,547			300,547	
8000 Revenue from Federal Sources	711,025			711,025	
9990 Insurance Recoveries	7,550			7,550	
820 Claims and Judgments Against the LEA					
830 Interest					
TOTAL Non Operating Revenues (Expenses)	\$1,056,854			\$1,056,854	
Income (Loss) Before Contributions And Transfers	\$154,134			\$154,134	

Amounts Expressed in Whole Dollars	<u>Food Service</u> <u>(51)</u>	<u>Child Care Operations</u> <u>(52)</u>	<u>Other Enterprise</u> <u>(58)</u>	<u>TOTAL</u>	<u>Internal Service</u> <u>(60)</u>
Contributions, Transfers, and Special and Extraordinary Items					
5200 Interfund Transfers – Out					
5300 Transfers Out to Component Units/Primary Governments					
5520 Special Items – Losses					
5530 Extraordinary Items – Losses					
9300 Interfund Transfers - IN					
9500 Capital Contributions					
9700 Transfers IN From Component Units/Primary Governments					
9920 Special Items – Gains					
9930 Extraordinary Items – Gains					
Change In Net Position	\$154,134			\$154,134	
0002 Net Position - Beginning of Fiscal Year	663,104			663,104	
0003 Accounting Changes / Residual Equity Transfers					
Net Position - End Of Year	\$817,238			\$817,238	

Amounts Expressed in Whole Dollars	<u>Food Service</u> <u>(51)</u>	<u>Child Care Operations</u> <u>(52)</u>	<u>Other Enterprise</u> <u>(58)</u>	<u>TOTAL</u>	<u>Internal Service(60)</u>
Cash Flows From Operating Activities					
0011 Cash Receipts From Users	455,871			455,871	
0012 Cash Receipts From Assessments Made to Other Funds					
0013 Cash Receipts From Earnings on Investments					
0014 Cash Receipts From Other Operating Revenue					
0015 Cash Payments To Employees For Services	712,079			712,079	
0016 Cash Payments For Insurance Claims					
0017 Cash Payments To Suppliers For Goods and Services	560,430			560,430	
0018 Cash Payments For Other Operating Expenses					
Net Cash Provided By (Used For) Operating Activities	(\$816,638)			(\$816,638)	
Cash Flows From Non-Capital Financing Activities					
0021 Receipts From Local Sources - 6000					
0022 Receipts From State Sources - 7000	319,092			319,092	
0023 Receipts From Federal Sources -8000	692,985			692,985	
0024 Notes and Loans Received (Repaid)					
0025 Interest Paid on Notes/Loans - 5100-830					
0026 Operating Transfers In (Out)/Residual Equity Trans					
0027 Operating Transfers In (Out) Primary Government / Comp Unit	17,491			17,491	
0028 Receipts From Refund of Prior Year Expenditures - 6991					
0029 Special and Extraordinary Gains (losses)					
0030 Receipts from Insurance Recoveries -9990	7,550			7,550	
Net Cash Prov By (Used for) Non-Capital Financing Activities	\$1,037,118			\$1,037,118	
Cash Flows From Capital and Related Financing Activities					
0031 Payments For Fac Acq, Const, and Imp - 4000	(21,125)			(21,125)	
0032 Proceeds from Disposal of Capital Assets					
0033 Proceeds From Extended Term Financing - 9200					
0034 Principal Paid on Financing Agreements					
0035 Interest Paid on Financing Agreements - 5100-830					
0036 (Inc) Dec in Contributed Capital					
Net Cash Prov By (Used for) Capital and Related Financing Activities	(\$21,125)			(\$21,125)	
Cash Flows From Investing Activities					
0041 Earnings on Investments - 6500	37,732			37,732	
0042 Purchase of Inv Securities / Deposits to Inv Pools					
0043 Receipts From Investment Pool Withdrawals					
0044 Proceeds from Sale and Maturity of Inv Securities					

LEA : 114067503 Schuylkill Valley SD

Printed 11/19/2025 5:03:43 PM

0045 Loans Received (Paid)

Net Cash Prov By (Used for) Investing Activities	\$37,732	\$37,732
---	-----------------	-----------------

	<u>Food Service</u> <u>(51)</u>	<u>Child Care Operations</u> <u>(52)</u>	<u>Other Enterprise</u> <u>(58)</u>	<u>TOTAL</u>	<u>Internal Service</u> <u>(60)</u>
Net Increase (Decrease) in Cash Flows	237,087			237,087	
0004 Cash and Cash Equivalents Beginning of Year	1,048,704			1,048,704	
Cash and Cash Equivalents at Year End	\$1,285,791			\$1,285,791	
<hr/>					
Reconciliation of Operating Income (Loss) To Net Cash Provided by (Used For) Operating Activities					
0005 Operating Income (Loss) per REP	(902,720)			(902,720)	
Adjustments					
0051 Depreciation and Net Amortization	14,302			14,302	
0052 Provision for Uncollectible Accounts					
0053 Other Adjustments	93,963			93,963	
Effect of Changes in Assets, Liabilities, Deferred Outflows and Deferred Inflows					
0054 (Inc) Dec In Accounts Receivable (0120-0150)	(2,351)			(2,351)	
0055 Advances to Other Funds					
0056 (Inc) Dec in Inventories (0170)	35,531			35,531	
0057 (Inc) Dec in Prepaid Expenses (0180)					
0058 (Inc) Dec in Other Current or Noncurrent Assets					
0064 Deferred Outflows (0910)	(63,505)			(63,505)	
0059 Inc (Dec) in Accounts Payable (0400-0450)	(1,372)			(1,372)	
0060 Inc (Dec) in Accrued Salaries/Benefits (0461)	2,425			2,425	
0065 Inc (Dec) in Net Pension Liabilities (0570)	(8,569)			(8,569)	
0066 Inc (Dec) in Other Postemp Benefit Oblig (0560)	(1,823)			(1,823)	
0061 Inc (Dec) in Payroll Deductions/Withholding (0462)					
0062 Inc (Dec) in Unearned Revenue (0480)	(1,734)			(1,734)	
0063 Inc (Dec) in Other Current or Noncurrent Liabilities					
0067 Deferred Inflows (0950)	19,215			19,215	
Total Adjustments	\$86,082			\$86,082	
Cash Provided By (Used for) Total	(\$816,638)			(\$816,638)	

**COMBINED STATEMENT OF CASH FLOWS
SCHEDULE OF NONCASH INVESTING, CAPITAL, AND FINANCING ACTIVITIES**

Explanation of Transaction and Balance Sheet Effect	Amount
Total	

LEA : 114067503 Schuylkill Valley SD

Printed 11/19/2025 5:03:46 PM

Amounts Expressed in Whole Dollars

Private Purpose Trust
(71)

Investment Trust
(72)

Pension Trust
(73)

Student Activity Custodial
(81)

Assets And Deferred Outflows Of Resources

Assets	
0100 Cash and Cash Equivalents	262,397
0110 Investments	
0130 Due From Other Funds	
0140 Due from Other Governments, Primary Government and Component Units	
0150 Other Receivables	
0170 Inventories	
0180 Prepaid Expenses (Expenditures)	
0190 Other Current Assets	
0220 Buildings and Building Improvements (Net)	
0230 Tangible Property and Intangible Right-To-Use Assets (Net)	

Total Assets	\$262,397
---------------------	------------------

0910 Deferred Outflows of Resources

Total Assets And Deferred Outflows Of Resources	\$262,397
--	------------------

LEA : 114067503 Schuylkill Valley SD

Printed 11/19/2025 5:03:46 PM

Amounts Expressed in Whole Dollars	<u>Other Custodial</u> <u>(89)</u>	<u>Fiduciary Component Units</u> <u>(98)</u>	<u>Total Fiduciary Funds</u>
Assets And Deferred Outflows Of Resources			
Assets			
0100 Cash and Cash Equivalents			262,397
0110 Investments			
0130 Due From Other Funds			
0140 Due from Other Governments, Primary Government and Component Units			
0150 Other Receivables			
0170 Inventories			
0180 Prepaid Expenses (Expenditures)			
0190 Other Current Assets			
0220 Buildings and Building Improvements (Net)			
0230 Tangible Property and Intangible Right-To-Use Assets (Net)			
Total Assets			\$262,397
0910 Deferred Outflows of Resources			
Total Assets And Deferred Outflows Of Resources			\$262,397

LEA : 114067503 Schuylkill Valley SD

Printed 11/19/2025 5:03:46 PM

Amounts Expressed in Whole Dollars

Private Purpose Trust
(71)

Investment Trust
(72)

Pension Trust
(73)

Student Activity Custodial
(81)

Liabilities, Deferred Inflows Of Resources And Net Position

Liabilities

- 0400 Due to Other Funds
- 0410 Due to Other Governments, Primary Government and Component Units
- 0420 Accounts Payable
- 0430 Contracts Payable
- 0450 Short-Term Payables
- 0460 Payroll Accruals and Withholdings
- 0480 Unearned Revenues
- 0490 Other Current Liabilities

Total Liabilities

- 0950 Deferred Inflows of Resources

Net Position

- 0791 Net Investment in Capital Assets
- 0009 Restricted Net Position (0792 – 0798) 262,397
- 0799 Unrestricted Net Position

Total Net Position \$262,397

Total Liabilities, Deferred Inflows Of Resources And Net Position \$262,397

LEA : 114067503 Schuylkill Valley SD

Printed 11/19/2025 5:03:46 PM

Amounts Expressed in Whole Dollars	<u>Other Custodial</u> <u>(89)</u>	<u>Fiduciary Component Units</u> <u>(98)</u>	<u>Total Fiduciary Funds</u>
Liabilities, Deferred Inflows Of Resources And Net Position			
Liabilities			
0400 Due to Other Funds			
0410 Due to Other Governments, Primary Government and Component Units			
0420 Accounts Payable			
0430 Contracts Payable			
0450 Short-Term Payables			
0460 Payroll Accruals and Withholdings			
0480 Unearned Revenues			
0490 Other Current Liabilities			
Total Liabilities			
0950 Deferred Inflows of Resources			
Net Position			
0791 Net Investment in Capital Assets			
0009 Restricted Net Position (0792 – 0798)			262,397
0799 Unrestricted Net Position			
Total Net Position			\$262,397
Total Liabilities, Deferred Inflows Of Resources And Net Position			\$262,397

Amounts Expressed in Whole Dollars	<u>Private Purpose Trust</u> (71)	<u>Investment Trust</u> (72)	<u>Pension Trust</u> (73)	<u>Student Activity</u> <u>Custodial</u> (81)	<u>Other Custodial</u> (89)	<u>Fiduciary Component</u> <u>Units</u> (98)
Additions						
0091 Gifts and Contributions						
0095 Net Investment Earnings	18,618					
0092 Other Additions	6,500					
Deductions						
0093 Scholarships Awarded	7,050					
0094 Other Deductions						
Change In Net Position	\$18,068					
0006 Net Position – Beginning of Fiscal Year	244,329					
0007 Net Position Held in Trust for Pension Benefits						
Net Position - End of Fiscal Year	\$262,397					

Amounts Expressed in Whole Dollars	<u>Total Fiduciary Funds</u>
Additions	
0091 Gifts and Contributions	
0095 Net Investment Earnings	18,618
0092 Other Additions	6,500
Deductions	
0093 Scholarships Awarded	7,050
0094 Other Deductions	
Change in Net Position	\$18,068
0006 Net Position – Beginning of Fiscal Year	244,329
0007 Net Position Held in Trust for Pension Benefits	
Net Position - End of Fiscal Year	\$262,397

	<u>Revenue Reported In Current Year</u>	<u>Current Year Tax Accrual</u>	<u>Prior Year Tax Accrual</u>	<u>Taxes Collected In Current Year</u>
<u>Revenue from Local Sources</u>				
6111 Current Real Estate Taxes	28,594,194.28			28,594,194.28
6112 Interim Real Estate Taxes	341,871.93			341,871.93
6113 Public Utility Realty Taxes	29,791.80			29,791.80
6114 Payments in Lieu of Current Taxes - State / Local	1,569.54			1,569.54
6151 Current Act 511 Earned Income Taxes	2,806,018.12			2,806,018.12
6153 Current Act 511 Real Estate Transfer Taxes	644,638.97			644,638.97
6411 Delinquent Real Estate Taxes	451,400.87			451,400.87
6420 Delinquent Per Capita Taxes, Section 679	154.00			154.00
6440 Delinquent Local Enabling Taxes - Flat Rate Assessments	66.00			66.00
6459 Delinquent Act 511 Taxes, Other Proportional Assessments	(44,865.40)			(44,865.40)
6500 Earnings on Investments	630,427.78			
6700 Revenues from LEA Activities	75,024.92			
6831 Federal Revenue Received from Other Pennsylvania Public LEAs	6,266.00			
6832 Federal IDEA Revenue Received as Pass Through	476,684.00			
6910 Rentals	22,897.42			
6920 Contributions and Donations from Private Sources	24,791.33			
6944 Receipts from Other LEAs in Pennsylvania - Education	325,550.08			
6949 Other Tuition from Patrons	115,709.62			
6999 Other Revenues Not Specified Above	11,920.11			
TOTAL Revenue from Local Sources	\$34,514,111.37			\$32,824,840.11

**Revenue Reported
In Current Year**

Revenue from State Sources

7111 Basic Education Funding-Formula	4,387,027.93		
7140 Charter Schools	83,678.17		
7160 Tuition for Orphans Subsidy	49,756.77		
7271 Special Education funds for School-Aged Pupils	1,374,086.24		
7311 Pupil Transportation Subsidy	758,719.76		
7312 Nonpublic and Charter School Pupil Transportation Subsidy	49,280.00		
7320 Rental and Sinking Fund Payments / Building Reimbursement Subsidy	29,467.28		
7331 State Reimbursement for Health Services	40,218.34		
7332 Feminine Hygiene Product Funding	3,697.75		
7340 State Property Tax Reduction Allocation	892,434.52		
7361 School Safety and Security Grants	443,498.20		
7531 Ready to Learn-Foundation	197,972.00		
7599 Other State Revenue Not Listed Elsewhere in the 7000 Series	70,040.00		
7810 State Share of Social Security and Medicare Taxes	719,460.42		
7820 State Share of Retirement Contributions	3,335,701.76		
TOTAL Revenue from State Sources	\$12,435,039.14		

**Revenue Reported
In Current Year**

Revenue from Federal Sources

8514 Title I - Improving the Academic Achievement of the Disadvantaged	530,955.00			
8515 Title II - Preparing, Training, and Recruiting High Quality Teachers and Principals	91,912.00			
8516 Title III - Language Instruction for English Learners and Immigrant Students	11,887.00			
8517 Title IV - 21st Century Schools	42,636.08			
8690 Other Restricted Federal Grants-in-Aid Through the Commonwealth of PA	5,127.23			
8744 ARP ESSER - Elementary and Secondary School Emergency Relief Fund	413,067.77			
TOTAL Revenue from Federal Sources	\$1,095,585.08			

**Revenue Reported
In Current Year**

Other Financing Sources

9400 Sale of or Compensation for Loss of Fixed Assets	1,467.35		
9990 Insurance Recoveries	17,168.00		
TOTAL Other Financing Sources	\$18,635.35		
TOTAL FROM ALL SOURCES	\$48,063,370.94		\$32,824,840.11

LEA : 114067503 Schuylkill Valley SD

Printed 11/19/2025 5:03:53 PM

	<u>General Fund (10)</u>	<u>Student Sponsored Activity Fund (21)</u>	<u>Public Purpose Trust (27)</u>	<u>Other Compt Approved (28)</u>	<u>Athletic / Activity (29)</u>	<u>Capital Reserve (690, 1850) (31)</u>
6000 Revenue from Local Sources						
6111 Current Real Estate Taxes	28,594,194.28					
6112 Interim Real Estate Taxes	341,871.93					
6113 Public Utility Realty Taxes	29,791.80					
6114 Payments in Lieu of Current Taxes - State / Local	1,569.54					
6151 Current Act 511 Earned Income Taxes	2,806,018.12					
6153 Current Act 511 Real Estate Transfer Taxes	644,638.97					
6411 Delinquent Real Estate Taxes	451,400.87					
6420 Delinquent Per Capita Taxes, Section 679	154.00					
6440 Delinquent Local Enabling Taxes - Flat Rate Assessments	66.00					
6459 Delinquent Act 511 Taxes, Other Proportional Assessments	(44,865.40)					
6500 Earnings on Investments	630,427.78	407.34	18,618.00			
6700 Revenues from LEA Activities	75,024.92	191,046.62				
6831 Federal Revenue Received from Other Pennsylvania Public LEAs	6,266.00					
6832 Federal IDEA Revenue Received as Pass Through	476,684.00					
6910 Rentals	22,897.42					
6920 Contributions and Donations from Private Sources	24,791.33					
6944 Receipts from Other LEAs in Pennsylvania - Education	325,550.08					
6949 Other Tuition from Patrons	115,709.62					
6999 Other Revenues Not Specified Above	11,920.11					
6000 Total Revenue from Local Sources	\$34,514,111.37	\$191,453.96	\$18,618.00			
7000 Revenue from State Sources						
7111 Basic Education Funding-Formula	4,387,027.93					
7140 Charter Schools	83,678.17					
7160 Tuition for Orphans Subsidy	49,756.77					
7271 Special Education funds for School-Aged Pupils	1,374,086.24					
7311 Pupil Transportation Subsidy	758,719.76					
7312 Nonpublic and Charter School Pupil Transportation Subsidy	49,280.00					
7320 Rental and Sinking Fund Payments / Building Reimbursement Subsidy	29,467.28					
7331 State Reimbursement for Health Services	40,218.34					
7332 Feminine Hygiene Product Funding	3,697.75					
7340 State Property Tax Reduction Allocation	892,434.52					
7361 School Safety and Security Grants	443,498.20					
7531 Ready to Learn-Foundation	197,972.00					
7599 Other State Revenue Not Listed Elsewhere in the 7000 Series	70,040.00					
7810 State Share of Social Security and Medicare Taxes	719,460.42					

LEA : 114067503 Schuylkill Valley SD

Printed 11/19/2025 5:03:53 PM

	<u>Capital Reserve</u> <u>(1431) (32)</u>	<u>Other Capital</u> <u>Projects Fund (39)</u>	<u>Debt Service (40)</u>	<u>Permanent (90)</u>	<u>Total</u>
6000 Revenue from Local Sources					
6111 Current Real Estate Taxes					28,594,194.28
6112 Interim Real Estate Taxes					341,871.93
6113 Public Utility Realty Taxes					29,791.80
6114 Payments in Lieu of Current Taxes - State / Local					1,569.54
6151 Current Act 511 Earned Income Taxes					2,806,018.12
6153 Current Act 511 Real Estate Transfer Taxes					644,638.97
6411 Delinquent Real Estate Taxes					451,400.87
6420 Delinquent Per Capita Taxes, Section 679					154.00
6440 Delinquent Local Enabling Taxes - Flat Rate Assessments					66.00
6459 Delinquent Act 511 Taxes, Other Proportional Assessments					(44,865.40)
6500 Earnings on Investments	160,338.01	178,588.43			988,379.56
6700 Revenues from LEA Activities					266,071.54
6831 Federal Revenue Received from Other Pennsylvania Public LEAs					6,266.00
6832 Federal IDEA Revenue Received as Pass Through					476,684.00
6910 Rentals					22,897.42
6920 Contributions and Donations from Private Sources					24,791.33
6944 Receipts from Other LEAs in Pennsylvania - Education					325,550.08
6949 Other Tuition from Patrons					115,709.62
6999 Other Revenues Not Specified Above					11,920.11
6000 Total Revenue from Local Sources	\$160,338.01	\$178,588.43			\$35,063,109.77
7000 Revenue from State Sources					
7111 Basic Education Funding-Formula					4,387,027.93
7140 Charter Schools					83,678.17
7160 Tuition for Orphans Subsidy					49,756.77
7271 Special Education funds for School-Aged Pupils					1,374,086.24
7311 Pupil Transportation Subsidy					758,719.76
7312 Nonpublic and Charter School Pupil Transportation Subsidy					49,280.00
7320 Rental and Sinking Fund Payments / Building Reimbursement Subsidy					29,467.28
7331 State Reimbursement for Health Services					40,218.34
7332 Feminine Hygiene Product Funding					3,697.75
7340 State Property Tax Reduction Allocation					892,434.52
7361 School Safety and Security Grants					443,498.20
7531 Ready to Learn-Foundation					197,972.00
7599 Other State Revenue Not Listed Elsewhere in the 7000 Series					70,040.00
7810 State Share of Social Security and Medicare Taxes					719,460.42

	<u>General Fund (10)</u>	<u>Student Sponsored Activity Fund (21)</u>	<u>Public Purpose Trust (27)</u>	<u>Other Compt Approved (28)</u>	<u>Athletic / Activity (29)</u>	<u>Capital Reserve (690.1850) (31)</u>
7000 Revenue from State Sources						
7820 State Share of Retirement Contributions	3,335,701.76					
7000 Total Revenue from State Sources	\$12,435,039.14					
8000 Revenue from Federal Sources						
8514 Title I - Improving the Academic Achievement of the Disadvantaged	530,955.00					
8515 Title II - Preparing, Training, and Recruiting High Quality Teachers and Principals	91,912.00					
8516 Title III - Language Instruction for English Learners and Immigrant Students	11,887.00					
8517 Title IV - 21st Century Schools	42,636.08					
8690 Other Restricted Federal Grants-in-Aid Through the Commonwealth of PA	5,127.23					
8744 ARP ESSER - Elementary and Secondary School Emergency Relief Fund	413,067.77					
8000 Total Revenue from Federal Sources	\$1,095,585.08					
9000 Other Financing Sources						
9320 Special Revenue Fund Transfers			6,500.00			
9400 Sale of or Compensation for Loss of Fixed Assets	1,467.35					
9990 Insurance Recoveries	17,168.00					
9000 Total Other Financing Sources	\$18,635.35		\$6,500.00			
Total From All Sources	\$48,063,370.94	\$191,453.96	\$25,118.00			

LEA : 114067503 Schuylkill Valley SD

Printed 11/19/2025 5:03:53 PM

	<u>Capital Reserve</u> <u>(1431) (32)</u>	<u>Other Capital</u> <u>Projects Fund (39)</u>	<u>Debt Service (40)</u>	<u>Permanent (90)</u>	<u>Total</u>
7000 Revenue from State Sources					
7820 State Share of Retirement Contributions					3,335,701.76
7000 Total Revenue from State Sources					\$12,435,039.14
8000 Revenue from Federal Sources					
8514 Title I - Improving the Academic Achievement of the Disadvantaged					530,955.00
8515 Title II - Preparing, Training, and Recruiting High Quality Teachers and Principals					91,912.00
8516 Title III - Language Instruction for English Learners and Immigrant Students					11,887.00
8517 Title IV - 21st Century Schools					42,636.08
8690 Other Restricted Federal Grants-in-Aid Through the Commonwealth of PA					5,127.23
8744 ARP ESSER - Elementary and Secondary School Emergency Relief Fund					413,067.77
8000 Total Revenue from Federal Sources					\$1,095,585.08
9000 Other Financing Sources					
9320 Special Revenue Fund Transfers					6,500.00
9400 Sale of or Compensation for Loss of Fixed Assets					1,467.35
9990 Insurance Recoveries					17,168.00
9000 Total Other Financing Sources					\$25,135.35
Total From All Sources	\$160,338.01	\$178,588.43			\$48,618,869.34

	<u>General Fund (10)</u>	<u>Student Sponsored Activity Fund (21)</u>	<u>Public Purpose Trust (27)</u>	<u>Other Compt Approved (28)</u>	<u>Athletic / Activity (29)</u>	<u>Capital Reserve (690. 1850) (31)</u>
Revenue from Local Sources	34,514,111.37	191,453.96	18,618.00			
Revenue from State Sources	12,435,039.14					
Revenue from Federal Sources	1,095,585.08					
Other Financing Sources	18,635.35		6,500.00			
Total From All Sources	\$48,063,370.94	\$191,453.96	\$25,118.00			

	<u>Capital Reserve (1431)</u> <u>(32)</u>	<u>Other Capital Projects</u> <u>Fund (39)</u>	<u>Debt Service (40)</u>	<u>Permanent (90)</u>	<u>Total</u>
Revenue from Local Sources	160,338.01	178,588.43			35,063,109.77
Revenue from State Sources					12,435,039.14
Revenue from Federal Sources					1,095,585.08
Other Financing Sources					25,135.35
Total From All Sources	\$160,338.01	\$178,588.43			\$48,618,869.34

General Fund (10)

1000 Instruction	<u>Total</u>
100 Personnel Services – Salaries	
120 Professional – Educational	13,232,180.73
130 Professional – Other	20,200.00
190 Instructional Assistant	533,966.48
Total Personnel Services – Salaries	\$13,786,347.21
200 Personnel Services – Employee Benefits	
210 Group Insurance – Contracted Provider	3,153,341.80
220 Social Security Contributions	1,025,538.08
230 PSERS Retirement Contributions	4,718,844.07
250 Unemployment Compensation	72.09
260 Workers' Compensation	88,681.00
299 All Other Employee Benefits	433.44
Total Personnel Services – Employee Benefits	\$8,986,910.48
300 Purchased Professional and Technical Services	
322 Professional Educational Services – Ius	615,555.91
323 Professional Educational Services – Other Educational Agencies	62,704.26
329 Professional Educational Services – Other	70,000.00
330 Other Professional Services	441,757.77
340 Technical Services	6,551.82
390 Other Purchased Professional and Technical Services	2,064.28
Total Purchased Professional and Technical Services	\$1,198,634.04
400 Purchased Property Services	
430 Repairs and Maintenance Services	19,042.00
440 Rentals	1,153.36
Total Purchased Property Services	\$20,195.36
500 Other Purchased Services	
510 Student Transportation Services	123,887.95
530 Communications	8,123.73
550 Printing and Binding	9,309.52
561 Tuition To Other School Districts Within the State	13,847.07
562 Tuition To Pennsylvania Charter Schools	1,854,452.05
564 Tuition To Career and Technology Centers	780,144.69
567 Tuition To Approved Private Schools (APS) and PA Chartered Schools for the Deaf and Blind	64,917.85
568 Tuition To Private Residential Rehabilitative Institutions (PRRI) [In-State] and Detention Centers	1,026,409.59
580 Travel	72,501.64
Total Other Purchased Services	\$3,953,594.09
600 Supplies	
610 General Supplies	362,434.21
630 Food	4,444.41
640 Books and Periodicals	61,117.99
650 Supplies & Fees – Technology Related	68,560.26
Total Supplies	\$496,556.87

General Fund (10)

1000 Instruction	<u>Total</u>
700 <u>Property</u>	
752 Capital Equipment – Original and Additional	17,072.64
Total Property	\$17,072.64
800 <u>Other Objects</u>	
810 Dues and Fees	28,848.93
Total Other Objects	\$28,848.93
Total 1000 Instruction	\$28,488,159.62

General Fund (10)

1100 Regular Programs – Elementary / Secondary

	<u>Elementary</u>	<u>Secondary</u>	<u>Federal</u>	<u>Total</u>
100 Personnel Services – Salaries				
120 Professional – Educational	3,487,676.93	7,178,419.55	176,238.20	10,842,334.68
130 Professional – Other		20,200.00		20,200.00
190 Instructional Assistant	19,029.37	2,063.72		21,093.09
Total Personnel Services – Salaries	\$3,506,706.30	\$7,200,683.27	\$176,238.20	\$10,883,627.77
200 Personnel Services – Employee Benefits				
210 Group Insurance – Contracted Provider	731,329.05	1,722,568.21	15,907.29	2,469,804.55
220 Social Security Contributions	265,940.45	541,470.66	12,365.76	819,776.87
230 PSERS Retirement Contributions	1,199,633.36	2,441,047.20	56,994.55	3,697,675.11
250 Unemployment Compensation		72.09		72.09
260 Workers’ Compensation	29,560.33	59,120.67		88,681.00
299 All Other Employee Benefits		433.44		433.44
Total Personnel Services – Employee Benefits	\$2,226,463.19	\$4,764,712.27	\$85,267.60	\$7,076,443.06
300 Purchased Professional and Technical Services				
329 Professional Educational Services – Other		70,000.00		70,000.00
330 Other Professional Services	8,122.50	8,813.92		16,936.42
390 Other Purchased Professional and Technical Services		2,064.28		2,064.28
Total Purchased Professional and Technical Services	\$8,122.50	\$80,878.20		\$89,000.70
400 Purchased Property Services				
430 Repairs and Maintenance Services	950.20	19,137.36		20,087.56
440 Rentals		1,153.36		1,153.36
Total Purchased Property Services	\$950.20	\$20,290.72		\$21,240.92
500 Other Purchased Services				
510 Student Transportation Services	17,626.79	9,125.48		26,752.27
530 Communications	356.92	3,529.86		3,886.78
550 Printing and Binding	199.00	9,110.52		9,309.52
562 Tuition To Pennsylvania Charter Schools	173,562.25	1,047,969.68		1,221,531.93
568 Tuition To Private Residential Rehabilitative Institutions (PRRI) [In-State] and Detention Centers	4,490.20			4,490.20
580 Travel	352.30	631.77		984.07
Total Other Purchased Services	\$196,587.46	\$1,070,367.31		\$1,266,954.77
600 Supplies				
610 General Supplies	66,852.58	269,108.61	19,488.81	355,450.00
630 Food	3,578.01	589.18		4,167.19
640 Books and Periodicals	37,919.11	23,198.88		61,117.99
650 Supplies & Fees – Technology Related	49,791.31	16,570.95		66,362.26
Total Supplies	\$158,141.01	\$309,467.62	\$19,488.81	\$487,097.44
700 Property				
752 Capital Equipment – Original and Additional		17,072.64		17,072.64
Total Property		\$17,072.64		\$17,072.64
800 Other Objects				
810 Dues and Fees	424.00	28,424.93		28,848.93

LEA : 114067503 Schuylkill Valley SD

Printed 11/19/2025 5:03:59 PM

General Fund (10)

1100 Regular Programs – Elementary / Secondary

	<u>Elementary</u>	<u>Secondary</u>	<u>Federal</u>	<u>Total</u>
Total Other Objects	\$424.00	\$28,424.93		\$28,848.93
Total 1100 Regular Programs – Elementary / Secondary	\$6,097,394.66	\$13,491,896.96	\$280,994.61	\$19,870,286.23

General Fund (10)

1110 Regular Programs

	<u>Elementary</u>	<u>Secondary</u>	<u>Federal</u>	<u>Total</u>
100 Personnel Services – Salaries				
120 Professional – Educational	3,487,676.93	7,178,419.55		10,666,096.48
130 Professional – Other		20,200.00		20,200.00
190 Instructional Assistant	19,029.37	2,063.72		21,093.09
Total Personnel Services – Salaries	\$3,506,706.30	\$7,200,683.27		\$10,707,389.57
200 Personnel Services – Employee Benefits				
210 Group Insurance – Contracted Provider	731,329.05	1,722,568.21		2,453,897.26
220 Social Security Contributions	265,940.45	541,470.66		807,411.11
230 PSERS Retirement Contributions	1,199,633.36	2,441,047.20		3,640,680.56
250 Unemployment Compensation		72.09		72.09
260 Workers’ Compensation	29,560.33	59,120.67		88,681.00
299 All Other Employee Benefits		433.44		433.44
Total Personnel Services – Employee Benefits	\$2,226,463.19	\$4,764,712.27		\$6,991,175.46
300 Purchased Professional and Technical Services				
329 Professional Educational Services – Other		70,000.00		70,000.00
330 Other Professional Services	8,122.50	8,813.92		16,936.42
390 Other Purchased Professional and Technical Services		2,064.28		2,064.28
Total Purchased Professional and Technical Services	\$8,122.50	\$80,878.20		\$89,000.70
400 Purchased Property Services				
430 Repairs and Maintenance Services	950.20	19,137.36		20,087.56
440 Rentals		1,153.36		1,153.36
Total Purchased Property Services	\$950.20	\$20,290.72		\$21,240.92
500 Other Purchased Services				
510 Student Transportation Services	17,626.79	9,125.48		26,752.27
530 Communications	356.92	3,529.86		3,886.78
550 Printing and Binding	199.00	9,110.52		9,309.52
562 Tuition To Pennsylvania Charter Schools	173,562.25	1,047,969.68		1,221,531.93
568 Tuition To Private Residential Rehabilitative Institutions (PRRI) [In-State] and Detention Centers	4,490.20			4,490.20
580 Travel	352.30	631.77		984.07
Total Other Purchased Services	\$196,587.46	\$1,070,367.31		\$1,266,954.77
600 Supplies				
610 General Supplies	66,852.58	269,108.61		335,961.19
630 Food	3,578.01	589.18		4,167.19
640 Books and Periodicals	37,919.11	23,198.88		61,117.99
650 Supplies & Fees – Technology Related	49,791.31	16,570.95		66,362.26
Total Supplies	\$158,141.01	\$309,467.62		\$467,608.63
700 Property				
752 Capital Equipment – Original and Additional		17,072.64		17,072.64
Total Property		\$17,072.64		\$17,072.64
800 Other Objects				
810 Dues and Fees	424.00	28,424.93		28,848.93

LEA : 114067503 Schuylkill Valley SD

Printed 11/19/2025 5:03:59 PM

General Fund (10)

1110 Regular Programs

	<u>Elementary</u>	<u>Secondary</u>	<u>Federal</u>	<u>Total</u>
Total Other Objects	\$424.00	\$28,424.93		\$28,848.93
Total 1110 Regular Programs	\$6,097,394.66	\$13,491,896.96		\$19,589,291.62

General Fund (10)

1190 Federally-Funded Regular Programs	<u>Elementary</u>	<u>Secondary</u>	<u>Federal</u>	<u>Total</u>
100 Personnel Services – Salaries				
120 Professional – Educational			176,238.20	176,238.20
Total Personnel Services – Salaries			\$176,238.20	\$176,238.20
200 Personnel Services – Employee Benefits				
210 Group Insurance – Contracted Provider			15,907.29	15,907.29
220 Social Security Contributions			12,365.76	12,365.76
230 PSERS Retirement Contributions			56,994.55	56,994.55
Total Personnel Services – Employee Benefits			\$85,267.60	\$85,267.60
600 Supplies				
610 General Supplies			19,488.81	19,488.81
Total Supplies			\$19,488.81	\$19,488.81
Total 1190 Federally-Funded Regular Programs			\$280,994.61	\$280,994.61

General Fund (10)

1200 Special Programs – Elementary / Secondary	<u>Elementary</u>	<u>Secondary</u>	<u>Federal</u>	<u>Total</u>
100 Personnel Services – Salaries				
120 Professional – Educational	522,749.75	1,337,808.25	399,194.19	2,259,752.19
190 Instructional Assistant	237,321.80	231,263.98	44,287.61	512,873.39
Total Personnel Services – Salaries	\$760,071.55	\$1,569,072.23	\$443,481.80	\$2,772,625.58
200 Personnel Services – Employee Benefits				
210 Group Insurance – Contracted Provider	176,354.56	507,182.69		683,537.25
220 Social Security Contributions	63,747.30	118,275.71	14,717.04	196,740.05
230 PSERS Retirement Contributions	303,070.87	654,528.92	30,140.38	987,740.17
Total Personnel Services – Employee Benefits	\$543,172.73	\$1,279,987.32	\$44,857.42	\$1,868,017.47
300 Purchased Professional and Technical Services				
322 Professional Educational Services – Ius	161,061.66	138,894.25		299,955.91
323 Professional Educational Services – Other Educational Agencies	62,704.26			62,704.26
330 Other Professional Services	212,410.67	212,410.68		424,821.35
340 Technical Services	6,551.82			6,551.82
Total Purchased Professional and Technical Services	\$442,728.41	\$351,304.93		\$794,033.34
400 Purchased Property Services				
430 Repairs and Maintenance Services	(1,045.56)			(1,045.56)
Total Purchased Property Services	(\$1,045.56)			(\$1,045.56)
500 Other Purchased Services				
530 Communications	4,236.95			4,236.95
561 Tuition To Other School Districts Within the State		8,759.00		8,759.00
562 Tuition To Pennsylvania Charter Schools	41,244.05	591,676.07		632,920.12
567 Tuition To Approved Private Schools (APS) and PA Chartered Schools for the Deaf and Blind	31,385.49	33,532.36		64,917.85
568 Tuition To Private Residential Rehabilitative Institutions (PRRI) [In-State] and Detention Centers	511,371.51	510,547.88		1,021,919.39
580 Travel	71,517.57			71,517.57
Total Other Purchased Services	\$659,755.57	\$1,144,515.31		\$1,804,270.88
600 Supplies				
610 General Supplies	1,423.84	5,177.55		6,601.39
630 Food	277.22			277.22
650 Supplies & Fees – Technology Related		2,198.00		2,198.00
Total Supplies	\$1,701.06	\$7,375.55		\$9,076.61
Total 1200 Special Programs – Elementary / Secondary	\$2,406,383.76	\$4,352,255.34	\$488,339.22	\$7,246,978.32

General Fund (10)

1210 Life Skills Support

	<u>Elementary</u>	<u>Secondary</u>	<u>Federal</u>	<u>Total</u>
100 Personnel Services – Salaries				
120 Professional – Educational		95,645.00		95,645.00
Total Personnel Services – Salaries		\$95,645.00		\$95,645.00
200 Personnel Services – Employee Benefits				
210 Group Insurance – Contracted Provider		28,514.40		28,514.40
220 Social Security Contributions		7,029.82		7,029.82
230 PSERS Retirement Contributions		32,423.76		32,423.76
Total Personnel Services – Employee Benefits		\$67,967.98		\$67,967.98
300 Purchased Professional and Technical Services				
322 Professional Educational Services – Ius	92,301.28	92,301.28		184,602.56
Total Purchased Professional and Technical Services	\$92,301.28	\$92,301.28		\$184,602.56
500 Other Purchased Services				
568 Tuition To Private Residential Rehabilitative Institutions (PRRI) [In-State] and Detention Centers	24,600.00	28,090.00		52,690.00
Total Other Purchased Services	\$24,600.00	\$28,090.00		\$52,690.00
Total 1210 Life Skills Support	\$116,901.28	\$284,004.26		\$400,905.54

General Fund (10)

1220 Sensory Support

	<u>Elementary</u>	<u>Secondary</u>	<u>Federal</u>	<u>Total</u>
100 Personnel Services – Salaries				
120 Professional – Educational	162,299.10			162,299.10
Total Personnel Services – Salaries	\$162,299.10			\$162,299.10
200 Personnel Services – Employee Benefits				
210 Group Insurance – Contracted Provider	42,806.70			42,806.70
220 Social Security Contributions	12,197.81			12,197.81
230 PSERS Retirement Contributions	55,738.89			55,738.89
Total Personnel Services – Employee Benefits	\$110,743.40			\$110,743.40
300 Purchased Professional and Technical Services				
322 Professional Educational Services – lus	46,592.97	46,592.97		93,185.94
330 Other Professional Services	212,410.67	212,410.68		424,821.35
Total Purchased Professional and Technical Services	\$259,003.64	\$259,003.65		\$518,007.29
600 Supplies				
610 General Supplies	540.93	2,098.92		2,639.85
Total Supplies	\$540.93	\$2,098.92		\$2,639.85
Total 1220 Sensory Support	\$532,587.07	\$261,102.57		\$793,689.64

General Fund (10)

1230 Emotional Support

	<u>Elementary</u>	<u>Secondary</u>	<u>Federal</u>	<u>Total</u>
100 Personnel Services – Salaries				
120 Professional – Educational	63,939.00			63,939.00
Total Personnel Services – Salaries	\$63,939.00			\$63,939.00
200 Personnel Services – Employee Benefits				
210 Group Insurance – Contracted Provider	4,915.02			4,915.02
220 Social Security Contributions	4,823.73			4,823.73
230 PSERS Retirement Contributions	21,675.35			21,675.35
Total Personnel Services – Employee Benefits	\$31,414.10			\$31,414.10
500 Other Purchased Services				
568 Tuition To Private Residential Rehabilitative Institutions (PRRI) [In-State] and Detention Centers	486,771.51	482,457.88		969,229.39
Total Other Purchased Services	\$486,771.51	\$482,457.88		\$969,229.39
600 Supplies				
630 Food	277.22			277.22
Total Supplies	\$277.22			\$277.22
Total 1230 Emotional Support	\$582,401.83	\$482,457.88		\$1,064,859.71

LEA : 114067503 Schuylkill Valley SD

Printed 11/19/2025 5:03:59 PM

General Fund (10)

1240 Academic Support

	<u>Elementary</u>	<u>Secondary</u>	<u>Federal</u>	<u>Total</u>
100 Personnel Services – Salaries				
120 Professional – Educational	262,918.45	1,242,163.25	389,291.61	1,894,373.31
190 Instructional Assistant	227,088.47	231,263.98	44,287.61	502,640.06
Total Personnel Services – Salaries	\$490,006.92	\$1,473,427.23	\$433,579.22	\$2,397,013.37
200 Personnel Services – Employee Benefits				
210 Group Insurance – Contracted Provider	128,520.12	478,668.29		607,188.41
220 Social Security Contributions	43,381.08	111,245.89	13,959.49	168,586.46
230 PSERS Retirement Contributions	210,799.44	622,105.16	29,145.68	862,050.28
Total Personnel Services – Employee Benefits	\$382,700.64	\$1,212,019.34	\$43,105.17	\$1,637,825.15
500 Other Purchased Services				
567 Tuition To Approved Private Schools (APS) and PA Chartered Schools for the Deaf and Blind		30,832.16		30,832.16
Total Other Purchased Services		\$30,832.16		\$30,832.16
600 Supplies				
610 General Supplies		3,078.63		3,078.63
650 Supplies & Fees – Technology Related		2,198.00		2,198.00
Total Supplies		\$5,276.63		\$5,276.63
Total 1240 Academic Support	\$872,707.56	\$2,721,555.36	\$476,684.39	\$4,070,947.31

General Fund (10)

	<u>Elementary</u>	<u>Secondary</u>	<u>Federal</u>	<u>Total</u>
1241 Learning Support – Public				
100 Personnel Services – Salaries				
120 Professional – Educational	262,918.45	1,098,506.03	389,291.61	1,750,716.09
190 Instructional Assistant	227,088.47	231,263.98	44,287.61	502,640.06
Total Personnel Services – Salaries	\$490,006.92	\$1,329,770.01	\$433,579.22	\$2,253,356.15
200 Personnel Services – Employee Benefits				
210 Group Insurance – Contracted Provider	128,520.12	440,209.61		568,729.73
220 Social Security Contributions	43,381.08	100,656.26	13,959.49	157,996.83
230 PSERS Retirement Contributions	210,799.44	573,405.19	29,145.68	813,350.31
Total Personnel Services – Employee Benefits	\$382,700.64	\$1,114,271.06	\$43,105.17	\$1,540,076.87
500 Other Purchased Services				
567 Tuition To Approved Private Schools (APS) and PA Chartered Schools for the Deaf and Blind		30,832.16		30,832.16
Total Other Purchased Services		\$30,832.16		\$30,832.16
600 Supplies				
610 General Supplies		3,078.63		3,078.63
650 Supplies & Fees – Technology Related		2,198.00		2,198.00
Total Supplies		\$5,276.63		\$5,276.63
Total 1241 Learning Support – Public	\$872,707.56	\$2,480,149.86	\$476,684.39	\$3,829,541.81

General Fund (10)

1243 Gifted Support

100 Personnel Services – Salaries

120 Professional – Educational

Elementary

Secondary

Federal

Total

143,657.22

143,657.22

Total Personnel Services – Salaries

\$143,657.22

\$143,657.22

200 Personnel Services – Employee Benefits

210 Group Insurance – Contracted Provider

220 Social Security Contributions

230 PSERS Retirement Contributions

38,458.68

38,458.68

10,589.63

10,589.63

48,699.97

48,699.97

Total Personnel Services – Employee Benefits

\$97,748.28

\$97,748.28

Total 1243 Gifted Support

\$241,405.50

\$241,405.50

General Fund (10)

1280 Early Intervention Support

300 Purchased Professional and Technical Services

322 Professional Educational Services – lus

Total Purchased Professional and Technical Services

Total 1280 Early Intervention Support

Elementary

Secondary

Federal

Total

20,445.00

20,445.00

\$20,445.00

\$20,445.00

\$20,445.00

\$20,445.00

General Fund (10)

	<u>Elementary</u>	<u>Secondary</u>	<u>Federal</u>	<u>Total</u>
1290 Special Programs - Other Support				
100 Personnel Services – Salaries				
120 Professional – Educational	33,593.20		9,902.58	43,495.78
190 Instructional Assistant	10,233.33			10,233.33
Total Personnel Services – Salaries	\$43,826.53		\$9,902.58	\$53,729.11
200 Personnel Services – Employee Benefits				
210 Group Insurance – Contracted Provider	112.72			112.72
220 Social Security Contributions	3,344.68		757.55	4,102.23
230 PSERS Retirement Contributions	14,857.19		994.70	15,851.89
Total Personnel Services – Employee Benefits	\$18,314.59		\$1,752.25	\$20,066.84
300 Purchased Professional and Technical Services				
322 Professional Educational Services – Ius	1,722.41			1,722.41
323 Professional Educational Services – Other Educational Agencies	62,704.26			62,704.26
340 Technical Services	6,551.82			6,551.82
Total Purchased Professional and Technical Services	\$70,978.49			\$70,978.49
400 Purchased Property Services				
430 Repairs and Maintenance Services	(1,045.56)			(1,045.56)
Total Purchased Property Services	(\$1,045.56)			(\$1,045.56)
500 Other Purchased Services				
530 Communications	4,236.95			4,236.95
561 Tuition To Other School Districts Within the State		8,759.00		8,759.00
562 Tuition To Pennsylvania Charter Schools	41,244.05	591,676.07		632,920.12
567 Tuition To Approved Private Schools (APS) and PA Chartered Schools for the Deaf and Blind	31,385.49	2,700.20		34,085.69
580 Travel	71,517.57			71,517.57
Total Other Purchased Services	\$148,384.06	\$603,135.27		\$751,519.33
600 Supplies				
610 General Supplies	882.91			882.91
Total Supplies	\$882.91			\$882.91
Total 1290 Special Programs - Other Support	\$281,341.02	\$603,135.27	\$11,654.83	\$896,131.12

General Fund (10)

1300 Vocational Education

Elementary

Secondary

Federal

Total

500 Other Purchased Services

564 Tuition To Career and Technology Centers

780,144.69

780,144.69

Total Other Purchased Services

\$780,144.69

\$780,144.69

Total 1300 Vocational Education

\$780,144.69

\$780,144.69

General Fund (10)

	<u>Elementary</u>	<u>Secondary</u>	<u>Federal</u>	<u>Total</u>
1400 Other Instructional Programs – Elementary / Secondary				
100 Personnel Services – Salaries				
120 Professional – Educational	39,920.22	32,661.83	57,511.81	130,093.86
Total Personnel Services – Salaries	\$39,920.22	\$32,661.83	\$57,511.81	\$130,093.86
200 Personnel Services – Employee Benefits				
220 Social Security Contributions	3,894.27	3,162.37	1,964.52	9,021.16
230 PSERS Retirement Contributions	10,593.75	14,129.52	8,705.52	33,428.79
Total Personnel Services – Employee Benefits	\$14,488.02	\$17,291.89	\$10,670.04	\$42,449.95
300 Purchased Professional and Technical Services				
322 Professional Educational Services – Ius		315,600.00		315,600.00
Total Purchased Professional and Technical Services		\$315,600.00		\$315,600.00
500 Other Purchased Services				
510 Student Transportation Services	24,283.92	24,283.92	48,567.84	97,135.68
561 Tuition To Other School Districts Within the State		5,088.07		5,088.07
Total Other Purchased Services	\$24,283.92	\$29,371.99	\$48,567.84	\$102,223.75
600 Supplies				
610 General Supplies	382.82			382.82
Total Supplies	\$382.82			\$382.82
Total 1400 Other Instructional Programs – Elementary / Secondary	\$79,074.98	\$394,925.71	\$116,749.69	\$590,750.38

General Fund (10)

	<u>Elementary</u>	<u>Secondary</u>	<u>Federal</u>	<u>Total</u>
1420 Summer School				
100 Personnel Services – Salaries				
120 Professional – Educational	19,870.22	21,529.20	24,801.27	66,200.69
Total Personnel Services – Salaries	\$19,870.22	\$21,529.20	\$24,801.27	\$66,200.69
200 Personnel Services – Employee Benefits				
220 Social Security Contributions	2,360.72	2,334.78	1,964.52	6,660.02
230 PSERS Retirement Contributions	10,542.90	10,346.28	8,705.52	29,594.70
Total Personnel Services – Employee Benefits	\$12,903.62	\$12,681.06	\$10,670.04	\$36,254.72
500 Other Purchased Services				
510 Student Transportation Services	24,283.92	24,283.92	48,567.84	97,135.68
Total Other Purchased Services	\$24,283.92	\$24,283.92	\$48,567.84	\$97,135.68
600 Supplies				
610 General Supplies	382.82			382.82
Total Supplies	\$382.82			\$382.82
Total 1420 Summer School	\$57,440.58	\$58,494.18	\$84,039.15	\$199,973.91

General Fund (10)

	<u>Elementary</u>	<u>Secondary</u>	<u>Federal</u>	<u>Total</u>
1430 Homebound Instruction				
100 Personnel Services – Salaries				
120 Professional – Educational	20,050.00	4,020.00		24,070.00
Total Personnel Services – Salaries	\$20,050.00	\$4,020.00		\$24,070.00
200 Personnel Services – Employee Benefits				
220 Social Security Contributions	1,533.55	302.34		1,835.89
230 PSERS Retirement Contributions	50.85	1,362.78		1,413.63
Total Personnel Services – Employee Benefits	\$1,584.40	\$1,665.12		\$3,249.52
Total 1430 Homebound Instruction	\$21,634.40	\$5,685.12		\$27,319.52

General Fund (10)

	<u>Elementary</u>	<u>Secondary</u>	<u>Federal</u>	<u>Total</u>
1440 Alternative Regular Education Programs				
300 <u>Purchased Professional and Technical Services</u>				
322 Professional Educational Services – lus		315,600.00		315,600.00
Total Purchased Professional and Technical Services		\$315,600.00		\$315,600.00
500 <u>Other Purchased Services</u>				
561 Tuition To Other School Districts Within the State		5,088.07		5,088.07
Total Other Purchased Services		\$5,088.07		\$5,088.07
Total 1440 Alternative Regular Education Programs		\$320,688.07		\$320,688.07

LEA : 114067503 Schuylkill Valley SD

Printed 11/19/2025 5:03:59 PM

General Fund (10)

1441 Adjudicated / Court-Placed Programs

Elementary

Secondary

Federal

Total

300 Purchased Professional and Technical Services

322 Professional Educational Services – Ius

315,600.00

315,600.00

Total Purchased Professional and Technical Services

\$315,600.00

\$315,600.00

500 Other Purchased Services

561 Tuition To Other School Districts Within the State

5,088.07

5,088.07

Total Other Purchased Services

\$5,088.07

\$5,088.07

Total 1441 Adjudicated / Court-Placed Programs

\$320,688.07

\$320,688.07

General Fund (10)

	<u>Elementary</u>	<u>Secondary</u>	<u>Federal</u>	<u>Total</u>
1450 Instructional Programs Outside the Established School Day				
100 Personnel Services – Salaries				
120 Professional – Educational		7,112.63	32,710.54	39,823.17
Total Personnel Services – Salaries		\$7,112.63	\$32,710.54	\$39,823.17
200 Personnel Services – Employee Benefits				
220 Social Security Contributions		525.25		525.25
230 PSERS Retirement Contributions		2,420.46		2,420.46
Total Personnel Services – Employee Benefits		\$2,945.71		\$2,945.71
Total 1450 Instructional Programs Outside the Established School Day		\$10,058.34	\$32,710.54	\$42,768.88

General Fund (10)

2000 Support Services

Total

100 Personnel Services – Salaries

100 Personnel Services – Salaries 4,925,266.10

Total Personnel Services – Salaries \$4,925,266.10

200 Personnel Services – Employee Benefits

210 Group Insurance – Contracted Provider 1,109,594.71

220 Social Security Contributions 365,776.44

230 PSERS Retirement Contributions 1,637,329.18

240 Tuition Reimbursement 142,055.06

Total Personnel Services – Employee Benefits \$3,254,755.39

300 Purchased Professional and Technical Services

322 Professional Educational Services – Ius 126,027.37

329 Professional Educational Services – Other 104,587.18

330 Other Professional Services 805,371.00

340 Technical Services 169,233.10

360 Employee Training and Development Services 52,410.83

390 Other Purchased Professional and Technical Services 20,200.52

Total Purchased Professional and Technical Services \$1,277,830.00

400 Purchased Property Services

410 Cleaning Services 301,375.03

420 Utility Services 72,039.69

430 Repairs and Maintenance Services 289,849.77

440 Rentals 15,820.14

Total Purchased Property Services \$679,084.63

500 Other Purchased Services

513 Contracted Carriers 2,736,354.77

516 Student Transportation Services From the IU 31,070.69

520 Insurance – General 115,838.75

530 Communications 95,738.32

549 Other Advertising/Public Relations 2,652.04

550 Printing and Binding 14,061.53

580 Travel 32,077.84

595 IU Payments By Withholding 36,299.78

Total Other Purchased Services \$3,064,093.72

600 Supplies

610 General Supplies 746,084.54

620 Energy 771,790.27

630 Food 4,298.32

640 Books and Periodicals 23,714.02

650 Supplies & Fees – Technology Related 440,956.03

Total Supplies \$1,986,843.18

700 Property

752 Capital Equipment – Original and Additional 320,113.30

758 Capitalized Technology Software - Original 61,040.22

General Fund (10)

2000 Support Services

Total

Total Property **\$381,153.52**

800 Other Objects

810 Dues and Fees 104,539.88

Total Other Objects **\$104,539.88**

Total 2000 Support Services **\$15,673,566.42**

General Fund (10)

	<u>Elementary</u>	<u>Secondary</u>	<u>Federal</u>	<u>Total</u>
2100 Support Services – Students				
100 Personnel Services – Salaries				
100 Personnel Services – Salaries	300,469.59	698,739.53	36,702.54	1,071,562.65
Total Personnel Services – Salaries	\$300,469.59	\$698,739.53	\$36,702.54	\$1,071,562.65
200 Personnel Services – Employee Benefits				
210 Group Insurance – Contracted Provider	69,767.41	84,347.08		184,732.09
220 Social Security Contributions	27,018.23	49,815.70		79,475.16
230 PSERS Retirement Contributions	122,964.59	228,243.18		363,124.22
Total Personnel Services – Employee Benefits	\$219,750.23	\$362,405.96		\$627,331.47
300 Purchased Professional and Technical Services				
322 Professional Educational Services – lus	56,227.37			56,227.37
330 Other Professional Services	321,868.70	63,944.80	6,217.18	392,030.68
390 Other Purchased Professional and Technical Services		4,925.52		4,925.52
Total Purchased Professional and Technical Services	\$378,096.07	\$68,870.32	\$6,217.18	\$453,183.57
500 Other Purchased Services				
530 Communications	1,868.38	3,736.76		5,605.14
580 Travel	347.14	694.28		1,041.42
Total Other Purchased Services	\$2,215.52	\$4,431.04		\$6,646.56
600 Supplies				
610 General Supplies	2,794.07	3,498.34		6,292.41
630 Food	94.08	188.16		282.24
650 Supplies & Fees – Technology Related	2,439.84	8,447.68		10,887.52
Total Supplies	\$5,327.99	\$12,134.18		\$17,462.17
800 Other Objects				
810 Dues and Fees	353.67	707.34		1,061.01
Total Other Objects	\$353.67	\$707.34		\$1,061.01
Total 2100 Support Services – Students	\$906,213.07	\$1,147,288.37	\$42,919.72	\$2,177,247.43

General Fund (10)

	<u>Elementary</u>	<u>Secondary</u>	<u>Federal</u>	<u>Total</u>
2110 Supervision of Student Services				
100 Personnel Services – Salaries				
100 Personnel Services – Salaries	110,993.36	221,987.72		332,981.08
Total Personnel Services – Salaries	\$110,993.36	\$221,987.72		\$332,981.08
200 Personnel Services – Employee Benefits				
210 Group Insurance – Contracted Provider	20,371.50	40,743.00		61,114.50
220 Social Security Contributions	8,334.88	16,669.76		25,004.64
230 PSERS Retirement Contributions	37,295.03	74,590.06		111,885.09
Total Personnel Services – Employee Benefits	\$66,001.41	\$132,002.82		\$198,004.23
300 Purchased Professional and Technical Services				
330 Other Professional Services	31,972.40	63,944.80		95,917.20
Total Purchased Professional and Technical Services	\$31,972.40	\$63,944.80		\$95,917.20
500 Other Purchased Services				
530 Communications	1,868.38	3,736.76		5,605.14
580 Travel	347.14	694.28		1,041.42
Total Other Purchased Services	\$2,215.52	\$4,431.04		\$6,646.56
600 Supplies				
610 General Supplies	908.67	1,817.34		2,726.01
630 Food	94.08	188.16		282.24
650 Supplies & Fees – Technology Related	2,439.84	4,879.68		7,319.52
Total Supplies	\$3,442.59	\$6,885.18		\$10,327.77
800 Other Objects				
810 Dues and Fees	353.67	707.34		1,061.01
Total Other Objects	\$353.67	\$707.34		\$1,061.01
Total 2110 Supervision of Student Services	\$214,978.95	\$429,958.90		\$644,937.85

General Fund (10)

	<u>Elementary</u>	<u>Secondary</u>	<u>Federal</u>	<u>Total</u>
2111 Supervision of Student Services – Head of Component				
100 Personnel Services – Salaries				
100 Personnel Services – Salaries	50,180.61	100,362.22		150,542.83
Total Personnel Services – Salaries	\$50,180.61	\$100,362.22		\$150,542.83
200 Personnel Services – Employee Benefits				
210 Group Insurance – Contracted Provider	10,737.62	21,475.24		32,212.86
220 Social Security Contributions	3,767.22	7,534.44		11,301.66
230 PSERS Retirement Contributions	16,427.89	32,855.78		49,283.67
Total Personnel Services – Employee Benefits	\$30,932.73	\$61,865.46		\$92,798.19
300 Purchased Professional and Technical Services				
330 Other Professional Services	31,972.40	63,944.80		95,917.20
Total Purchased Professional and Technical Services	\$31,972.40	\$63,944.80		\$95,917.20
500 Other Purchased Services				
530 Communications	1,868.38	3,736.76		5,605.14
580 Travel	347.14	694.28		1,041.42
Total Other Purchased Services	\$2,215.52	\$4,431.04		\$6,646.56
600 Supplies				
610 General Supplies	908.67	1,817.34		2,726.01
630 Food	94.08	188.16		282.24
650 Supplies & Fees – Technology Related	2,439.84	4,879.68		7,319.52
Total Supplies	\$3,442.59	\$6,885.18		\$10,327.77
800 Other Objects				
810 Dues and Fees	353.67	707.34		1,061.01
Total Other Objects	\$353.67	\$707.34		\$1,061.01
Total 2111 Supervision of Student Services – Head of Component	\$119,097.52	\$238,196.04		\$357,293.56

General Fund (10)

	<u>Elementary</u>	<u>Secondary</u>	<u>Federal</u>	<u>Total</u>
2119 Supervision of Student Services – All Other Supervision				
100 Personnel Services – Salaries				
100 Personnel Services – Salaries	60,812.75	121,625.50		182,438.25
Total Personnel Services – Salaries	\$60,812.75	\$121,625.50		\$182,438.25
200 Personnel Services – Employee Benefits				
210 Group Insurance – Contracted Provider	9,633.88	19,267.76		28,901.64
220 Social Security Contributions	4,567.66	9,135.32		13,702.98
230 PSERS Retirement Contributions	20,867.14	41,734.28		62,601.42
Total Personnel Services – Employee Benefits	\$35,068.68	\$70,137.36		\$105,206.04
Total 2119 Supervision of Student Services – All Other Supervision	\$95,881.43	\$191,762.86		\$287,644.29

General Fund (10)

	<u>Elementary</u>	<u>Secondary</u>	<u>Federal</u>	<u>Total</u>
2120 Guidance Services				
100 Personnel Services – Salaries				
100 Personnel Services – Salaries	124,667.44	476,751.81		601,419.25
Total Personnel Services – Salaries	\$124,667.44	\$476,751.81		\$601,419.25
200 Personnel Services – Employee Benefits				
210 Group Insurance – Contracted Provider	20,881.51	43,604.08		64,485.59
220 Social Security Contributions	11,204.90	33,145.94		44,350.84
230 PSERS Retirement Contributions	51,257.35	153,653.12		204,910.47
Total Personnel Services – Employee Benefits	\$83,343.76	\$230,403.14		\$313,746.90
300 Purchased Professional and Technical Services				
330 Other Professional Services	117,413.50			117,413.50
390 Other Purchased Professional and Technical Services		4,925.52		4,925.52
Total Purchased Professional and Technical Services	\$117,413.50	\$4,925.52		\$122,339.02
600 Supplies				
610 General Supplies		1,681.00		1,681.00
650 Supplies & Fees – Technology Related		3,568.00		3,568.00
Total Supplies		\$5,249.00		\$5,249.00
Total 2120 Guidance Services	\$325,424.70	\$717,329.47		\$1,042,754.17

General Fund (10)

2130 Attendance Services

Elementary

Secondary

Federal

Total

100 Personnel Services – Salaries

100 Personnel Services – Salaries

35,650.99

Total Personnel Services – Salaries

\$35,650.99

200 Personnel Services – Employee Benefits

210 Group Insurance – Contracted Provider

30,617.60

220 Social Security Contributions

2,641.23

230 PSERS Retirement Contributions

11,916.45

Total Personnel Services – Employee Benefits

\$45,175.28

Total 2130 Attendance Services

\$80,826.27

General Fund (10)

	<u>Elementary</u>	<u>Secondary</u>	<u>Federal</u>	<u>Total</u>
2140 Psychological Services				
100 Personnel Services – Salaries				
100 Personnel Services – Salaries	64,808.79		36,702.54	101,511.33
Total Personnel Services – Salaries	\$64,808.79		\$36,702.54	\$101,511.33
200 Personnel Services – Employee Benefits				
210 Group Insurance – Contracted Provider	28,514.40			28,514.40
220 Social Security Contributions	7,478.45			7,478.45
230 PSERS Retirement Contributions	34,412.21			34,412.21
Total Personnel Services – Employee Benefits	\$70,405.06			\$70,405.06
300 Purchased Professional and Technical Services				
322 Professional Educational Services – lus	56,227.37			56,227.37
330 Other Professional Services	172,482.80			172,482.80
Total Purchased Professional and Technical Services	\$228,710.17			\$228,710.17
600 Supplies				
610 General Supplies	1,885.40			1,885.40
Total Supplies	\$1,885.40			\$1,885.40
Total 2140 Psychological Services	\$365,809.42		\$36,702.54	\$402,511.96

General Fund (10)

2160 Social Work Services

Elementary

Secondary

Federal

Total

300 Purchased Professional and Technical Services

330 Other Professional Services

3,217.18

3,217.18

Total Purchased Professional and Technical Services

\$3,217.18

\$3,217.18

Total 2160 Social Work Services

\$3,217.18

\$3,217.18

General Fund (10)

2170 Student Accounting Services

Elementary

Secondary

Federal

Total

300 Purchased Professional and Technical Services

330 Other Professional Services

3,000.00

3,000.00

Total Purchased Professional and Technical Services

\$3,000.00

\$3,000.00

Total 2170 Student Accounting Services

\$3,000.00

\$3,000.00

General Fund (10)

	<u>Elementary</u>	<u>Secondary</u>	<u>Federal</u>	<u>Total</u>
2200 Support Services – Instructional Staff				
100 Personnel Services – Salaries				
100 Personnel Services – Salaries	168,064.02	279,693.78		447,757.80
Total Personnel Services – Salaries	\$168,064.02	\$279,693.78		\$447,757.80
200 Personnel Services – Employee Benefits				
210 Group Insurance – Contracted Provider	21,380.34	57,202.02		78,582.36
220 Social Security Contributions	12,593.69	20,542.49		33,136.18
230 PSERS Retirement Contributions	56,317.31	94,189.75		150,507.06
240 Tuition Reimbursement	71,027.53	71,027.53		142,055.06
Total Personnel Services – Employee Benefits	\$161,318.87	\$242,961.79		\$404,280.66
300 Purchased Professional and Technical Services				
322 Professional Educational Services – Ius	34,900.00	34,900.00		69,800.00
330 Other Professional Services		47,431.32		47,431.32
340 Technical Services		6,189.25		6,189.25
360 Employee Training and Development Services	5,907.24	36,033.58		41,940.82
Total Purchased Professional and Technical Services	\$40,807.24	\$124,554.15		\$165,361.39
500 Other Purchased Services				
580 Travel		21,163.82		21,163.82
Total Other Purchased Services		\$21,163.82		\$21,163.82
600 Supplies				
610 General Supplies	99,221.52	266,883.60	166,200.09	532,305.21
640 Books and Periodicals	5,254.37	18,362.65		23,617.02
650 Supplies & Fees – Technology Related		25,151.38		25,151.38
Total Supplies	\$104,475.89	\$310,397.63	\$166,200.09	\$581,073.61
800 Other Objects				
810 Dues and Fees		750.00		750.00
Total Other Objects		\$750.00		\$750.00
Total 2200 Support Services – Instructional Staff	\$474,666.02	\$979,521.17	\$166,200.09	\$1,620,387.28

General Fund (10)

2220 Technology Support Services

600 Supplies

650 Supplies & Fees – Technology Related

Total Supplies

Total 2220 Technology Support Services

Elementary

Secondary

Federal

Total

25,151.38

25,151.38

\$25,151.38

\$25,151.38

\$25,151.38

\$25,151.38

General Fund (10)

	<u>Elementary</u>	<u>Secondary</u>	<u>Federal</u>	<u>Total</u>
2250 School Library Services				
100 Personnel Services – Salaries				
100 Personnel Services – Salaries	110,173.14	221,965.78		332,138.92
Total Personnel Services – Salaries	\$110,173.14	\$221,965.78		\$332,138.92
200 Personnel Services – Employee Benefits				
210 Group Insurance – Contracted Provider	21,207.12	57,028.80		78,235.92
220 Social Security Contributions	8,218.92	16,180.25		24,399.17
230 PSERS Retirement Contributions	37,249.77	75,177.43		112,427.20
Total Personnel Services – Employee Benefits	\$66,675.81	\$148,386.48		\$215,062.29
300 Purchased Professional and Technical Services				
340 Technical Services		6,189.25		6,189.25
Total Purchased Professional and Technical Services		\$6,189.25		\$6,189.25
600 Supplies				
610 General Supplies	(91.64)	1,370.36		1,278.72
640 Books and Periodicals	5,254.37	18,362.65		23,617.02
Total Supplies	\$5,162.73	\$19,733.01		\$24,895.74
Total 2250 School Library Services	\$182,011.68	\$396,274.52		\$578,286.20

General Fund (10)

	<u>Elementary</u>	<u>Secondary</u>	<u>Federal</u>	<u>Total</u>
2260 Instruction and Curriculum Development Services				
100 Personnel Services – Salaries				
100 Personnel Services – Salaries	57,355.70	57,355.69		114,711.39
Total Personnel Services – Salaries	\$57,355.70	\$57,355.69		\$114,711.39
200 Personnel Services – Employee Benefits				
210 Group Insurance – Contracted Provider	173.22	173.22		346.44
220 Social Security Contributions	4,334.84	4,334.83		8,669.67
230 PSERS Retirement Contributions	18,886.11	18,886.10		37,772.21
Total Personnel Services – Employee Benefits	\$23,394.17	\$23,394.15		\$46,788.32
600 Supplies				
610 General Supplies	99,313.16	265,513.24	166,200.09	531,026.49
Total Supplies	\$99,313.16	\$265,513.24	\$166,200.09	\$531,026.49
Total 2260 Instruction and Curriculum Development Services	\$180,063.03	\$346,263.08	\$166,200.09	\$692,526.20

General Fund (10)

	<u>Elementary</u>	<u>Secondary</u>	<u>Federal</u>	<u>Total</u>
2270 Instructional Staff Professional Development Services				
100 Personnel Services – Salaries				
100 Personnel Services – Salaries	535.18	372.31		907.49
Total Personnel Services – Salaries	\$535.18	\$372.31		\$907.49
200 Personnel Services – Employee Benefits				
220 Social Security Contributions	39.93	27.41		67.34
230 PSERS Retirement Contributions	181.43	126.22		307.65
240 Tuition Reimbursement	71,027.53	71,027.53		142,055.06
Total Personnel Services – Employee Benefits	\$71,248.89	\$71,181.16		\$142,430.05
300 Purchased Professional and Technical Services				
322 Professional Educational Services – lus	34,900.00	34,900.00		69,800.00
360 Employee Training and Development Services	5,907.24	36,033.58		41,940.82
Total Purchased Professional and Technical Services	\$40,807.24	\$70,933.58		\$111,740.82
500 Other Purchased Services				
580 Travel		21,163.82		21,163.82
Total Other Purchased Services		\$21,163.82		\$21,163.82
800 Other Objects				
810 Dues and Fees		750.00		750.00
Total Other Objects		\$750.00		\$750.00
Total 2270 Instructional Staff Professional Development Services	\$112,591.31	\$164,400.87		\$276,992.18

General Fund (10)

2290 Other Instructional Staff Services

Elementary

Secondary

Federal

Total

300 Purchased Professional and Technical Services

330 Other Professional Services

47,431.32

47,431.32

Total Purchased Professional and Technical Services

\$47,431.32

\$47,431.32

Total 2290 Other Instructional Staff Services

\$47,431.32

\$47,431.32

General Fund (10)

	<u>Elementary</u>	<u>Secondary</u>	<u>Federal</u>	<u>Total</u>
2300 Support Services – Administration				
100 Personnel Services – Salaries				
100 Personnel Services – Salaries	283,338.03	588,705.96		1,171,645.59
Total Personnel Services – Salaries	\$283,338.03	\$588,705.96		\$1,171,645.59
200 Personnel Services – Employee Benefits				
210 Group Insurance – Contracted Provider	69,539.29	99,880.14		232,877.00
220 Social Security Contributions	20,742.29	44,102.29		87,394.67
230 PSERS Retirement Contributions	94,380.21	195,765.94		386,093.62
Total Personnel Services – Employee Benefits	\$184,661.79	\$339,748.37		\$706,365.29
300 Purchased Professional and Technical Services				
330 Other Professional Services				253,142.73
Total Purchased Professional and Technical Services				\$253,142.73
400 Purchased Property Services				
430 Repairs and Maintenance Services				1,424.47
Total Purchased Property Services				\$1,424.47
500 Other Purchased Services				
520 Insurance – General				115,838.75
530 Communications				1,027.82
549 Other Advertising/Public Relations				547.04
550 Printing and Binding		540.00		7,815.30
580 Travel	5,442.55			8,289.84
Total Other Purchased Services	\$5,442.55	\$540.00		\$133,518.75
600 Supplies				
610 General Supplies		2,724.94		32,068.68
630 Food		32.96		4,016.08
640 Books and Periodicals				97.00
650 Supplies & Fees – Technology Related		2,331.00		17,721.00
Total Supplies		\$5,088.90		\$53,902.76
800 Other Objects				
810 Dues and Fees	1,606.00	4,855.50		95,758.41
Total Other Objects	\$1,606.00	\$4,855.50		\$95,758.41
Total 2300 Support Services – Administration	\$475,048.37	\$938,938.73		\$2,415,758.00

General Fund (10)

	<u>Elementary</u>	<u>Secondary</u>	<u>Federal</u>	<u>Total</u>
2310 Board Services				
300 <u>Purchased Professional and Technical Services</u>				
330 Other Professional Services				41,260.00
Total Purchased Professional and Technical Services				\$41,260.00
400 <u>Purchased Property Services</u>				
430 Repairs and Maintenance Services				1,424.47
Total Purchased Property Services				\$1,424.47
500 <u>Other Purchased Services</u>				
520 Insurance – General				115,838.75
530 Communications				619.11
549 Other Advertising/Public Relations				547.04
550 Printing and Binding				580.00
580 Travel				1,378.25
Total Other Purchased Services				\$118,963.15
600 <u>Supplies</u>				
610 General Supplies				512.72
630 Food				98.55
650 Supplies & Fees – Technology Related				10,000.00
Total Supplies				\$10,611.27
800 <u>Other Objects</u>				
810 Dues and Fees				17,212.33
Total Other Objects				\$17,212.33
Total 2310 Board Services				\$189,471.22

General Fund (10)

2330 Tax Assessment and Collection Services	<u>Elementary</u>	<u>Secondary</u>	<u>Federal</u>	<u>Total</u>
100 Personnel Services – Salaries				
100 Personnel Services – Salaries				45,387.70
Total Personnel Services – Salaries				\$45,387.70
200 Personnel Services – Employee Benefits				
210 Group Insurance – Contracted Provider				15,289.94
220 Social Security Contributions				3,336.77
230 PSERS Retirement Contributions				10,313.67
Total Personnel Services – Employee Benefits				\$28,940.38
500 Other Purchased Services				
530 Communications				408.71
550 Printing and Binding				6,695.30
Total Other Purchased Services				\$7,104.01
600 Supplies				
610 General Supplies				240.00
650 Supplies & Fees – Technology Related				5,390.00
Total Supplies				\$5,630.00
Total 2330 Tax Assessment and Collection Services				\$87,062.09

General Fund (10)

	<u>Elementary</u>	<u>Secondary</u>	<u>Federal</u>	<u>Total</u>
2350 Legal and Accounting Services				
300 <u>Purchased Professional and Technical Services</u>				
330 Other Professional Services				211,882.73
Total Purchased Professional and Technical Services				\$211,882.73
800 <u>Other Objects</u>				
810 Dues and Fees				69,124.60
Total Other Objects				\$69,124.60
Total 2350 Legal and Accounting Services				\$281,007.33

General Fund (10)

2360 Office of the Superintendent / Executive Director Services	<u>Elementary</u>	<u>Secondary</u>	<u>Federal</u>	<u>Total</u>
100 Personnel Services – Salaries				
100 Personnel Services – Salaries				254,213.90
Total Personnel Services – Salaries				\$254,213.90
200 Personnel Services – Employee Benefits				
210 Group Insurance – Contracted Provider				48,167.63
220 Social Security Contributions				19,213.32
230 PSERS Retirement Contributions				85,633.80
Total Personnel Services – Employee Benefits				\$153,014.75
500 Other Purchased Services				
580 Travel				1,469.04
Total Other Purchased Services				\$1,469.04
600 Supplies				
610 General Supplies				28,591.02
630 Food				3,884.57
640 Books and Periodicals				97.00
Total Supplies				\$32,572.59
800 Other Objects				
810 Dues and Fees				2,959.98
Total Other Objects				\$2,959.98
Total 2360 Office of the Superintendent / Executive Director Services				\$444,230.26

General Fund (10)

2380 Office of the Principal Services

100 Personnel Services – Salaries

	<u>Elementary</u>	<u>Secondary</u>	<u>Federal</u>	<u>Total</u>
100 Personnel Services – Salaries	283,338.03	588,705.96		872,043.99
Total Personnel Services – Salaries	\$283,338.03	\$588,705.96		\$872,043.99

200 Personnel Services – Employee Benefits

210 Group Insurance – Contracted Provider	69,539.29	99,880.14		169,419.43
220 Social Security Contributions	20,742.29	44,102.29		64,844.58
230 PSERS Retirement Contributions	94,380.21	195,765.94		290,146.15
Total Personnel Services – Employee Benefits	\$184,661.79	\$339,748.37		\$524,410.16

500 Other Purchased Services

550 Printing and Binding		540.00		540.00
580 Travel	5,442.55			5,442.55
Total Other Purchased Services	\$5,442.55	\$540.00		\$5,982.55

600 Supplies

610 General Supplies		2,724.94		2,724.94
630 Food		32.96		32.96
650 Supplies & Fees – Technology Related		2,331.00		2,331.00
Total Supplies		\$5,088.90		\$5,088.90

800 Other Objects

810 Dues and Fees	1,606.00	4,855.50		6,461.50
Total Other Objects	\$1,606.00	\$4,855.50		\$6,461.50
Total 2380 Office of the Principal Services	\$475,048.37	\$938,938.73		\$1,413,987.10

General Fund (10)

	<u>Elementary</u>	<u>Secondary</u>	<u>Federal</u>	<u>Total</u>
2400 Support Services – Pupil Health				
100 Personnel Services – Salaries				
100 Personnel Services – Salaries				175,948.93
Total Personnel Services – Salaries				\$175,948.93
200 Personnel Services – Employee Benefits				
210 Group Insurance – Contracted Provider				52,815.65
220 Social Security Contributions				12,942.07
230 PSERS Retirement Contributions				58,075.92
Total Personnel Services – Employee Benefits				\$123,833.64
300 Purchased Professional and Technical Services				
330 Other Professional Services				(504.00)
Total Purchased Professional and Technical Services				(\$504.00)
400 Purchased Property Services				
430 Repairs and Maintenance Services				1.34
Total Purchased Property Services				\$1.34
600 Supplies				
610 General Supplies				10,512.03
Total Supplies				\$10,512.03
800 Other Objects				
810 Dues and Fees				130.00
Total Other Objects				\$130.00
Total 2400 Support Services – Pupil Health				\$309,921.94

General Fund (10)

2420 Medical Services

Elementary

Secondary

Federal

Total

300 Purchased Professional and Technical Services

330 Other Professional Services

(504.00)

Total Purchased Professional and Technical Services

(\$504.00)

Total 2420 Medical Services

(\$504.00)

General Fund (10)

2440 Nursing Services

	<u>Elementary</u>	<u>Secondary</u>	<u>Federal</u>	<u>Total</u>
100 Personnel Services – Salaries				
100 Personnel Services – Salaries				175,948.93
Total Personnel Services – Salaries				\$175,948.93
200 Personnel Services – Employee Benefits				
210 Group Insurance – Contracted Provider				52,815.65
220 Social Security Contributions				12,942.07
230 PSERS Retirement Contributions				58,075.92
Total Personnel Services – Employee Benefits				\$123,833.64
400 Purchased Property Services				
430 Repairs and Maintenance Services				1.34
Total Purchased Property Services				\$1.34
600 Supplies				
610 General Supplies				9,509.64
Total Supplies				\$9,509.64
800 Other Objects				
810 Dues and Fees				130.00
Total Other Objects				\$130.00
Total 2440 Nursing Services				\$309,423.55

LEA : 114067503 Schuylkill Valley SD

Printed 11/19/2025 5:04:08 PM

General Fund (10)

2490 Other Health Services

Elementary

Secondary

Federal

Total

600 Supplies

610 General Supplies

1,002.39

Total Supplies

\$1,002.39

Total 2490 Other Health Services

\$1,002.39

General Fund (10)

	<u>Elementary</u>	<u>Secondary</u>	<u>Federal</u>	<u>Total</u>
2500 Support Services – Business				
100 Personnel Services – Salaries				
100 Personnel Services – Salaries				372,893.39
Total Personnel Services – Salaries				\$372,893.39
200 Personnel Services – Employee Benefits				
210 Group Insurance – Contracted Provider				99,984.62
220 Social Security Contributions				27,701.51
230 PSERS Retirement Contributions				123,831.13
Total Personnel Services – Employee Benefits				\$251,517.26
300 Purchased Professional and Technical Services				
329 Professional Educational Services – Other				1,569.00
340 Technical Services				17,282.65
390 Other Purchased Professional and Technical Services				15,000.00
Total Purchased Professional and Technical Services				\$33,851.65
400 Purchased Property Services				
430 Repairs and Maintenance Services				990.00
Total Purchased Property Services				\$990.00
500 Other Purchased Services				
530 Communications				5,996.07
580 Travel				146.90
Total Other Purchased Services				\$6,142.97
600 Supplies				
610 General Supplies				2,601.39
650 Supplies & Fees – Technology Related				26,188.76
Total Supplies				\$28,790.15
800 Other Objects				
810 Dues and Fees				4,972.58
Total Other Objects				\$4,972.58
Total 2500 Support Services – Business				\$699,158.00

General Fund (10)

2510 Fiscal Services

Elementary Secondary Federal Total

100	<u>Personnel Services – Salaries</u>				
	100 Personnel Services – Salaries				372,893.39
Total Personnel Services – Salaries					\$372,893.39
200	<u>Personnel Services – Employee Benefits</u>				
	210 Group Insurance – Contracted Provider				99,984.62
	220 Social Security Contributions				27,701.51
	230 PSERS Retirement Contributions				123,831.13
Total Personnel Services – Employee Benefits					\$251,517.26
300	<u>Purchased Professional and Technical Services</u>				
	329 Professional Educational Services – Other				1,569.00
	340 Technical Services				17,282.65
	390 Other Purchased Professional and Technical Services				15,000.00
Total Purchased Professional and Technical Services					\$33,851.65
400	<u>Purchased Property Services</u>				
	430 Repairs and Maintenance Services				990.00
Total Purchased Property Services					\$990.00
500	<u>Other Purchased Services</u>				
	530 Communications				5,996.07
	580 Travel				146.90
Total Other Purchased Services					\$6,142.97
600	<u>Supplies</u>				
	610 General Supplies				2,601.39
	650 Supplies & Fees – Technology Related				26,188.76
Total Supplies					\$28,790.15
800	<u>Other Objects</u>				
	810 Dues and Fees				4,972.58
Total Other Objects					\$4,972.58
Total 2510 Fiscal Services					\$699,158.00

General Fund (10)

	<u>Elementary</u>	<u>Secondary</u>	<u>Federal</u>	<u>Total</u>
2511 Supervision of Fiscal Services - Head of Component				
100 <u>Personnel Services – Salaries</u>				
100 Personnel Services – Salaries				308,776.15
Total Personnel Services – Salaries				\$308,776.15
200 <u>Personnel Services – Employee Benefits</u>				
210 Group Insurance – Contracted Provider				69,348.14
220 Social Security Contributions				23,069.43
230 PSERS Retirement Contributions				102,776.47
Total Personnel Services – Employee Benefits				\$195,194.04
300 <u>Purchased Professional and Technical Services</u>				
329 Professional Educational Services – Other				1,569.00
340 Technical Services				17,282.65
390 Other Purchased Professional and Technical Services				15,000.00
Total Purchased Professional and Technical Services				\$33,851.65
400 <u>Purchased Property Services</u>				
430 Repairs and Maintenance Services				990.00
Total Purchased Property Services				\$990.00
500 <u>Other Purchased Services</u>				
530 Communications				5,996.07
580 Travel				146.90
Total Other Purchased Services				\$6,142.97
600 <u>Supplies</u>				
610 General Supplies				2,601.39
650 Supplies & Fees – Technology Related				26,188.76
Total Supplies				\$28,790.15
800 <u>Other Objects</u>				
810 Dues and Fees				1,379.00
Total Other Objects				\$1,379.00
Total 2511 Supervision of Fiscal Services - Head of Component				\$575,123.96

General Fund (10)

2513 Receiving and Disbursing Funds Services

Elementary

Secondary

Federal

Total

100 Personnel Services – Salaries

100 Personnel Services – Salaries

24,020.89

Total Personnel Services – Salaries

\$24,020.89

200 Personnel Services – Employee Benefits

210 Group Insurance – Contracted Provider

15,234.05

220 Social Security Contributions

1,731.20

230 PSERS Retirement Contributions

8,063.13

Total Personnel Services – Employee Benefits

\$25,028.38

Total 2513 Receiving and Disbursing Funds Services

\$49,049.27

General Fund (10)

2514 Payroll Services

Elementary

Secondary

Federal

Total

100 Personnel Services – Salaries

100 Personnel Services – Salaries

30,673.09

Total Personnel Services – Salaries

\$30,673.09

200 Personnel Services – Employee Benefits

210 Group Insurance – Contracted Provider

15,289.71

220 Social Security Contributions

2,211.80

230 PSERS Retirement Contributions

10,200.23

Total Personnel Services – Employee Benefits

\$27,701.74

Total 2514 Payroll Services

\$58,374.83

General Fund (10)

	<u>Elementary</u>	<u>Secondary</u>	<u>Federal</u>	<u>Total</u>
2515 Financial Accounting Services				
100 Personnel Services – Salaries				
100 Personnel Services – Salaries				9,423.26
Total Personnel Services – Salaries				\$9,423.26
200 Personnel Services – Employee Benefits				
210 Group Insurance – Contracted Provider				112.72
220 Social Security Contributions				689.08
230 PSERS Retirement Contributions				2,791.30
Total Personnel Services – Employee Benefits				\$3,593.10
Total 2515 Financial Accounting Services				\$13,016.36

General Fund (10)

2519 Other Fiscal Services

Elementary

Secondary

Federal

Total

800 Other Objects

810 Dues and Fees

3,593.58

Total Other Objects

\$3,593.58

Total 2519 Other Fiscal Services

\$3,593.58

General Fund (10)

	<u>Elementary</u>	<u>Secondary</u>	<u>Federal</u>	<u>Total</u>
2600 Operation and Maintenance of Plant Services				
100 Personnel Services – Salaries				
100 Personnel Services – Salaries				954,776.68
Total Personnel Services – Salaries				\$954,776.68
200 Personnel Services – Employee Benefits				
210 Group Insurance – Contracted Provider				286,822.96
220 Social Security Contributions				70,631.14
230 PSERS Retirement Contributions				310,448.07
Total Personnel Services – Employee Benefits				\$667,902.17
300 Purchased Professional and Technical Services				
330 Other Professional Services				104,825.27
Total Purchased Professional and Technical Services				\$104,825.27
400 Purchased Property Services				
410 Cleaning Services				301,375.03
420 Utility Services				72,039.69
430 Repairs and Maintenance Services				285,090.99
440 Rentals				15,820.14
Total Purchased Property Services				\$674,325.85
500 Other Purchased Services				
530 Communications				10.70
580 Travel				1,392.98
Total Other Purchased Services				\$1,403.68
600 Supplies				
610 General Supplies	57,010.20	98,804.88		155,815.08
620 Energy				771,790.27
Total Supplies	\$57,010.20	\$98,804.88		\$927,605.35
800 Other Objects				
810 Dues and Fees				673.00
Total Other Objects				\$673.00
Total 2600 Operation and Maintenance of Plant Services	\$57,010.20	\$98,804.88		\$3,331,512.00

General Fund (10)

	<u>Elementary</u>	<u>Secondary</u>	<u>Federal</u>	<u>Total</u>
2610 Supervision of Operation and Maintenance of Plant Services				
100 Personnel Services – Salaries				
100 Personnel Services – Salaries				254,789.75
Total Personnel Services – Salaries				\$254,789.75
200 Personnel Services – Employee Benefits				
210 Group Insurance – Contracted Provider				93,089.31
220 Social Security Contributions				18,671.60
230 PSERS Retirement Contributions				84,592.94
Total Personnel Services – Employee Benefits				\$196,353.85
Total 2610 Supervision of Operation and Maintenance of Plant Services				\$451,143.60

General Fund (10)

	<u>Elementary</u>	<u>Secondary</u>	<u>Federal</u>	<u>Total</u>
2611 Supervision of Operation and Maintenance of Plant Services – Head of Component				
100 Personnel Services – Salaries				
100 Personnel Services – Salaries				87,501.80
Total Personnel Services – Salaries				\$87,501.80
200 Personnel Services – Employee Benefits				
210 Group Insurance – Contracted Provider				21,840.14
220 Social Security Contributions				6,440.12
230 PSERS Retirement Contributions				29,489.75
Total Personnel Services – Employee Benefits				\$57,770.01
Total 2611 Supervision of Operation and Maintenance of Plant Services – Head of Component				\$145,271.81

General Fund (10)

2619 Supervision of Operation and Maintenance of Plant Services – All Other Supervision

Elementary

Secondary

Federal

Total

100 Personnel Services – Salaries

100 Personnel Services – Salaries

167,287.95

Total Personnel Services – Salaries

\$167,287.95

200 Personnel Services – Employee Benefits

210 Group Insurance – Contracted Provider

71,249.17

220 Social Security Contributions

12,231.48

230 PSERS Retirement Contributions

55,103.19

Total Personnel Services – Employee Benefits

\$138,583.84

Total 2619 Supervision of Operation and Maintenance of Plant Services – All Other Supervision

\$305,871.79

General Fund (10)

	<u>Elementary</u>	<u>Secondary</u>	<u>Federal</u>	<u>Total</u>
2620 Operation of Buildings Services				
100 Personnel Services – Salaries				
100 Personnel Services – Salaries				699,986.93
Total Personnel Services – Salaries				\$699,986.93
200 Personnel Services – Employee Benefits				
210 Group Insurance – Contracted Provider				193,733.65
220 Social Security Contributions				51,959.54
230 PSERS Retirement Contributions				225,855.13
Total Personnel Services – Employee Benefits				\$471,548.32
400 Purchased Property Services				
410 Cleaning Services				301,375.03
420 Utility Services				72,039.69
430 Repairs and Maintenance Services				285,090.99
440 Rentals				15,820.14
Total Purchased Property Services				\$674,325.85
500 Other Purchased Services				
530 Communications				10.70
580 Travel				1,392.98
Total Other Purchased Services				\$1,403.68
600 Supplies				
610 General Supplies	47,421.20	89,215.88		136,637.08
620 Energy				771,790.27
Total Supplies	\$47,421.20	\$89,215.88		\$908,427.35
800 Other Objects				
810 Dues and Fees				673.00
Total Other Objects				\$673.00
Total 2620 Operation of Buildings Services	\$47,421.20	\$89,215.88		\$2,756,365.13

General Fund (10)

2660 Safety and Security Services

Elementary

Secondary

Federal

Total

300 Purchased Professional and Technical Services

330 Other Professional Services

104,825.27

Total Purchased Professional and Technical Services

\$104,825.27

600 Supplies

610 General Supplies

9,589.00

9,589.00

19,178.00

Total Supplies

\$9,589.00

\$9,589.00

\$19,178.00

Total 2660 Safety and Security Services

\$9,589.00

\$9,589.00

\$124,003.27

General Fund (10)

	<u>Elementary</u>	<u>Secondary</u>	<u>Federal</u>	<u>Total</u>
2700 Student Transportation Services				
100 Personnel Services – Salaries				
100 Personnel Services – Salaries				24,035.05
Total Personnel Services – Salaries				\$24,035.05
200 Personnel Services – Employee Benefits				
210 Group Insurance – Contracted Provider				15,233.95
220 Social Security Contributions				1,732.20
230 PSERS Retirement Contributions				8,067.94
Total Personnel Services – Employee Benefits				\$25,034.09
300 Purchased Professional and Technical Services				
330 Other Professional Services				8,445.00
390 Other Purchased Professional and Technical Services				275.00
Total Purchased Professional and Technical Services				\$8,720.00
500 Other Purchased Services				
513 Contracted Carriers				2,736,354.77
516 Student Transportation Services From the IU				31,070.69
Total Other Purchased Services				\$2,767,425.46
600 Supplies				
610 General Supplies				1,335.36
Total Supplies				\$1,335.36
Total 2700 Student Transportation Services				\$2,826,549.96

General Fund (10)

2710 Supervision of Student Transportation Services	<u>Elementary</u>	<u>Secondary</u>	<u>Federal</u>	<u>Total</u>
100 Personnel Services – Salaries				
100 Personnel Services – Salaries				24,035.05
Total Personnel Services – Salaries				\$24,035.05
200 Personnel Services – Employee Benefits				
210 Group Insurance – Contracted Provider				15,233.95
220 Social Security Contributions				1,732.20
230 PSERS Retirement Contributions				8,067.94
Total Personnel Services – Employee Benefits				\$25,034.09
Total 2710 Supervision of Student Transportation Services				\$49,069.14

General Fund (10)

	<u>Elementary</u>	<u>Secondary</u>	<u>Federal</u>	<u>Total</u>
2711 Supervision of Student Transportation Services – Head of Component				
100 Personnel Services – Salaries				
100 Personnel Services – Salaries				24,035.05
Total Personnel Services – Salaries				\$24,035.05
200 Personnel Services – Employee Benefits				
210 Group Insurance – Contracted Provider				15,233.95
220 Social Security Contributions				1,732.20
230 PSERS Retirement Contributions				8,067.94
Total Personnel Services – Employee Benefits				\$25,034.09
Total 2711 Supervision of Student Transportation Services – Head of Component				\$49,069.14

General Fund (10)

2720 Vehicle Operation Services

Elementary

Secondary

Federal

Total

300 Purchased Professional and Technical Services

330 Other Professional Services

8,445.00

390 Other Purchased Professional and Technical Services

275.00

Total Purchased Professional and Technical Services

\$8,720.00

500 Other Purchased Services

513 Contracted Carriers

2,297,303.73

516 Student Transportation Services From the IU

31,070.69

Total Other Purchased Services

\$2,328,374.42

600 Supplies

610 General Supplies

1,335.36

Total Supplies

\$1,335.36

Total 2720 Vehicle Operation Services

\$2,338,429.78

General Fund (10)

2750 Nonpublic Transportation

Elementary

Secondary

Federal

Total

500 Other Purchased Services

513 Contracted Carriers

439,051.04

Total Other Purchased Services

\$439,051.04

Total 2750 Nonpublic Transportation

\$439,051.04

General Fund (10)

2800 Support Services – Central

Elementary Secondary Federal Total

100	<u>Personnel Services – Salaries</u>			
	100 Personnel Services – Salaries			706,646.01
Total Personnel Services – Salaries				\$706,646.01
200	<u>Personnel Services – Employee Benefits</u>			
	210 Group Insurance – Contracted Provider			158,546.08
	220 Social Security Contributions			52,763.51
	230 PSERS Retirement Contributions			237,181.22
Total Personnel Services – Employee Benefits				\$448,490.81
300	<u>Purchased Professional and Technical Services</u>			
	329 Professional Educational Services – Other			103,018.18
	340 Technical Services			145,761.20
	360 Employee Training and Development Services			10,470.01
Total Purchased Professional and Technical Services				\$259,249.39
400	<u>Purchased Property Services</u>			
	430 Repairs and Maintenance Services			2,342.97
Total Purchased Property Services				\$2,342.97
500	<u>Other Purchased Services</u>			
	530 Communications			83,098.59
	549 Other Advertising/Public Relations			2,105.00
	550 Printing and Binding			6,246.23
	580 Travel			42.88
Total Other Purchased Services				\$91,492.70
600	<u>Supplies</u>			
	610 General Supplies			5,154.38
	650 Supplies & Fees – Technology Related			361,007.37
Total Supplies				\$366,161.75
700	<u>Property</u>			
	752 Capital Equipment – Original and Additional		299,856.30	320,113.30
	758 Capitalized Technology Software - Original			61,040.22
Total Property				\$299,856.30 \$381,153.52
800	<u>Other Objects</u>			
	810 Dues and Fees			1,194.88
Total Other Objects				\$1,194.88
Total 2800 Support Services – Central			\$299,856.30	\$2,256,732.03

General Fund (10)

2820 Information Services

Elementary

Secondary

Federal

Total

100 Personnel Services – Salaries

100 Personnel Services – Salaries

67,005.22

Total Personnel Services – Salaries

\$67,005.22

200 Personnel Services – Employee Benefits

210 Group Insurance – Contracted Provider

30,561.72

220 Social Security Contributions

4,970.43

230 PSERS Retirement Contributions

22,324.12

Total Personnel Services – Employee Benefits

\$57,856.27

500 Other Purchased Services

530 Communications

5,151.00

550 Printing and Binding

6,246.23

Total Other Purchased Services

\$11,397.23

600 Supplies

610 General Supplies

12.33

Total Supplies

\$12.33

Total 2820 Information Services

\$136,271.05

General Fund (10)

	<u>Elementary</u>	<u>Secondary</u>	<u>Federal</u>	<u>Total</u>
2823 Public Information Services				
100 Personnel Services – Salaries				
100 Personnel Services – Salaries				67,005.22
Total Personnel Services – Salaries				\$67,005.22
200 Personnel Services – Employee Benefits				
210 Group Insurance – Contracted Provider				30,561.72
220 Social Security Contributions				4,970.43
230 PSERS Retirement Contributions				22,324.12
Total Personnel Services – Employee Benefits				\$57,856.27
500 Other Purchased Services				
530 Communications				5,151.00
550 Printing and Binding				6,246.23
Total Other Purchased Services				\$11,397.23
600 Supplies				
610 General Supplies				12.33
Total Supplies				\$12.33
Total 2823 Public Information Services				\$136,271.05

General Fund (10)

2830 Staff Services

	<u>Elementary</u>	<u>Secondary</u>	<u>Federal</u>	<u>Total</u>
100 Personnel Services – Salaries				
100 Personnel Services – Salaries				198,451.98
Total Personnel Services – Salaries				\$198,451.98
200 Personnel Services – Employee Benefits				
210 Group Insurance – Contracted Provider				41,317.64
220 Social Security Contributions				14,821.03
230 PSERS Retirement Contributions				66,160.94
Total Personnel Services – Employee Benefits				\$122,299.61
300 Purchased Professional and Technical Services				
329 Professional Educational Services – Other				103,018.18
360 Employee Training and Development Services				10,470.01
Total Purchased Professional and Technical Services				\$113,488.19
500 Other Purchased Services				
549 Other Advertising/Public Relations				2,105.00
Total Other Purchased Services				\$2,105.00
600 Supplies				
610 General Supplies				5,175.04
650 Supplies & Fees – Technology Related				47,674.17
Total Supplies				\$52,849.21
800 Other Objects				
810 Dues and Fees				1,194.88
Total Other Objects				\$1,194.88
Total 2830 Staff Services				\$490,388.87

General Fund (10)

	<u>Elementary</u>	<u>Secondary</u>	<u>Federal</u>	<u>Total</u>
2831 Supervision of Staff Services				
100 Personnel Services – Salaries				
100 Personnel Services – Salaries				198,451.98
Total Personnel Services – Salaries				\$198,451.98
200 Personnel Services – Employee Benefits				
210 Group Insurance – Contracted Provider				41,317.64
220 Social Security Contributions				14,821.03
230 PSERS Retirement Contributions				66,160.94
Total Personnel Services – Employee Benefits				\$122,299.61
300 Purchased Professional and Technical Services				
329 Professional Educational Services – Other				103,018.18
Total Purchased Professional and Technical Services				\$103,018.18
500 Other Purchased Services				
549 Other Advertising/Public Relations				2,105.00
Total Other Purchased Services				\$2,105.00
600 Supplies				
610 General Supplies				5,175.04
650 Supplies & Fees – Technology Related				47,674.17
Total Supplies				\$52,849.21
800 Other Objects				
810 Dues and Fees				1,194.88
Total Other Objects				\$1,194.88
Total 2831 Supervision of Staff Services				\$479,918.86

General Fund (10)

2836 Staff Development Services – Non-Instructional, Non-Certified Staff Only

Elementary

Secondary

Federal

Total

300 Purchased Professional and Technical Services

360 Employee Training and Development Services

10,470.01

Total Purchased Professional and Technical Services

\$10,470.01

Total 2836 Staff Development Services – Non-Instructional, Non-Certified Staff Only

\$10,470.01

General Fund (10)

	<u>Elementary</u>	<u>Secondary</u>	<u>Federal</u>	<u>Total</u>
2840 Data Processing Services				
100 Personnel Services – Salaries				
100 Personnel Services – Salaries				441,188.81
Total Personnel Services – Salaries				\$441,188.81
200 Personnel Services – Employee Benefits				
210 Group Insurance – Contracted Provider				86,666.72
220 Social Security Contributions				32,972.05
230 PSERS Retirement Contributions				148,696.16
Total Personnel Services – Employee Benefits				\$268,334.93
300 Purchased Professional and Technical Services				
340 Technical Services				145,761.20
Total Purchased Professional and Technical Services				\$145,761.20
400 Purchased Property Services				
430 Repairs and Maintenance Services				2,342.97
Total Purchased Property Services				\$2,342.97
500 Other Purchased Services				
530 Communications				77,947.59
580 Travel				42.88
Total Other Purchased Services				\$77,990.47
600 Supplies				
610 General Supplies				(32.99)
650 Supplies & Fees – Technology Related				313,333.20
Total Supplies				\$313,300.21
700 Property				
752 Capital Equipment – Original and Additional			299,856.30	320,113.30
758 Capitalized Technology Software - Original				61,040.22
Total Property			\$299,856.30	\$381,153.52
Total 2840 Data Processing Services			\$299,856.30	\$1,630,072.11

General Fund (10)

2900 Other Support Services

Elementary

Secondary

Federal

Total

500 Other Purchased Services

595 IU Payments By Withholding

36,299.78

Total Other Purchased Services

\$36,299.78

Total 2900 Other Support Services

\$36,299.78

General Fund (10)

2910 Support Services Not Listed Elsewhere In the 2000 Series

Elementary

Secondary

Federal

Total

500 Other Purchased Services

595 IU Payments By Withholding

36,299.78

Total Other Purchased Services

\$36,299.78

Total 2910 Support Services Not Listed Elsewhere In the 2000 Series

\$36,299.78

General Fund (10)

3000 Operation of Non-Instructional Services

Total

100 Personnel Services – Salaries

100 Personnel Services – Salaries	1,678.32
110 Official / Administrative Salaries	91,193.48
130 Professional – Other	1,054,327.94
150 Office / Clerical	38,676.77

Total Personnel Services – Salaries	\$1,185,876.51
--	-----------------------

200 Personnel Services – Employee Benefits

210 Group Insurance – Contracted Provider	64,130.96
220 Social Security Contributions	88,857.10
230 PSERS Retirement Contributions	377,854.55
260 Workers' Compensation	3,002.00

Total Personnel Services – Employee Benefits	\$533,844.61
---	---------------------

300 Purchased Professional and Technical Services

330 Other Professional Services	230,866.83
350 Security / Safety Services	14,262.01

Total Purchased Professional and Technical Services	\$245,128.84
--	---------------------

400 Purchased Property Services

410 Cleaning Services	2,667.00
430 Repairs and Maintenance Services	21,298.22
440 Rentals	7,957.44

Total Purchased Property Services	\$31,922.66
--	--------------------

500 Other Purchased Services

510 Student Transportation Services	101,445.45
520 Insurance – General	8,891.00
530 Communications	1,152.60
580 Travel	19,671.18
599 Other Miscellaneous Purchased Services	6,060.18

Total Other Purchased Services	\$137,220.41
---------------------------------------	---------------------

600 Supplies

610 General Supplies	158,494.07
620 Energy	(46.43)
630 Food	1,904.42

Total Supplies	\$160,352.06
-----------------------	---------------------

700 Property

752 Capital Equipment – Original and Additional	20,263.21
---	-----------

Total Property	\$20,263.21
-----------------------	--------------------

800 Other Objects

810 Dues and Fees	21,783.07
890 Miscellaneous Expenditures	(2,278.50)

Total Other Objects	\$19,504.57
----------------------------	--------------------

Total 3000 Operation of Non-Instructional Services	\$2,334,112.87
---	-----------------------

General Fund (10)

3200 Student Activities

Elementary Secondary Federal Total

100	<u>Personnel Services – Salaries</u>			
	110 Official / Administrative Salaries			91,193.48
	130 Professional – Other			1,054,327.94
	150 Office / Clerical			38,676.77
Total Personnel Services – Salaries				\$1,184,198.19
200	<u>Personnel Services – Employee Benefits</u>			
	210 Group Insurance – Contracted Provider			64,130.96
	220 Social Security Contributions			88,729.13
	230 PSERS Retirement Contributions			377,355.47
	260 Workers' Compensation			3,002.00
Total Personnel Services – Employee Benefits				\$533,217.56
300	<u>Purchased Professional and Technical Services</u>			
	330 Other Professional Services			230,866.83
	350 Security / Safety Services			14,262.01
Total Purchased Professional and Technical Services				\$245,128.84
400	<u>Purchased Property Services</u>			
	410 Cleaning Services			2,667.00
	430 Repairs and Maintenance Services			21,298.22
	440 Rentals			7,957.44
Total Purchased Property Services				\$31,922.66
500	<u>Other Purchased Services</u>			
	510 Student Transportation Services			101,445.45
	520 Insurance – General			8,891.00
	530 Communications			1,152.60
	580 Travel			19,671.18
	599 Other Miscellaneous Purchased Services			6,060.18
Total Other Purchased Services				\$137,220.41
600	<u>Supplies</u>			
	610 General Supplies			158,494.07
	620 Energy			(46.43)
	630 Food			1,904.42
Total Supplies				\$160,352.06
700	<u>Property</u>			
	752 Capital Equipment – Original and Additional			20,263.21
Total Property				\$20,263.21
800	<u>Other Objects</u>			
	810 Dues and Fees			21,783.07
Total Other Objects				\$21,783.07
Total 3200 Student Activities				\$2,334,086.00

General Fund (10)

3300 Community Services

Elementary

Secondary

Federal

Total

100 Personnel Services – Salaries

100 Personnel Services – Salaries

1,678.32

Total Personnel Services – Salaries

\$1,678.32

200 Personnel Services – Employee Benefits

220 Social Security Contributions

127.97

230 PSERS Retirement Contributions

499.08

Total Personnel Services – Employee Benefits

\$627.05

800 Other Objects

890 Miscellaneous Expenditures

(2,278.50)

Total Other Objects

(\$2,278.50)

Total 3300 Community Services

\$26.87

General Fund (10)

5000 Other Expenditures and Financing Uses

Total

800 Other Objects

830 Interest 898,237.09

Total Other Objects \$898,237.09

900 Other Uses of Funds

910 Redemption of Principal 2,422,158.91

Total Other Uses of Funds \$2,422,158.91

Total 5000 Other Expenditures and Financing Uses \$3,320,396.00

General Fund (10)

	<u>Elementary</u>	<u>Secondary</u>	<u>Federal</u>	<u>Total</u>
5100 Debt Service / Other Expenditures and Financing Uses				
800 Other Objects				
830 Interest				898,237.09
Total Other Objects				\$898,237.09
900 Other Uses of Funds				
910 Redemption of Principal				2,422,158.91
Total Other Uses of Funds				\$2,422,158.91
Total 5100 Debt Service / Other Expenditures and Financing Uses				\$3,320,396.00

General Fund (10)

	<u>Elementary</u>	<u>Secondary</u>	<u>Federal</u>	<u>Total</u>
5110 Debt Service				
800 Other Objects				
830 Interest				879,183.00
Total Other Objects				\$879,183.00
900 Other Uses of Funds				
910 Redemption of Principal				2,290,000.00
Total Other Uses of Funds				\$2,290,000.00
Total 5110 Debt Service				\$3,169,183.00

General Fund (10)

	<u>Elementary</u>	<u>Secondary</u>	<u>Federal</u>	<u>Total</u>
5140 Leases and Other Right-to-Use Arrangements				
800 Other Objects				
830 Interest				19,054.09
Total Other Objects				\$19,054.09
900 Other Uses of Funds				
910 Redemption of Principal				132,158.91
Total Other Uses of Funds				\$132,158.91
Total 5140 Leases and Other Right-to-Use Arrangements				\$151,213.00

LEA : 114067503 Schuylkill Valley SD

Printed 11/19/2025 5:04:24 PM

Student Sponsored Activity Fund (21)

3000 Operation of Non-Instructional Services

Total

800 Other Objects

890 Miscellaneous Expenditures

196,008.53

Total Other Objects

\$196,008.53

Total 3000 Operation of Non-Instructional Services

\$196,008.53

LEA : 114067503 Schuylkill Valley SD

Printed 11/19/2025 5:04:24 PM

Student Sponsored Activity Fund (21)

3200 Student Activities

Elementary

Secondary

Federal

Total

800 Other Objects

890 Miscellaneous Expenditures

196,008.53

Total Other Objects

\$196,008.53

Total 3200 Student Activities

\$196,008.53

LEA : 114067503 Schuylkill Valley SD

Printed 11/19/2025 5:04:45 PM

Student Sponsored Activity Fund (21)		
5000 Other Expenditures and Financing Uses		<u>Total</u>
900 Other Uses of Funds		
939 Other Fund Transfers		6,500.00
Total Other Uses of Funds		\$6,500.00
Total 5000 Other Expenditures and Financing Uses		\$6,500.00

LEA : 114067503 Schuylkill Valley SD

Printed 11/19/2025 5:04:45 PM

Student Sponsored Activity Fund (21)

	<u>Elementary</u>	<u>Secondary</u>	<u>Federal</u>	<u>Total</u>
5200 Interfund Transfers – Out				
900 <u>Other Uses of Funds</u>				
939 Other Fund Transfers				6,500.00
Total Other Uses of Funds				\$6,500.00
Total 5200 Interfund Transfers – Out				\$6,500.00

LEA : 114067503 Schuylkill Valley SD

Printed 11/19/2025 5:04:45 PM

Student Sponsored Activity Fund (21)

5270 Trust and Custodial Fund Transfer

Elementary

Secondary

Federal

Total

900 Other Uses of Funds

939 Other Fund Transfers

6,500.00

Total Other Uses of Funds

\$6,500.00

Total 5270 Trust and Custodial Fund Transfer

\$6,500.00

LEA : 114067503 Schuylkill Valley SD

Printed 11/19/2025 5:04:26 PM

Public Purpose (Expendable) Trust Fund (27)

3000 Operation of Non-Instructional Services

Total

800 Other Objects

890 Miscellaneous Expenditures

7,050.00

Total Other Objects

\$7,050.00

Total 3000 Operation of Non-Instructional Services

\$7,050.00

LEA : 114067503 Schuylkill Valley SD

Printed 11/19/2025 5:04:26 PM

Public Purpose (Expendable) Trust Fund (27)

3400 Scholarships and Awards

Elementary

Secondary

Federal

Total

800 Other Objects

890 Miscellaneous Expenditures

7,050.00

Total Other Objects

\$7,050.00

Total 3400 Scholarships and Awards

\$7,050.00

LEA : 114067503 Schuylkill Valley SD

Printed 11/19/2025 5:04:14 PM

Capital Reserve Fund - § 1431 (32)

2000 Support Services

Total

400 Purchased Property Services

430 Repairs and Maintenance Services

141,207.03

Total Purchased Property Services

\$141,207.03

800 Other Objects

810 Dues and Fees

118.75

Total Other Objects

\$118.75

Total 2000 Support Services

\$141,325.78

LEA : 114067503 Schuylkill Valley SD

Printed 11/19/2025 5:04:14 PM

Capital Reserve Fund - § 1431 (32)

	<u>Elementary</u>	<u>Secondary</u>	<u>Federal</u>	<u>Total</u>
2600 Operation and Maintenance of Plant Services				
400 <u>Purchased Property Services</u>				
430 Repairs and Maintenance Services				141,207.03
Total Purchased Property Services				\$141,207.03
800 <u>Other Objects</u>				
810 Dues and Fees				118.75
Total Other Objects				\$118.75
Total 2600 Operation and Maintenance of Plant Services				\$141,325.78

LEA : 114067503 Schuylkill Valley SD

Printed 11/19/2025 5:04:14 PM

Capital Reserve Fund - § 1431 (32)

2620 Operation of Buildings Services

Elementary

Secondary

Federal

Total

400 Purchased Property Services

430 Repairs and Maintenance Services

141,207.03

Total Purchased Property Services

\$141,207.03

800 Other Objects

810 Dues and Fees

118.75

Total Other Objects

\$118.75

Total 2620 Operation of Buildings Services

\$141,325.78

LEA : 114067503 Schuylkill Valley SD

Printed 11/19/2025 5:04:35 PM

Capital Reserve Fund - § 1431 (32)

4000 Facilities Acquisition, Construction and Improvement Services

Total

400 Purchased Property Services

450 Construction Services

3,198.00

Total Purchased Property Services

\$3,198.00

Total 4000 Facilities Acquisition, Construction and Improvement Services

\$3,198.00

LEA : 114067503 Schuylkill Valley SD

Printed 11/19/2025 5:04:35 PM

Capital Reserve Fund - § 1431 (32)

4600 Existing Building Improvement Services

Elementary

Secondary

Federal

Total

400 Purchased Property Services

450 Construction Services

3,198.00

Total Purchased Property Services

\$3,198.00

Total 4600 Existing Building Improvement Services

\$3,198.00

LEA : 114067503 Schuylkill Valley SD

Printed 11/19/2025 5:04:17 PM

Other Capital Projects Fund (39)

2000 Support Services

800 Other Objects

810 Dues and Fees

Total

121.00

Total Other Objects

\$121.00

Total 2000 Support Services

\$121.00

LEA : 114067503 Schuylkill Valley SD

Printed 11/19/2025 5:04:17 PM

Other Capital Projects Fund (39)

2500 Support Services – Business

Elementary

Secondary

Federal

Total

800 Other Objects

810 Dues and Fees

121.00

Total Other Objects

\$121.00

Total 2500 Support Services – Business

\$121.00

LEA : 114067503 Schuylkill Valley SD

Printed 11/19/2025 5:04:17 PM

Other Capital Projects Fund (39)

2510 Fiscal Services

Elementary

Secondary

Federal

Total

800 Other Objects

810 Dues and Fees

121.00

Total Other Objects

\$121.00

Total 2510 Fiscal Services

\$121.00

LEA : 114067503 Schuylkill Valley SD

Printed 11/19/2025 5:04:17 PM

Other Capital Projects Fund (39)

2519 Other Fiscal Services

Elementary

Secondary

Federal

Total

800 Other Objects

810 Dues and Fees

121.00

Total Other Objects

\$121.00

Total 2519 Other Fiscal Services

\$121.00

Other Capital Projects Fund (39)

4000 Facilities Acquisition, Construction and Improvement Services

Total

400 Purchased Property Services

450 Construction Services

2,408,364.88

Total Purchased Property Services

\$2,408,364.88

Total 4000 Facilities Acquisition, Construction and Improvement Services

\$2,408,364.88

LEA : 114067503 Schuylkill Valley SD

Printed 11/19/2025 5:04:39 PM

Other Capital Projects Fund (39)

4600 Existing Building Improvement Services

Elementary

Secondary

Federal

Total

400 Purchased Property Services

450 Construction Services

2,408,364.88

Total Purchased Property Services

\$2,408,364.88

Total 4600 Existing Building Improvement Services

\$2,408,364.88

	<u>General Fund(10)</u>	<u>Student Sponsored Activity Fund(21)</u>	<u>Public Purpose Trust(27)</u>	<u>Other Compt Approved (28)</u>	<u>Athletic / Activity(29)</u>
1000 Instruction					
1100 Regular Programs - Elementary / Secondary	19,870,286.23				
1200 Special Programs - Elementary / Secondary	7,246,978.32				
1300 Vocational Education	780,144.69				
1400 Other Instructional Programs - Elementary / Secondary	590,750.38				
Total Instruction	\$28,488,159.62				
2000 Support Services					
2100 Support Services - Students	2,177,247.43				
2200 Support Services - Instructional Staff	1,620,387.28				
2300 Support Services - Administration	2,415,758.00				
2400 Support Services - Pupil Health	309,921.94				
2500 Support Services - Business	699,158.00				
2600 Operation and Maintenance of Plant Services	3,331,512.00				
2700 Student Transportation Services	2,826,549.96				
2800 Support Services - Central	2,256,732.03				
2900 Other Support Services	36,299.78				
Total Support Services	\$15,673,566.42				
3000 Operation of Non-Instructional Services					
3200 Student Activities	2,334,086.00	196,008.53			
3300 Community Services	26.87				
3400 Scholarships and Awards				7,050.00	
Total Operation of Non-Instructional Services	\$2,334,112.87	\$196,008.53		\$7,050.00	
4000 Facilities Acquisition, Construction and Improvement Services					
4600 Existing Building Improvement Services					
Total Facilities Acquisition, Construction and Improvement Services					
5000 Other Expenditures and Financing Uses					
5100 Debt Service / Other Expenditures and Financing Uses	3,320,396.00				
5200 Interfund Transfers - Out		6,500.00			
Total Other Expenditures and Financing Uses	\$3,320,396.00	\$6,500.00			
TOTAL ACTUAL EXPENDITURES & OTHER FINANCING USES	\$49,816,234.91	\$202,508.53		\$7,050.00	

	<u>Capital Reserve (690.1850)(31)</u>	<u>Capital Reserve (1431)(32)</u>	<u>Other Capital Projects Fund(39)</u>	<u>Debt Service(40)</u>	<u>Permanent(90)</u>
1000 Instruction					
1100 Regular Programs - Elementary / Secondary					
1200 Special Programs - Elementary / Secondary					
1300 Vocational Education					
1400 Other Instructional Programs - Elementary / Secondary					
Total Instruction					
2000 Support Services					
2100 Support Services - Students					
2200 Support Services - Instructional Staff					
2300 Support Services - Administration					
2400 Support Services - Pupil Health					
2500 Support Services - Business					121.00
2600 Operation and Maintenance of Plant Services		141,325.78			
2700 Student Transportation Services					
2800 Support Services - Central					
2900 Other Support Services					
Total Support Services					
		\$141,325.78		\$121.00	
3000 Operation of Non-Instructional Services					
3200 Student Activities					
3300 Community Services					
3400 Scholarships and Awards					
Total Operation of Non-Instructional Services					
4000 Facilities Acquisition, Construction and Improvement Services					
4600 Existing Building Improvement Services		3,198.00		2,408,364.88	
Total Facilities Acquisition, Construction and Improvement Services					
		\$3,198.00		\$2,408,364.88	
5000 Other Expenditures and Financing Uses					
5100 Debt Service / Other Expenditures and Financing Uses					
5200 Interfund Transfers - Out					
Total Other Expenditures and Financing Uses					
TOTAL ACTUAL EXPENDITURES & OTHER FINANCING USES		\$144,523.78		\$2,408,485.88	

Total

1000 <u>Instruction</u>	
1100 Regular Programs - Elementary / Secondary	19,870,286.23
1200 Special Programs - Elementary / Secondary	7,246,978.32
1300 Vocational Education	780,144.69
1400 Other Instructional Programs - Elementary / Secondary	590,750.38
Total Instruction	\$28,488,159.62
2000 <u>Support Services</u>	
2100 Support Services - Students	2,177,247.43
2200 Support Services - Instructional Staff	1,620,387.28
2300 Support Services - Administration	2,415,758.00
2400 Support Services - Pupil Health	309,921.94
2500 Support Services - Business	699,279.00
2600 Operation and Maintenance of Plant Services	3,472,837.78
2700 Student Transportation Services	2,826,549.96
2800 Support Services - Central	2,256,732.03
2900 Other Support Services	36,299.78
Total Support Services	\$15,815,013.20
3000 <u>Operation of Non-Instructional Services</u>	
3200 Student Activities	2,530,094.53
3300 Community Services	26.87
3400 Scholarships and Awards	7,050.00
Total Operation of Non-Instructional Services	\$2,537,171.40
4000 <u>Facilities Acquisition, Construction and Improvement Services</u>	
4600 Existing Building Improvement Services	2,411,562.88
Total Facilities Acquisition, Construction and Improvement Services	\$2,411,562.88
5000 <u>Other Expenditures and Financing Uses</u>	
5100 Debt Service / Other Expenditures and Financing Uses	3,320,396.00
5200 Interfund Transfers - Out	6,500.00
Total Other Expenditures and Financing Uses	\$3,326,896.00
TOTAL ACTUAL EXPENDITURES & OTHER FINANCING USES	\$52,578,803.10

LEA : 114067503 Schuylkill Valley SD

Printed 11/19/2025 5:05:10 PM

PSERS Salary Data (Salary Data should relate to the General Fund only)

Amount Description	Amount
Total Salary Base for salaries subject to PSERS withholding	19,950,799.99
Total Federally Funded salaries subject to PSERS withholding	388,815.00
	<hr/>

Title I Expenditure Data

Amount Description	Amount
Expenditures Funded with Current Title I Funds	284,317.00
Total Title I Expenditure Data	\$284,317.00
	<hr/>

Title IV Revenue Data

Amount Description	Amount
Revenue from Title IV-A-1: Student Support and Academic Enrichment Grants	42,636.08
	<hr/>

1 .	<u>Current Special Education Expenditures within Function 1000</u> See list of exclusions in the note below.	4,926,655.66
2 .	<u>Current Special Education Expenditures within Function 2000</u> See list of exclusions in the note below.	122,711.81
2A.	<u>Current Special Education Expenditures within Sub-Function 2100</u> This data should also be included in line 2 above. See list of exclusions in the note below.	119,298.90
2B.	<u>Current Special Education Expenditures within Sub-Function 2200</u> This data should also be included in line 2 above. See list of exclusions in the note below.	3,412.91
2C.	<u>Current Special Education Expenditures within Sub-Function 2700</u> This data should also be included in line 2 above. See list of exclusions in the note below.	
3.	<u>Current Special Education Expenditures within Sub-Function 3100</u> See list of exclusions in the note below.	
4.	<u>Current Special Education Expenditures within Sub-Function 3200</u> See list of exclusions in the note below.	

Note: The Current Special Education Expenditure amounts for each line should be calculated as follows:

- * Include the total expenditures for special education costs from all governmental funds and the food service fund 51 for the function/sub-function requested
- * Exclude data from sub-functions: 1243,1450,1500,1600,1807,2280,2450,2750,2990
- * Exclude data from objects: 322,511,512,516,561,562,564,566,592,593,594,595,596,597,700,830,899

Benefits for Staff Relative to Collective Bargaining Agreements

	OBJECT	COVERED	NOT COVERED	TOTAL
10 General Fund	No Self Insurance data to report			
	211 Medical Insurance	3,309,861.36	811,819.10	4,121,680.46
	212 Dental Insurance	134,827.94	33,568.65	168,396.59
	215 Eye Care Insurance	801.88	3,061.91	3,863.79
	216 Prescription Insurance			
	271 Self-Insurance Medical Benefits			
	272 Self-Insurance Dental Benefits			
	275 Self-Insurance Eye Care Benefits			
	276 Self-Insurance Prescription Benefits			
	FUND TOTAL	\$3,445,491.18	\$848,449.66	\$4,293,940.84
50 Enterprise Fund	No Self Insurance data to report			
	211 Medical Insurance			
	212 Dental Insurance			
	215 Eye Care Insurance			
	216 Prescription Insurance			
	271 Self-Insurance Medical Benefits			
	272 Self-Insurance Dental Benefits			
	275 Self-Insurance Eye Care Benefits			
	276 Self-Insurance Prescription Benefits			
	FUND TOTAL			
60 Internal Service Fund	No Self Insurance data to report			
	211 Medical Insurance			
	212 Dental Insurance			
	215 Eye Care Insurance			
	216 Prescription Insurance			
	271 Self-Insurance Medical Benefits			
	272 Self-Insurance Dental Benefits			
	275 Self-Insurance Eye Care Benefits			
	276 Self-Insurance Prescription Benefits			
	FUND TOTAL			
Total of All Funds		\$3,445,491.18	\$848,449.66	\$4,293,940.84

LEA : 114067503 Schuylkill Valley SD

Printed 11/19/2025 5:05:20 PM

Function	Special Education (Prior Year)	Nonspecial Education (Prior Year)	Total (Prior Year)	Special Education (Current Year)	Nonspecial Education (Current Year)	Total (Current Year)
2120 Guidance Services	709,503.89	448,138.37	1,157,642.26	720,431.20	322,322.97	1,042,754.17
2140 Psychological Services	208,034.41		208,034.41	402,511.33		402,511.33
2150 Speech Pathology and Audiology Services						
2160 Social Work Services						
2260 Instruction and Curriculum Development Services						
2350 Legal and Accounting Services	29,951.94	136,447.75	166,399.69	50,581.32	230,426.01	281,007.33
2420 Medical Services	6,268.00		6,268.00	(504.00)		(504.00)
2440 Nursing Services	52,378.02	238,610.97	290,988.99	55,696.24	253,727.31	309,423.55
2700 Student Transportation Services	342,233.66	2,151,225.91	2,493,459.57	423,760.94	2,343,664.52	2,767,425.46
Total	\$1,348,369.92	\$2,974,423.00	\$4,322,792.92	\$1,652,477.03	\$3,150,140.81	\$4,802,617.84

(PRINCIPAL AMOUNTS ONLY)

GOVERNMENTAL FUNDS/ ACTIVITIES

	Short-Term Borrowing	General Obligation Bonds/Notes	Authority Building Obligations	Leases, Other Right to Use Arrangements	Extended Term Financing Agreements	Other Long Term Debt/Liabilities	OPEB, Comp Abs, Net Pension Liab	Total
1. Debt at Beginning of Fiscal Year		23,685,000.00		322,925.03	4,332,137.00	221,662.00	58,416,121.00	86,977,845.03
2. Additional Debt Incurred During Year						145,795.00	1,756,761.00	1,902,556.00
3. Retirements and Repayments		2,290,000.00		132,158.91			6,609,207.00	9,031,365.91
4. Debt at End of Fiscal Year		21,395,000.00		190,766.12	4,332,137.00	367,457.00	53,563,675.00	79,849,035.12
5. Accreted Interest at End Of Fiscal Year								
6. Total Debt and Accreted Interest		21,395,000.00		190,766.12	4,332,137.00	367,457.00	53,563,675.00	79,849,035.12
7. Current Portion P&I - Due within 1 year		3,169,317.00		77,621.00	316,196.00	50,329.00		3,613,463.00
8. Interest Paid during current fiscal year		879,183.00		19,054.00				898,237.00

(PRINCIPAL AMOUNTS ONLY)

PROPRIETARY FUNDS

	Short-Term Borrowing	General Obligation Bonds/Notes	Authority Building Obligations	Leases, Other Right to Use Arrangements	Extended Term Financing Agreements	Other Long Term Debt/Liabilities	OPEB, Comp Abs, Net Pension Liab	Total
1. Debt at Beginning of Fiscal Year							906,415.00	906,415.00
2. Additional Debt Incurred During Year							103,361.00	103,361.00
3. Retirements and Repayments							116,982.00	116,982.00
4. Debt at End of Fiscal Year							892,794.00	892,794.00
5. Accreted Interest at End Of Fiscal Year								
6. Total Debt and Accreted Interest							892,794.00	892,794.00
7. Current Portion P&I - Due within 1 year								
8. Interest Paid during current fiscal year								

Total Principal and Interest Payments Made by Your School - All Funds

Function	Fund		Principal (910)	Principal (920)	Interest (830)	Total (Principal +Interest)	Misc Other Uses (990)
5110	10	General Fund	2,290,000.00		879,183.00	3,169,183.00	
5110	20	Special Revenue Funds					
5110	30	Capital Projects Funds					
5110	40	Debt Service Fund					
5110	90	Permanent Fund					
5120	10	General Fund					
5120	20	Special Revenue Funds					
5120	30	Capital Projects Funds					
5120	40	Debt Service Fund					
5140	10	General Fund	132,158.91		19,054.09	151,213.00	
5140	20	Special Revenue Funds					
5140	30	Capital Projects Funds					
5140	40	Debt Service Fund					
5140	90	Permanent Fund					
Total Debt Payments - Governmental Funds			\$2,422,158.91		\$898,237.09	\$3,320,396.00	

Function	Fund		Principal (910)	Principal (920)	Interest (830)	Total (Principal +Interest)
5110	50	Enterprise Fund				
5110	60	Internal Service Fund				
5120	50	Enterprise Fund				
5120	60	Internal Service Fund				
5140	50	Enterprise Fund				
5140	60	Internal Service Fund				
Total Debt Payments - Proprietary Funds						

LEA : 114067503 Schuylkill Valley SD

Printed 11/19/2025 5:05:25 PM

Debt Details
Governmental Funds/ Activities

Debt Category	Debt Issue Date (MM/YYYY)	Principal Amounts Only			Debt at End of Fiscal Year	Current Portion Due Within One Year (Principal and Interest)	Interest Paid During Fiscal Year
		Debt at Beginning of Fiscal Year	Additions	Reductions / Repayments			
General Obligation Bonds/Notes – CIB	03/2022						
General Obligation Bonds/Notes – CIB	09/2020	21,055,000.00		2,030,000.00	19,025,000.00	765,900.00	842,100.00
General Obligation Bonds/Notes – CIB	09/2020	2,630,000.00		260,000.00	2,370,000.00	2,403,417.00	37,083.00
General Obligation Bonds/Notes – CIB	10/2014						
Leases and Other Right to Use Arrangements		322,925.03		132,158.91	190,766.12	77,621.00	19,054.00
Extended Term Financing Agreements		4,332,137.00			4,332,137.00	316,196.00	
Other Long Term Debt/Liabilities		221,662.00	145,795.00		367,457.00	50,329.00	
Compensated Absences		329,993.00	15,816.00		345,809.00		
Net Pension Liability		53,853,456.00	1,423,819.00	6,367,250.00	48,910,025.00		
Other Post-Employment Benefits (OPEB)		4,232,672.00	317,126.00	241,957.00	4,307,841.00		
Totals for Debt Entered:		\$86,977,845.03	\$1,902,556.00	\$9,031,365.91	\$79,849,035.12	\$3,613,463.00	\$898,237.00

Bond Details
Proprietary Funds

Debt Category	Debt Issue Date (MM/YYYY)	Principal Amounts Only			Debt at End of Fiscal Year	Current Portion Due Within One Year (Principal and Interest)	Interest Paid During Fiscal Year
		Debt at Beginning of Fiscal Year	Additions	Reductions / Repayments			
Compensated Absences		3,911.00		3,229.00	682.00		
Net Pension Liability		864,544.00	103,026.00	111,595.00	855,975.00		
Other Post-Employment Benefits (OPEB)		37,960.00	335.00	2,158.00	36,137.00		
Totals for Debt Entered:		\$906,415.00	\$103,361.00	\$116,982.00	\$892,794.00		

General Fund (10)

Section 1: Tuition/Purchased Services as Reported within Expenditure Detail

	Amount
Tuition Reported in General Fund Expenditures 1000-560	3,739,771.25
Purchased Services in General Fund Expenditures 1000-594 and 1000-597	
Section 1 Total	\$3,739,771.25

Section 2: Tuition Paid to Institution Types During Fiscal Year

	Tuition Paid For Nonspecial Education	Tuition Paid For Special Education	Total
1 1306 Institutions			
2 Institutionalized Children's Programs			
3 Juveniles Incarcerated in Adult Facilities	5,088.07		5,088.07
4 Residential Treatment Facilities			
5 Other Local Education Agencies			
6 Brick and Mortar Charter Schools			
7 Cyber Charter Schools	1,221,531.93	632,920.12	1,854,452.05
8 Career and Technology Centers	780,144.69		780,144.69
9 Approved Private Schools		1,091,327.44	1,091,327.44
10 PA Chartered Schools for the Deaf and Blind			
11 Private Residential Rehabilitative Institutions			
12 Juvenile Detention Centers			
13 Special Program Jointures			
14 Other Tuition Not Included Elsewhere In This Section		8,759.00	8,759.00
Section 2 Total	\$2,006,764.69	\$1,733,006.56	\$3,739,771.25

Food Service / Cafeteria Operations Fund (51)

2000 Support Services

100 Personnel Services – Salaries

100 Personnel Services – Salaries

Total

108.45

Total Personnel Services – Salaries

\$108.45

200 Personnel Services – Employee Benefits

220 Social Security Contributions

230 PSERS Retirement Contributions

7.93

36.76

Total Personnel Services – Employee Benefits

\$44.69

Total 2000 Support Services

\$153.14

Food Service / Cafeteria Operations Fund (51)

2200 Support Services – Instructional Staff

Elementary

Secondary

Federal

Total

100 Personnel Services – Salaries

100 Personnel Services – Salaries

108.45

Total Personnel Services – Salaries

\$108.45

200 Personnel Services – Employee Benefits

220 Social Security Contributions

7.93

230 PSERS Retirement Contributions

36.76

Total Personnel Services – Employee Benefits

\$44.69

Total 2200 Support Services – Instructional Staff

\$153.14

Food Service / Cafeteria Operations Fund (51)

2270 Instructional Staff Professional Development Services	<u>Elementary</u>	<u>Secondary</u>	<u>Federal</u>	<u>Total</u>
100 Personnel Services – Salaries				
100 Personnel Services – Salaries				108.45
Total Personnel Services – Salaries				\$108.45
200 Personnel Services – Employee Benefits				
220 Social Security Contributions				7.93
230 PSERS Retirement Contributions				36.76
Total Personnel Services – Employee Benefits				\$44.69
Total 2270 Instructional Staff Professional Development Services				\$153.14

Food Service / Cafeteria Operations Fund (51)

3000 Operation of Non-Instructional Services

Total

100 Personnel Services – Salaries

100 Personnel Services – Salaries 456,613.55

Total Personnel Services – Salaries \$456,613.55

200 Personnel Services – Employee Benefits

210 Group Insurance – Contracted Provider 73,839.32

220 Social Security Contributions 34,825.79

230 PSERS Retirement Contributions 96,069.51

280 Other Post-Employment Benefits (OPEB) (1,679.00)

Total Personnel Services – Employee Benefits \$203,055.62

300 Purchased Professional and Technical Services

330 Other Professional Services 4,071.00

390 Other Purchased Professional and Technical Services 355.00

Total Purchased Professional and Technical Services \$4,426.00

400 Purchased Property Services

430 Repairs and Maintenance Services 24,066.84

Total Purchased Property Services \$24,066.84

500 Other Purchased Services

530 Communications 130.72

580 Travel 1,761.98

Total Other Purchased Services \$1,892.70

600 Supplies

610 General Supplies 39,464.98

630 Food 620,960.02

Total Supplies \$660,425.00

700 Property

740 Depreciation 14,301.78

Total Property \$14,301.78

800 Other Objects

810 Dues and Fees 2,413.00

Total Other Objects \$2,413.00

Total 3000 Operation of Non-Instructional Services \$1,367,194.49

Food Service / Cafeteria Operations Fund (51)

	<u>Elementary</u>	<u>Secondary</u>	<u>Federal</u>	<u>Total</u>
3100 Food Services				
100 Personnel Services – Salaries				
100 Personnel Services – Salaries				456,613.55
Total Personnel Services – Salaries				\$456,613.55
200 Personnel Services – Employee Benefits				
210 Group Insurance – Contracted Provider				73,839.32
220 Social Security Contributions				34,825.79
230 PSERS Retirement Contributions				96,069.51
280 Other Post-Employment Benefits (OPEB)				(1,679.00)
Total Personnel Services – Employee Benefits				\$203,055.62
300 Purchased Professional and Technical Services				
330 Other Professional Services				4,071.00
390 Other Purchased Professional and Technical Services				355.00
Total Purchased Professional and Technical Services				\$4,426.00
400 Purchased Property Services				
430 Repairs and Maintenance Services				24,066.84
Total Purchased Property Services				\$24,066.84
500 Other Purchased Services				
530 Communications				130.72
580 Travel				1,761.98
Total Other Purchased Services				\$1,892.70
600 Supplies				
610 General Supplies				39,464.98
630 Food				620,960.02
Total Supplies				\$660,425.00
700 Property				
740 Depreciation				14,301.78
Total Property				\$14,301.78
800 Other Objects				
810 Dues and Fees				2,413.00
Total Other Objects				\$2,413.00
Total 3100 Food Services				\$1,367,194.49

	<u>Food Service(51)</u>	<u>Child Care Operations(52)</u>	<u>Other Enterprise(58)</u>	<u>Internal Service(60)</u>	<u>Total</u>
2000 <u>Support Services</u>					
2200 Support Services - Instructional Staff		153.14			153.14
Total Support Services		\$153.14			\$153.14
3000 <u>Operation of Non-Instructional Services</u>					
3100 Food Services		1,367,194.49			1,367,194.49
Total Operation of Non-Instructional Services		\$1,367,194.49			\$1,367,194.49
TOTAL ACTUAL EXPENDITURES & OTHER FINANCING USES		\$1,367,347.63			\$1,367,347.63

LEA : 114067503 Schuylkill Valley SD

Printed 11/19/2025 5:06:00 PM

Fund	School	School Number	Local Personnel	Local Nonpersonnel	State Personnel	State Nonpersonnel	Federal Personnel	Federal Nonpersonnel	Total	Explanation
10	Schuylkill Valley El Sch	7429	8,472,526.95	449,021.88	1.00	1.00			8,921,550.83	
	Schuylkill Valley HS	864	9,133,301.45	937,620.94	1.00	2,411.67			10,073,335.06	
	Schuylkill Valley MS	6888	8,868,156.32	515,824.35	1.00	1,190.73			9,385,172.40	
Total			26,473,984.72	1,902,467.17	3.00	3,603.40			28,380,058.29	

	<u>Nonspecial Education</u>	<u>Special Education</u>
1000 Instruction		
1400 Other Instructional Programs - Elementary / Secondary	93,909.00	219,118.00
Total Instruction	\$93,909.00	\$219,118.00
2000 Support Services		
2200 Support Services - Instructional Staff	1,058.00	2,468.00
2300 Support Services - Administration	4,248.00	9,910.00
2600 Operation and Maintenance of Plant Services	360.00	840.00
2800 Support Services - Central	144.00	337.00
Total Support Services	\$5,810.00	\$13,555.00
5000 Other Expenditures and Financing Uses		
5200 Interfund Transfers - Out	7,977.00	18,614.00
Total Other Expenditures and Financing Uses	\$7,977.00	\$18,614.00
TOTAL ACTUAL EXPENDITURES & OTHER FINANCING USES	\$107,696.00	\$251,287.00

LEA : 114067503 Schuylkill Valley SD

Printed 11/19/2025 5:06:08 PM

1000 Instruction		
100 Personnel Services - Salaries		
100 Personnel Services - Salaries	51,563.00	120,315.00
Total Personnel Services - Salaries	\$51,563.00	\$120,315.00
200 Personnel Services - Employee Benefits		
210 Group Insurance - Contracted Provider	950.00	2,216.00
220 Social Security Contributions	3,595.00	8,387.00
230 PSERS Retirement Contributions	17,343.00	40,467.00
260 Workers' Compensation	457.00	1,065.00
270 Group Insurance - Self-Insurance	17,433.00	40,676.00
Total Personnel Services - Employee Benefits	\$39,778.00	\$92,811.00
300 Purchased Professional and Technical Services		
330 Other Professional Services	8.00	20.00
Total Purchased Professional and Technical Services	\$8.00	\$20.00
400 Purchased Property Services		
440 Rentals	930.00	2,170.00
Total Purchased Property Services	\$930.00	\$2,170.00
500 Other Purchased Services		
530 Communications	147.00	343.00
550 Printing and Binding	539.00	1,259.00
580 Travel	111.00	259.00
Total Other Purchased Services	\$797.00	\$1,861.00
600 Supplies		
610 General Supplies	440.00	1,027.00
640 Books and Periodicals	45.00	105.00
650 Supplies & Fees - Technology Related	265.00	617.00
Total Supplies	\$750.00	\$1,749.00
800 Other Objects		
810 Dues and Fees	83.00	192.00
Total Other Objects	\$83.00	\$192.00
Total 1000 Instruction	\$93,909.00	\$219,118.00

LEA : 114067503 Schuylkill Valley SD

Printed 11/19/2025 5:06:08 PM

1400 Other Instructional Programs - Elementary / Secondary	<u>Nonspecial Education</u>	<u>Special Education</u>
100 Personnel Services - Salaries		
100 Personnel Services - Salaries	51,563.00	120,315.00
Total Personnel Services - Salaries	\$51,563.00	\$120,315.00
200 Personnel Services - Employee Benefits		
210 Group Insurance - Contracted Provider	950.00	2,216.00
220 Social Security Contributions	3,595.00	8,387.00
230 PSERS Retirement Contributions	17,343.00	40,467.00
260 Workers' Compensation	457.00	1,065.00
270 Group Insurance - Self-Insurance	17,433.00	40,676.00
Total Personnel Services - Employee Benefits	\$39,778.00	\$92,811.00
300 Purchased Professional and Technical Services		
330 Other Professional Services	8.00	20.00
Total Purchased Professional and Technical Services	\$8.00	\$20.00
400 Purchased Property Services		
440 Rentals	930.00	2,170.00
Total Purchased Property Services	\$930.00	\$2,170.00
500 Other Purchased Services		
530 Communications	147.00	343.00
550 Printing and Binding	539.00	1,259.00
580 Travel	111.00	259.00
Total Other Purchased Services	\$797.00	\$1,861.00
600 Supplies		
610 General Supplies	440.00	1,027.00
640 Books and Periodicals	45.00	105.00
650 Supplies & Fees - Technology Related	265.00	617.00
Total Supplies	\$750.00	\$1,749.00
800 Other Objects		
810 Dues and Fees	83.00	192.00
Total Other Objects	\$83.00	\$192.00
Total 1400 Other Instructional Programs - Elementary / Secondary	\$93,909.00	\$219,118.00

LEA : 114067503 Schuylkill Valley SD

Printed 11/19/2025 5:06:08 PM

1440 Alternative Regular Education Programs	<u>Nonspecial Education</u>	<u>Special Education</u>
100 Personnel Services - Salaries		
100 Personnel Services - Salaries	51,563.00	120,315.00
Total Personnel Services - Salaries	\$51,563.00	\$120,315.00
200 Personnel Services - Employee Benefits		
210 Group Insurance - Contracted Provider	950.00	2,216.00
220 Social Security Contributions	3,595.00	8,387.00
230 PSERS Retirement Contributions	17,343.00	40,467.00
260 Workers' Compensation	457.00	1,065.00
270 Group Insurance - Self-Insurance	17,433.00	40,676.00
Total Personnel Services - Employee Benefits	\$39,778.00	\$92,811.00
300 Purchased Professional and Technical Services		
330 Other Professional Services	8.00	20.00
Total Purchased Professional and Technical Services	\$8.00	\$20.00
400 Purchased Property Services		
440 Rentals	930.00	2,170.00
Total Purchased Property Services	\$930.00	\$2,170.00
500 Other Purchased Services		
530 Communications	147.00	343.00
550 Printing and Binding	539.00	1,259.00
580 Travel	111.00	259.00
Total Other Purchased Services	\$797.00	\$1,861.00
600 Supplies		
610 General Supplies	440.00	1,027.00
640 Books and Periodicals	45.00	105.00
650 Supplies & Fees - Technology Related	265.00	617.00
Total Supplies	\$750.00	\$1,749.00
800 Other Objects		
810 Dues and Fees	83.00	192.00
Total Other Objects	\$83.00	\$192.00
Total 1440 Alternative Regular Education Programs	\$93,909.00	\$219,118.00

LEA : 114067503 Schuylkill Valley SD

Printed 11/19/2025 5:06:08 PM

1441 Adjudicated / Court-Placed Programs	<u>Nonspecial Education</u>	<u>Special Education</u>
100 Personnel Services - Salaries		
100 Personnel Services - Salaries	51,563.00	120,315.00
Total Personnel Services - Salaries	\$51,563.00	\$120,315.00
200 Personnel Services - Employee Benefits		
210 Group Insurance - Contracted Provider	950.00	2,216.00
220 Social Security Contributions	3,595.00	8,387.00
230 PSERS Retirement Contributions	17,343.00	40,467.00
260 Workers' Compensation	457.00	1,065.00
270 Group Insurance - Self-Insurance	17,433.00	40,676.00
Total Personnel Services - Employee Benefits	\$39,778.00	\$92,811.00
300 Purchased Professional and Technical Services		
330 Other Professional Services	8.00	20.00
Total Purchased Professional and Technical Services	\$8.00	\$20.00
400 Purchased Property Services		
440 Rentals	930.00	2,170.00
Total Purchased Property Services	\$930.00	\$2,170.00
500 Other Purchased Services		
530 Communications	147.00	343.00
550 Printing and Binding	539.00	1,259.00
580 Travel	111.00	259.00
Total Other Purchased Services	\$797.00	\$1,861.00
600 Supplies		
610 General Supplies	440.00	1,027.00
640 Books and Periodicals	45.00	105.00
650 Supplies & Fees - Technology Related	265.00	617.00
Total Supplies	\$750.00	\$1,749.00
800 Other Objects		
810 Dues and Fees	83.00	192.00
Total Other Objects	\$83.00	\$192.00
Total 1441 Adjudicated / Court-Placed Programs	\$93,909.00	\$219,118.00

LEA : 114067503 Schuylkill Valley SD

Printed 11/19/2025 5:06:08 PM

2000 Support Services

100 Personnel Services - Salaries

100 Personnel Services - Salaries	2,079.00	4,850.00
Total Personnel Services - Salaries	\$2,079.00	\$4,850.00

200 Personnel Services - Employee Benefits

210 Group Insurance - Contracted Provider	11.00	24.00
220 Social Security Contributions	159.00	372.00
230 PSERS Retirement Contributions	699.00	1,630.00
240 Tuition Reimbursement	619.00	1,445.00
260 Workers' Compensation	18.00	43.00
291 Other Retirement Plans	60.00	140.00
Total Personnel Services - Employee Benefits	\$1,566.00	\$3,654.00

300 Purchased Professional and Technical Services

330 Other Professional Services	390.00	910.00
360 Employee Training and Development Services	583.00	1,360.00
390 Other Purchased Professional and Technical Services	780.00	1,820.00
Total Purchased Professional and Technical Services	\$1,753.00	\$4,090.00

500 Other Purchased Services

523 General Property and Liability Insurance	360.00	840.00
530 Communications	51.00	118.00
580 Travel	1.00	3.00
Total Other Purchased Services	\$412.00	\$961.00

Total 2000 Support Services	\$5,810.00	\$13,555.00
------------------------------------	-------------------	--------------------

LEA : 114067503 Schuylkill Valley SD

Printed 11/19/2025 5:06:08 PM

2200 Support Services - Instructional Staff	<u>Nonspecial Education</u>	<u>Special Education</u>
200 Personnel Services - Employee Benefits		
240 Tuition Reimbursement	619.00	1,445.00
Total Personnel Services - Employee Benefits	\$619.00	\$1,445.00
300 Purchased Professional and Technical Services		
360 Employee Training and Development Services	439.00	1,023.00
Total Purchased Professional and Technical Services	\$439.00	\$1,023.00
Total 2200 Support Services - Instructional Staff	\$1,058.00	\$2,468.00

LEA : 114067503 Schuylkill Valley SD

Printed 11/19/2025 5:06:08 PM

2270 Instructional Staff Professional Development Services	<u>Nonspecial Education</u>	<u>Special Education</u>
200 <u>Personnel Services - Employee Benefits</u>		
240 Tuition Reimbursement	619.00	1,445.00
Total Personnel Services - Employee Benefits	\$619.00	\$1,445.00
300 <u>Purchased Professional and Technical Services</u>		
360 Employee Training and Development Services	439.00	1,023.00
Total Purchased Professional and Technical Services	\$439.00	\$1,023.00
Total 2270 Instructional Staff Professional Development Services	\$1,058.00	\$2,468.00

LEA : 114067503 Schuylkill Valley SD

Printed 11/19/2025 5:06:08 PM

2300 Support Services - Administration	<u>Nonspecial Education</u>	<u>Special Education</u>
100 Personnel Services - Salaries		
100 Personnel Services - Salaries	2,079.00	4,850.00
Total Personnel Services - Salaries	\$2,079.00	\$4,850.00
200 Personnel Services - Employee Benefits		
210 Group Insurance - Contracted Provider	11.00	24.00
220 Social Security Contributions	159.00	372.00
230 PSERS Retirement Contributions	699.00	1,630.00
260 Workers' Compensation	18.00	43.00
291 Other Retirement Plans	60.00	140.00
Total Personnel Services - Employee Benefits	\$947.00	\$2,209.00
300 Purchased Professional and Technical Services		
330 Other Professional Services	390.00	910.00
390 Other Purchased Professional and Technical Services	780.00	1,820.00
Total Purchased Professional and Technical Services	\$1,170.00	\$2,730.00
500 Other Purchased Services		
530 Communications	51.00	118.00
580 Travel	1.00	3.00
Total Other Purchased Services	\$52.00	\$121.00
Total 2300 Support Services - Administration	\$4,248.00	\$9,910.00

LEA : 114067503 Schuylkill Valley SD

Printed 11/19/2025 5:06:08 PM

2350 Legal and Accounting Services	<u>Nonspecial Education</u>	<u>Special Education</u>
300 <u>Purchased Professional and Technical Services</u>		
330 Other Professional Services	390.00	910.00
Total Purchased Professional and Technical Services	\$390.00	\$910.00
Total 2350 Legal and Accounting Services	\$390.00	\$910.00

LEA : 114067503 Schuylkill Valley SD

Printed 11/19/2025 5:06:08 PM

2390 Other Administration Services	<u>Nonspecial Education</u>	<u>Special Education</u>
100 Personnel Services - Salaries		
100 Personnel Services - Salaries	2,079.00	4,850.00
Total Personnel Services - Salaries	\$2,079.00	\$4,850.00
200 Personnel Services - Employee Benefits		
210 Group Insurance - Contracted Provider	11.00	24.00
220 Social Security Contributions	159.00	372.00
230 PSERS Retirement Contributions	699.00	1,630.00
260 Workers' Compensation	18.00	43.00
291 Other Retirement Plans	60.00	140.00
Total Personnel Services - Employee Benefits	\$947.00	\$2,209.00
300 Purchased Professional and Technical Services		
390 Other Purchased Professional and Technical Services	780.00	1,820.00
Total Purchased Professional and Technical Services	\$780.00	\$1,820.00
500 Other Purchased Services		
530 Communications	51.00	118.00
580 Travel	1.00	3.00
Total Other Purchased Services	\$52.00	\$121.00
Total 2390 Other Administration Services	\$3,858.00	\$9,000.00

LEA : 114067503 Schuylkill Valley SD

Printed 11/19/2025 5:06:08 PM

2600 Operation and Maintenance of Plant Services	<u>Nonspecial Education</u>	<u>Special Education</u>
500 <u>Other Purchased Services</u>		
523 General Property and Liability Insurance	360.00	840.00
Total Other Purchased Services	\$360.00	\$840.00
Total 2600 Operation and Maintenance of Plant Services	\$360.00	\$840.00

LEA : 114067503 Schuylkill Valley SD

Printed 11/19/2025 5:06:08 PM

2690 Other Operation and Maintenance of Plant Services	<u>Nonspecial Education</u>	<u>Special Education</u>
500 <u>Other Purchased Services</u>		
523 General Property and Liability Insurance	360.00	840.00
Total Other Purchased Services	\$360.00	\$840.00
Total 2690 Other Operation and Maintenance of Plant Services	\$360.00	\$840.00

LEA : 114067503 Schuylkill Valley SD

Printed 11/19/2025 5:06:08 PM

2800 Support Services - Central	<u>Nonspecial Education</u>	<u>Special Education</u>
300 <u>Purchased Professional and Technical Services</u>		
360 Employee Training and Development Services	144.00	337.00
Total Purchased Professional and Technical Services	\$144.00	\$337.00
Total 2800 Support Services - Central	\$144.00	\$337.00

LEA : 114067503 Schuylkill Valley SD

Printed 11/19/2025 5:06:08 PM

2830 Staff Services	<u>Nonspecial Education</u>	<u>Special Education</u>
300 <u>Purchased Professional and Technical Services</u>		
360 Employee Training and Development Services	144.00	337.00
Total Purchased Professional and Technical Services	\$144.00	\$337.00
Total 2830 Staff Services	\$144.00	\$337.00

LEA : 114067503 Schuylkill Valley SD

Printed 11/19/2025 5:06:08 PM

2834 Staff Development Services - Non-Instructional, Certified Staff Only	<u>Nonspecial Education</u>	<u>Special Education</u>
300 Purchased Professional and Technical Services		
360 Employee Training and Development Services	144.00	337.00
Total Purchased Professional and Technical Services	\$144.00	\$337.00
Total 2834 Staff Development Services - Non-Instructional, Certified Staff Only	\$144.00	\$337.00

LEA : 114067503 Schuylkill Valley SD

Printed 11/19/2025 5:06:08 PM

5000 Other Expenditures and Financing Uses

900 Other Uses of Funds

939 Other Fund Transfers	7,977.00	18,614.00
Total Other Uses of Funds	\$7,977.00	\$18,614.00
Total 5000 Other Expenditures and Financing Uses	\$7,977.00	\$18,614.00

LEA : 114067503 Schuylkill Valley SD

Printed 11/19/2025 5:06:08 PM

5200 Interfund Transfers - Out	<u>Nonspecial Education</u>	<u>Special Education</u>
900 Other Uses of Funds		
939 Other Fund Transfers	7,977.00	18,614.00
Total Other Uses of Funds	\$7,977.00	\$18,614.00
Total 5200 Interfund Transfers - Out	\$7,977.00	\$18,614.00

LEA : 114067503 Schuylkill Valley SD

Printed 11/19/2025 5:06:08 PM

5210 General Fund Transfers	<u>Nonspecial Education</u>	<u>Special Education</u>
900 Other Uses of Funds 939 Other Fund Transfers	7,977.00	18,614.00
Total Other Uses of Funds	\$7,977.00	\$18,614.00
Total 5210 General Fund Transfers	\$7,977.00	\$18,614.00

<u>Nonspecial Education</u>	<u>Special Education</u>
------------------------------------	---------------------------------

7000 Revenue from State Sources

Total Revenue from State Sources	\$13,015	\$30,368
Total	\$13,015	\$30,368
TOTAL REVENUES	\$13,015	\$30,368

LEA : 114067503 Schuylkill Valley SD

Printed 11/19/2025 5:06:14 PM

	<u>Nonspecial Education</u>	<u>Special Education</u>
7000 Revenue from State Sources		
7810 State Share of Social Security and Medicare Taxes	2,242	5,230
7820 State Share of Retirement Contributions	10,773	25,138
Total Revenue from State Sources	\$13,015	\$30,368
TOTAL	\$13,015	\$30,368
TOTAL REVENUES	\$13,015	\$30,368