

January 2026

Dear Preschool Parents and Guardians,

We hope this message finds you and your family well. As we prepare for the possibility of inclement weather, we want to ensure that our preschoolers continue to have fun, meaningful learning experiences at home.

Below is a list of activities designed to support early literacy, math, and fine-motor skills. These activities are meant to be flexible and enjoyable. Feel free to complete them at your own pace on any day when school is closed due to winter weather.

Literacy Activities


- Read together daily and talk about the pictures, characters, and what might happen next.
- Using the attached alphabet letter cards, ask your child to identify upper and lowercase letters. Practice matching upper and lowercase letters using the Blast Off Letter Puzzles.
- Use crayons, markers, or even fingers in salt, sugar, or shaving cream to write upper and lowercase letters.
- Write your child's name and have them trace or copy the letters.
- Talk about beginning sounds. Ask your child to list words that begin with the first letter in their name (Sara- sun, soccer, sand, etc.).
- Sing songs and listen to nursery rhymes.

Math Activities

- Count objects during daily routines (stairs, playing with toys, eating snacks).
- Sort items by color, size, or shape.
- Play games that involve counting spaces or matching numbers, such as Number Dots 1-6 (two copies are provided).
- Use the resources attached to identify and write numerals 0-10.

Fine-Motor Activities

- Play with Play-Doh and practice pinching, cutting, and rolling.
- Tear paper into small strips to build fine motor skills.
- Use tweezers, tongs, or clothespins to pick up small items, such as hair bows or noodles.
- Thread beads or pasta onto string/yarn.
- Use stickers to make patterns or pictures.
- Practice drawing lines and shapes.



Our goal is simply to keep little minds engaged and to offer families some easy, developmentally appropriate ideas for learning at home. Most importantly, we hope you enjoy the extra time together.

If you have any questions or need additional ideas, please reach out. We're always happy to support you.

Sincerely,

Mary-Katherine S. Bishop, Supervisor of Early Learning, mkbishop@rcps.info
Quanna Pannell, Supervisor of Early Childhood Special Education, qcpannell@rcps.info |

A

B

C

© 2020 Frog Street Press, LLC

ISBN978163237599 Letter Cards

© 2020 Frog Street Press, LLC

ISBN978163237599 Letter Cards

© 2020 Frog Street Press, LLC

ISBN978163237599 Letter Cards

ISBN978163237599 Letter Cards

© 2020 Frog Street Press, LLC

ISBN978163237599 Letter Cards

© 2020 Frog Street Press, LLC

ISBN978163237599 Letter Cards

© 2020 Frog Street Press, LLC

F

E

D

G

H

I

© 2020 Frog Street Press, LLC

ISBN978163237599 Letter Cards

© 2020 Frog Street Press, LLC

ISBN978163237599 Letter Cards

© 2020 Frog Street Press, LLC

ISBN978163237599 Letter Cards

ISBN978163237599 Letter Cards

© 2020 Frog Street Press, LLC

ISBN978163237599 Letter Cards

© 2020 Frog Street Press, LLC

ISBN978163237599 Letter Cards

© 2020 Frog Street Press, LLC

L

K

J

M

N

O

© 2020 Frog Street Press, LLC

ISBN978163237599 Letter Cards

© 2020 Frog Street Press, LLC

ISBN978163237599 Letter Cards

© 2020 Frog Street Press, LLC

ISBN978163237599 Letter Cards

ISBN978163237599 Letter Cards

© 2020 Frog Street Press, LLC

ISBN978163237599 Letter Cards

© 2020 Frog Street Press, LLC

ISBN978163237599 Letter Cards

© 2020 Frog Street Press, LLC

R

O

P

S

T

U

X

M

A

Y

Z

a

p

c

p

e

f

g

j

!

4

k

l

m

d

o

u

q

r

s

v

w

x

w

x

y

z



Blast Off with Letter Puzzles

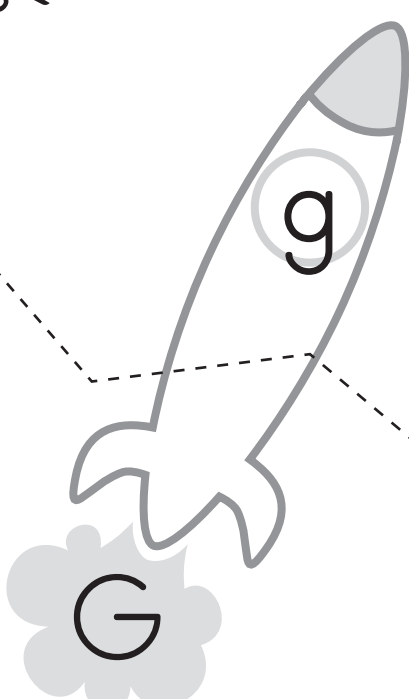
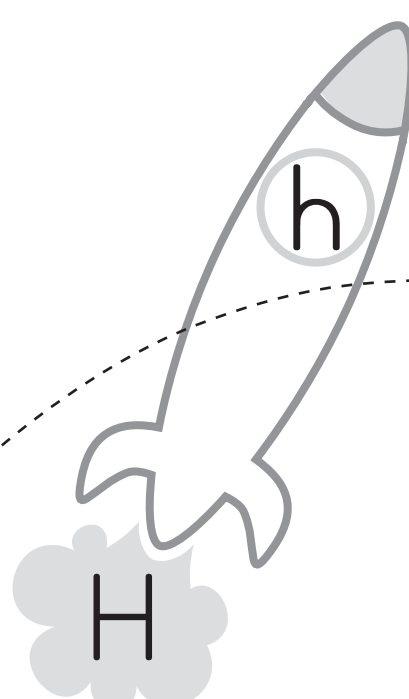
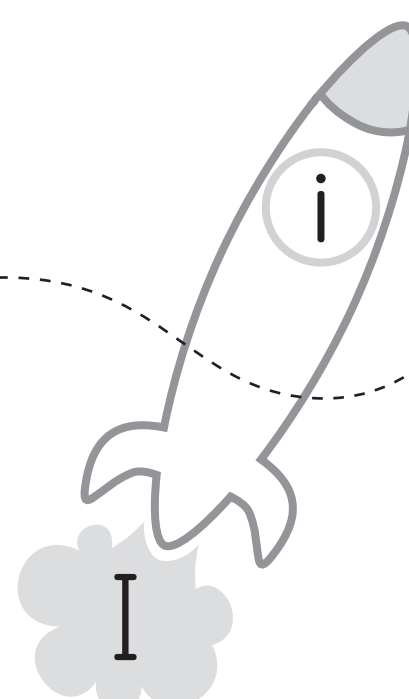
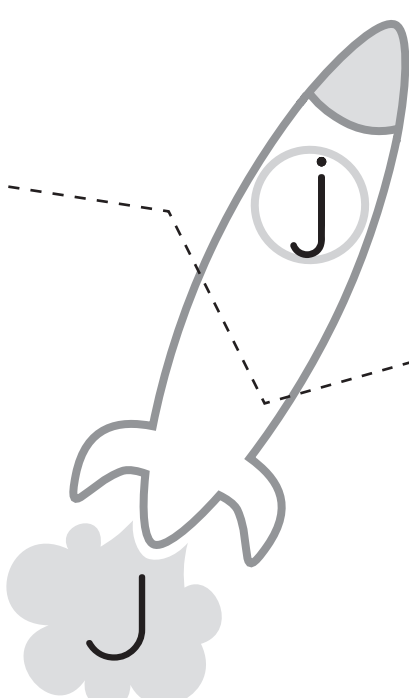

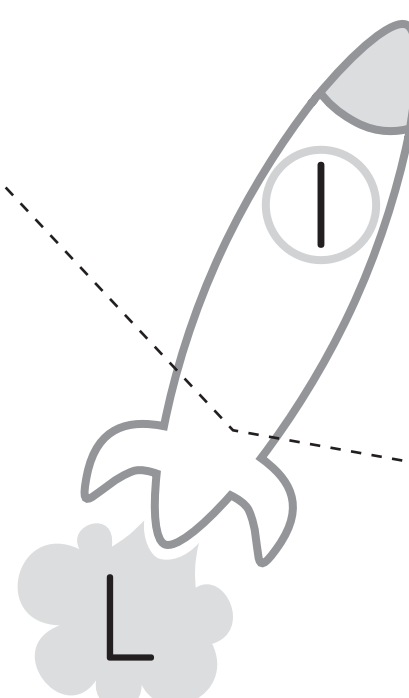
Directions: Cut out each puzzle. Match uppercase and lowercase letter pieces.

<p>a A</p>	<p>b B</p>	<p>c C</p>
<p>d D</p>	<p>e E</p>	<p>f F</p>



Blast Off with Letter Puzzles

Directions: Cut out each puzzle. Match uppercase and lowercase letter pieces.



Blast Off with Letter Puzzles

Directions: Cut out each puzzle. Match uppercase and lowercase letter pieces.



Blast Off with Letter Puzzles

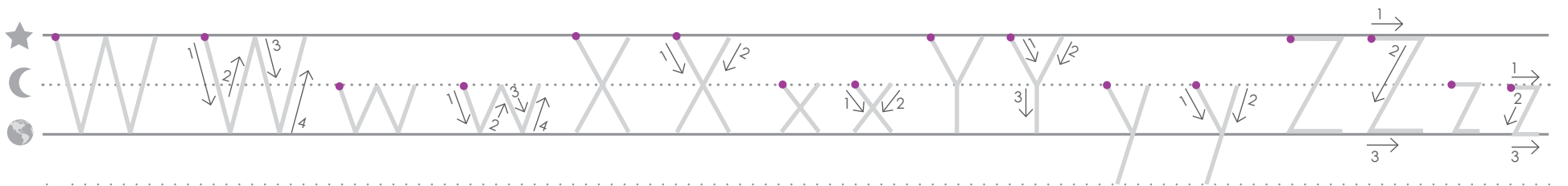
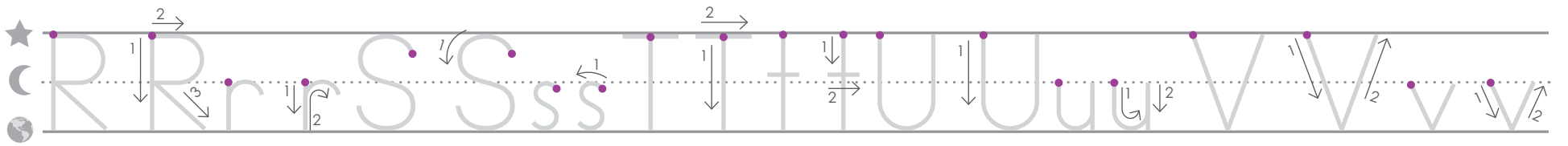
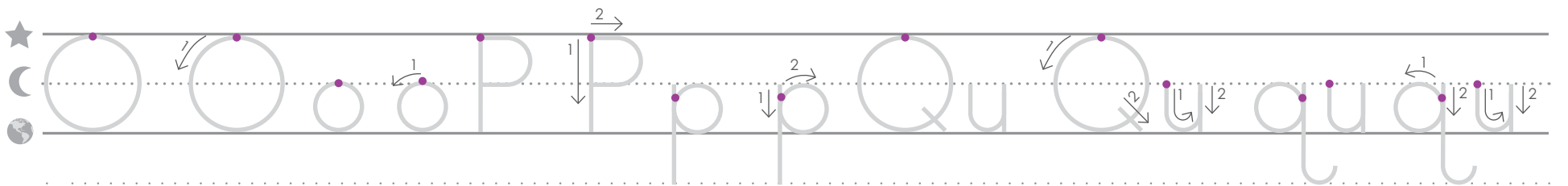
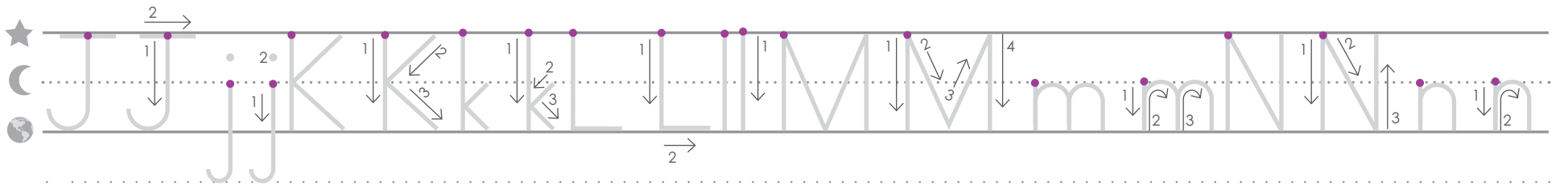
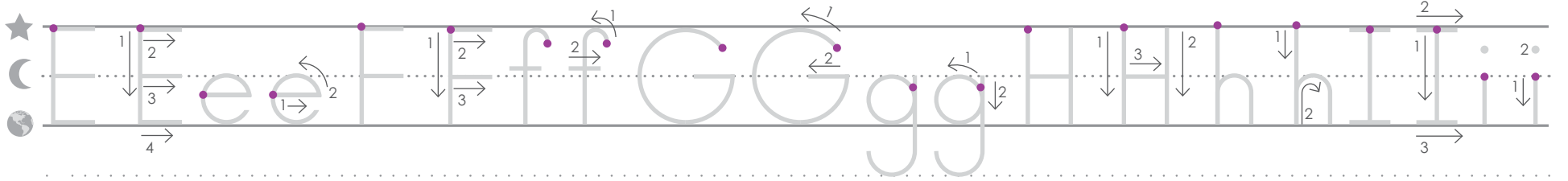
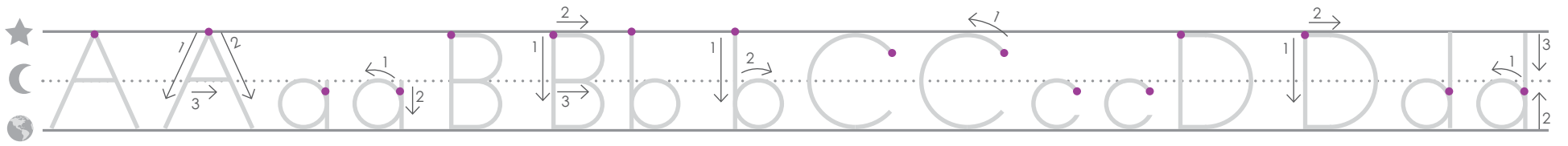
Directions: Cut out each puzzle. Match uppercase and lowercase letter pieces.




Blast Off with Letter Puzzles

Directions: Cut out each puzzle. Match uppercase and lowercase letter pieces.


The image shows a 2x3 grid of rocket ship puzzles. Each puzzle is enclosed in a dashed box. A scissors icon is in the top left corner of the grid. The top row contains three rockets. The first rocket has a lowercase 'y' on its body and an uppercase 'Y' on its smoke cloud. The second rocket has a lowercase 'z' on its body and an uppercase 'Z' on its smoke cloud. The third rocket has an empty circle on its body and an empty smoke cloud. The bottom row contains three rockets. The first rocket has an empty circle on its body and an empty smoke cloud. The second rocket has an empty circle on its body and an empty smoke cloud. The third rocket has an empty circle on its body and an empty smoke cloud. A dashed line connects the rockets in each row.



Number Dots 1-6



Number Dots 1-6



Numeral Cards 0-10

0

1

2

3

4

5


6


7

8

9

10

 Sizing?

 Lined up?

 Readable?

 Spacing?

 Did I take my time?

Name:

★ _____
☾ _____
🌍 _____

★ _____
☾ 0 _____
🌍 _____

★ _____
☾ 1 _____
🌍 _____

★ _____
☾ 2 _____
🌍 _____

★ _____
☾ 3 _____
🌍 _____

★ _____
☾ 4 _____
🌍 _____

★ _____
☾ 5 _____
🌍 _____

★ _____
☾ 6 _____
🌍 _____

★ _____
☾ 7 _____
🌍 _____

★ _____
☾ 8 _____
🌍 _____

★ _____
☾ 9 _____
🌍 _____

★ _____
☾ 10 _____
🌍 _____