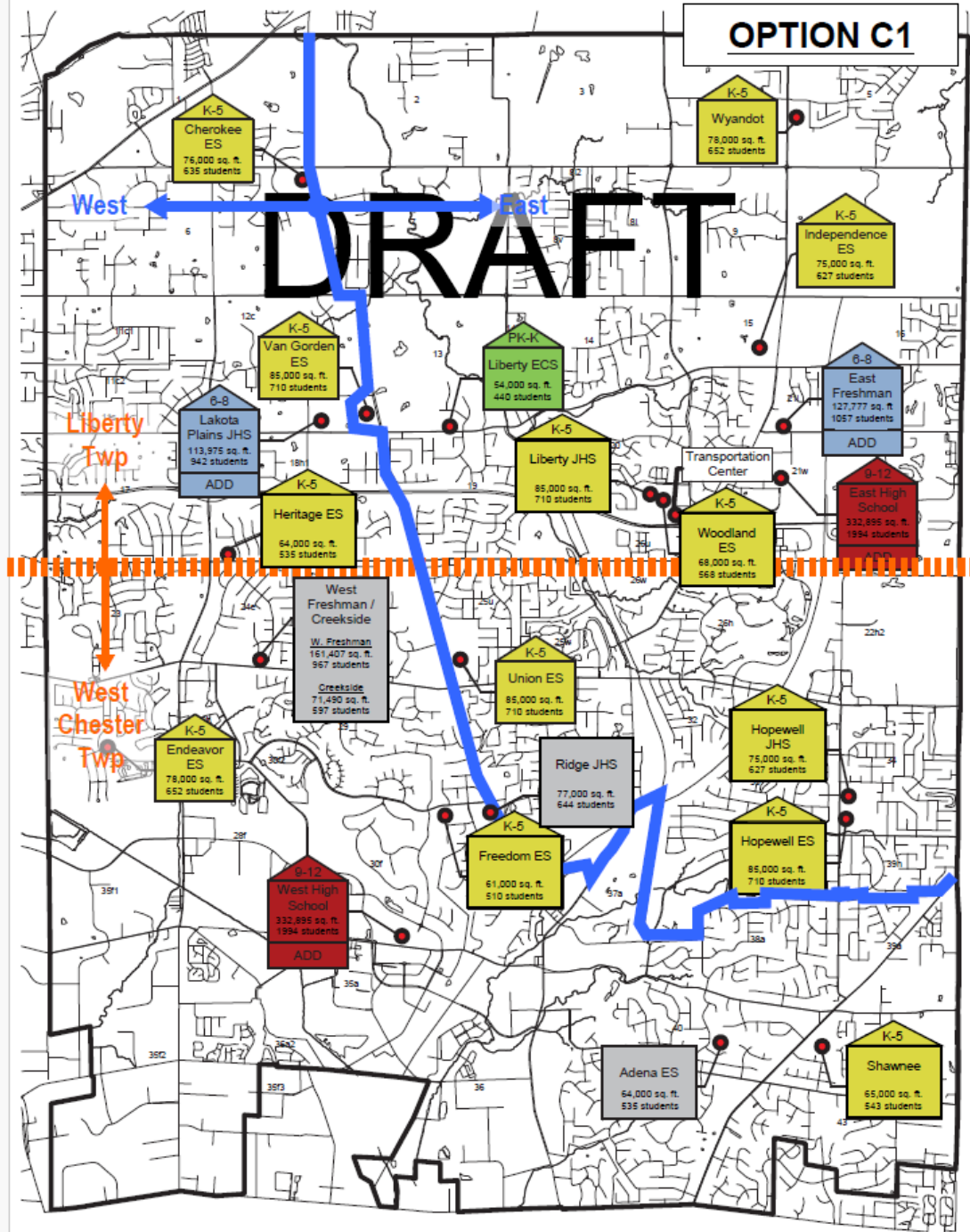


OPTION C1

DRAFT



West ← East

Liberty Twp

West Chester Twp

DRAFT

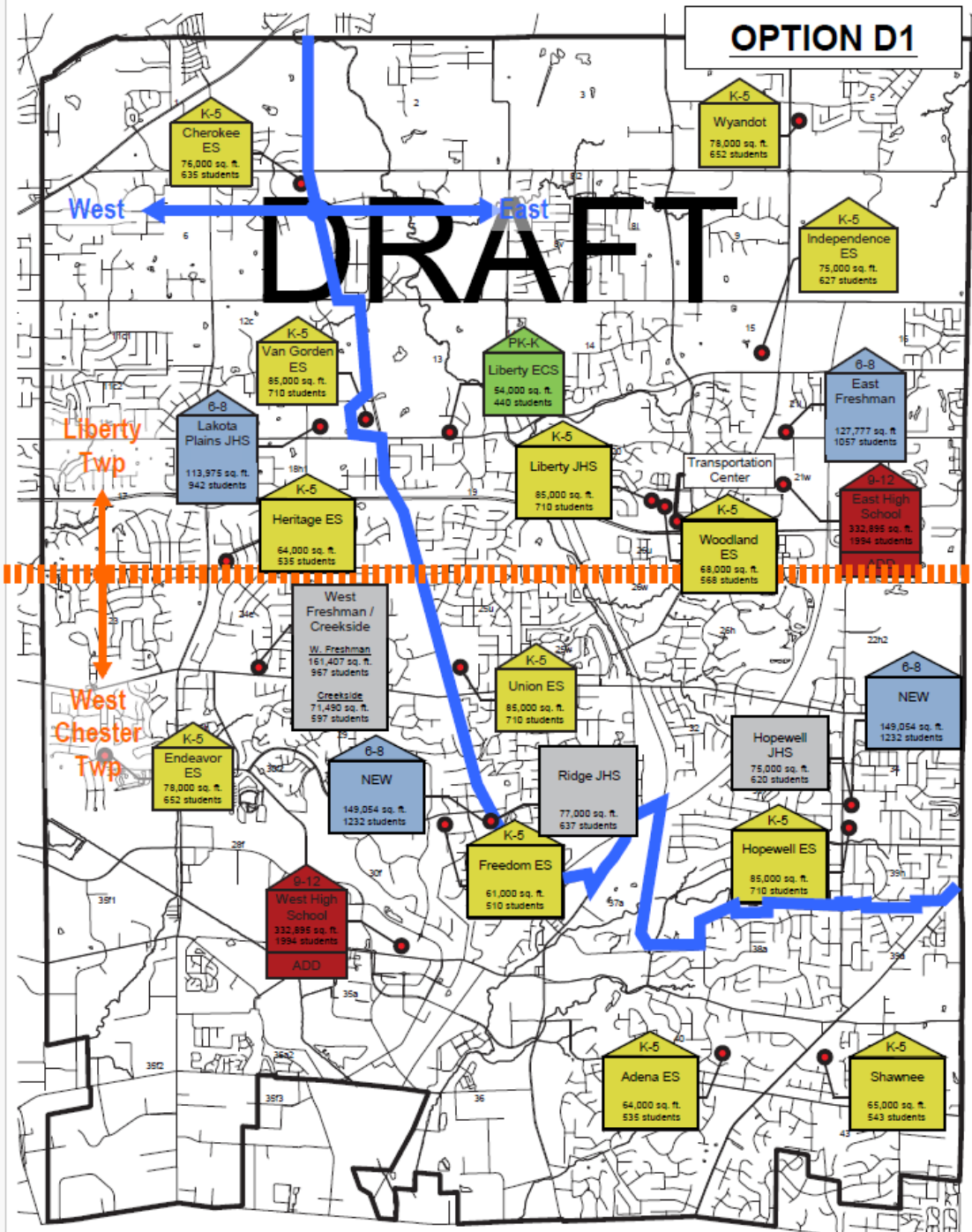
OPTION C1

<u>EXISTING</u>			<u>REQUIRED</u>	
<u>PK</u>	<u>Sq. Ft.</u>	<u>Exist. Student Capacity</u>	<u>PK</u>	<u>Enrollment</u>
<u>Building</u>			<u>Sq. Ft.</u>	
Liberty ECS	54,000	440	54,000	337
Subtotal	54,000	440		
<hr/>				
<u>K - 5th</u>			<u>K - 5th</u>	
<u>Building</u>	<u>Sq. Ft.</u>	<u>Exist. Student Capacity</u>	<u>Sq. Ft.</u>	<u>Enrollment</u>
Cherokee ES	76,000	635	971,964	8118
Van Gorden ES	85,000	710		
Wyandot	78,000	652		
Independence ES	75,000	627		
Endeavor ES	78,000	652		
Union ES	85,000	710		
Woodland ES	68,000	568		
Heritage ES	64,000	535		
Hopewell ES	85,000	710		
Shawnee	65,000	543		
Liberty JHS	85,000	710		
Freedom ES	61,000	510		
Hopewell JHS	75,000	627		
Ridge JHS	77,000	644		
Adena ES	64,000	535		
Creekside	71,490	597		
Subtotal	980,000	8189		
<hr/>				
<u>6th - 8th</u>			<u>6th - 8th</u>	
<u>Building</u>	<u>Sq. Ft.</u>	<u>Exist. Student Capacity</u>	<u>Sq. Ft.</u>	<u>Enrollment</u>
Lakota Plains JHS (exist.)	113,975	947	539,860	4463
Lakota Plains JHS (add.)	149,054	1232		
East Freshman (exist.)	127,777	1057		
East Freshman (add.)	149,054	1232		
Subtotal	539,860	4463		
<hr/>				
<u>9th - 12th</u>			<u>9th - 12th</u>	
<u>Building</u>	<u>Sq. Ft.</u>	<u>Exist. Student Capacity</u>	<u>Sq. Ft.</u>	<u>Enrollment</u>
East High School (exist.)	332,895	1994	1,027,136	6156
East High School (add.)	180,673	1082		
West High School (exist.)	332,895	1994		
West High School (add.)	180,673	1082		
West Freshman	161,407	967		
Subtotal	1,027,136	6152		

KEY

	DEMO
	NEW CONSTRUCTION

OPTION D1



DRAFT

OPTION D1

<u>EXISTING</u>			<u>REQUIRED</u>	
<u>PK</u>			<u>PK</u>	
<u>Building</u>	<u>Sq. Ft.</u>	<u>Exist. Student Capacity</u>	<u>Sq. Ft.</u>	<u>Enrollment</u>
Liberty ECS	54,000	440	54,000	337
Subtotal	54,000	440		
<hr/>				
<u>K - 5th</u>			<u>K - 5th</u>	
<u>Building</u>	<u>Sq. Ft.</u>	<u>Exist. Student Capacity</u>	<u>Sq. Ft.</u>	<u>Enrollment</u>
Cherokee ES	76,000	635	971,964	8118
Van Gorden ES	85,000	710		
Wyandot	78,000	652		
Independence ES	75,000	627		
Endeavor ES	78,000	652		
Union ES	85,000	710		
Woodland ES	68,000	568		
Heritage ES	64,000	535		
Freedom ES	61,000	510		
Adena ES	64,000	535		
Hopewell ES	85,000	710		
Shawnee	65,000	543		
Liberty JHS	85,000	710		
Creekside	71,490	597		
Subtotal	969,000	8097		
<hr/>				
<u>6th - 8th</u>			<u>6th - 8th</u>	
<u>Building</u>	<u>Sq. Ft.</u>	<u>Exist. Student Capacity</u>	<u>Sq. Ft.</u>	<u>Enrollment</u>
Lakota Plains JHS	113,975	942	539,860	4463
East Freshman	127,777	1057		
New Construction @ Ridge JHS	149,054	1232		
New Construction @ Hopewell JHS	149,054	1232		
Ridge JHS	77,000	637		
Hopewell JHS	75,000	620		
Subtotal	539,860	4463		
<hr/>				
<u>9th - 12th</u>			<u>9th - 12th</u>	
<u>Building</u>	<u>Sq. Ft.</u>	<u>Exist. Student Capacity</u>	<u>Sq. Ft.</u>	<u>Enrollment</u>
East High School (exist.)	332,895	1994	1,027,136	6156
East High School (add.)	180,673	1082		
West High School (exist.)	332,895	1994		
West High School (add.)	180,673	1082		
West Freshman	161,407	967		
Subtotal	1,027,136	6152		

KEY

	DEMO
	NEW CONSTRUCTION

DRAFT

Phase 1:

High Schools: Grades 9-12



6-8 Middle Schools

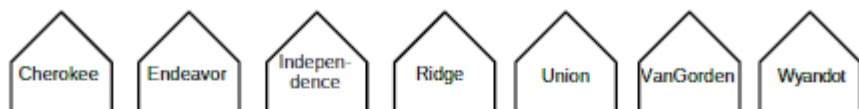


Phase 2:

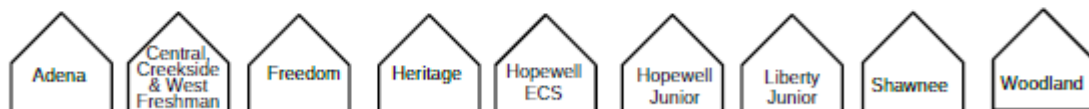
Preschool



Elementary Schools: Grades K-5



Decommissioned Schools:



Option A: 2-Phase 2025 Plan (6-12, PK-5)

Year	Funding Type	Estimated Local Dollars Needed
2026	Bond Issue & Permanent Improvement Levy	\$272 million
TBD	Operating Levy may be required	TBD
2030	Bond Issue & Permanent Improvement Levy	\$234 million
Estimated Total Bond & Permanent Improvement Levy		\$506 million

- Qualifies for 32% state co-funding
- Includes LFIs and Inflation for 2026 (\$102 million)
- Does not factor inflation for 2030
- Field houses & stadium improvements in Phase 2

Phase 1:

Additions on TBD buildings

Early Childhood Schools: Grades K-2



Elementary Schools: Grades 3-6



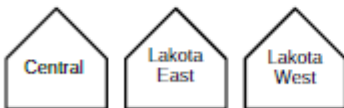
Junior Schools: Grades 7-8



Freshman Schools: Grade 9



High Schools: Grades 10-12



Phase 2:

Renovations on TBD buildings



Note:

- Preschool in Liberty ECS & VanGorden Elementary
- Central/Creekside/West Freshman are one building

Option B:

2-Phase Plan Maintain Current Grade Bands with Additions & Renovations

Year	Funding Type	Estimated Local Dollars Needed
2026	Bond Issue	\$145 million
TBD	Operating Levy may be required	TBD
2030	Bond Issue & Permanent Improvement Levy	\$404 million
Estimated Total Bond & Permanent Improvement Levy		\$549 million

- No operational savings with this plan
- Some work may qualify for 32% state co-funding
- 2026 bond issue is for additions (locations TBD)
- Includes LFIs and Inflation in 2026 (\$102 million)
- Does not factor inflation for 2030
- Field houses & stadium improvements in Phase 2



Now

High Schools: Grades 9-12



6-8 Middle Schools



- All other buildings will become K-5
- Existing buildings maintained, not renovated

Option C: 2026

Year	Funding Type	Estimated Local Dollars Needed
2026	Bond Issue & Permanent Improvement Levy	\$272 million
TBD	Operating Levy	TBD
Estimated Total Bond & Permanent Improvement Levy		\$272 million

- *Some projects qualify for 32% state co-funding*
- *Includes LFIs and Inflation for 2026 (\$102 million)*

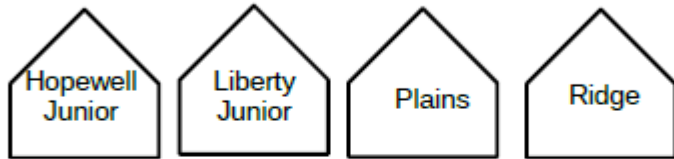
Now



High Schools: Grades 9-12



6-8 Middle Schools



- All other buildings will become K-5
- Existing buildings maintained, not renovated

Option D: 2026

Year	Grade Band	Estimated Local Dollars Needed
2026	Grades 9-12 additions	\$160,000,000
	Grades 6-8 additions	\$89,250,000
	Grades 6-8 renovations	\$54,267,000
TBD	Operating Levy	TBD
Estimated Bond Issue & Permanent Improvement Levy for Grades 6-12		\$303,517,000

- Some projects qualify for 32% state co-funding
- Includes LFIs and Inflation for 2026 (\$102 million)

Phase 1:

9-12 High Schools



6-8 Middle Schools

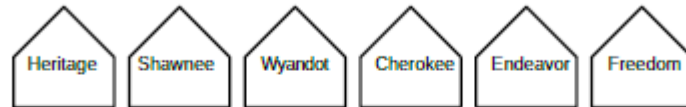


Phase 2:

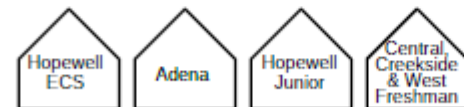
Preschool:



K-5 Schools:



Decommissioned Schools:



Option E:

2-Phase Plan (6-12, PK-5)

Replace 4 Buildings

Year	Funding Type	Estimated Local Dollars Needed
2026	Bond Issue	\$272 million
TBD	Operating Levy	TBD
2030	Bond Issue, Permanent Improvement Levy	\$311 million
Estimated Total Bond & Permanent Improvement Levy		\$583 million

- Some projects qualify for 32% state co-funding
- Includes LFIs and Inflation for 2026 (\$102 million)
- Does not factor inflation for 2030
- Field houses & stadium improvements in Phase 2