
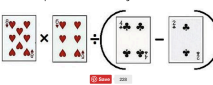




8th Grade eLearning Day Choice Board.

Student Directions: On each eLearning Day, you will choose one assignment from each of the five core classes from the Core Classes Board and two assignments from any column on the Allied Board. Each assignment/activity should take 20-30 min. for a total of 2-3 hours of school work. Turn in your finished work to your advisor the next day.

Core Classes- Do one activity from each column.				
Science	L.A.	Social	Math	PE or Financial Lit.
<p>Draw models of 3 types of collisions. Describe each collision in detail. Explain the factors that either caused damage or prevented damage.</p> <p>Type of Collision</p> <p>was moving at first was motionless at first</p> <p>was motionless at first was moving at first</p> <p>was moving at first was moving at first</p>	<p>Read a book of choice for 20 minutes OR read aloud to a grown up or sibling. After reading, write a 3-5 sentence summary of what happened in the book.</p>	<p>Create a map of a room in your house, including doors, windows, and furniture. Make sure to include all aspects of TODALSS (Title, Orientation, Date, Author, Legend, Scale, and Source).</p>	<p>Solving Equations Review Write down each equation on a piece of paper. Show your work as you solve each equation. Use the hints provided to check your answers. 😊</p> <ol style="list-style-type: none"> $x - 9 = -15$ $x + 3 = 12$ <p>Hint: The SUM of the answers from #1 and #2 is 3. 😊</p> <ol style="list-style-type: none"> $-7x = -28$ $\frac{x}{-2} = 4$ <p>Hint: The SUM of the answers from #3 and #4 is -4. 😊</p> <ol style="list-style-type: none"> $4x - 8 = 24$ $\frac{x}{3} - 5 = 1$ <p>Hint: The SUM of the answers from #5 and #6 is 26. 😊</p> <ol style="list-style-type: none"> $-3(x + 5) = 15$ $4(x - 3) + 2x = 24$ <p>Hint: The PRODUCT of the answers from #7 and #8 is -60. 😊</p> <ol style="list-style-type: none"> $3x + 8 = 5x - 2$ $2(2x - 1) = 6(x + 2)$ <p>Hint: The PRODUCT of the answers from #9 and #10 is -35. 😊</p>	<p>PE: <u>Create Own Workout</u></p> <ol style="list-style-type: none"> Create a workout with 15-20 exercises with numbers of sets or times for each Provide a written workout plan Include starting & ending heart rate Exercise examples: jumping jacks, squats, plank, sit-ups, push-ups, etc Do the workout
<p>Salt & Pepper Exp.</p> <ol style="list-style-type: none"> Add some salt and Pepper to a plate. Run a comb through your hair 10 times or blow up a balloon and rub it on your hair -1min Place the comb over the plate. 	<p>Make a plot diagram for a show or movie. Identify the characters, setting, conflict. Add a rising action (main events that lead to the climax). Identify the climax and the falling action that leads to</p>	<p>Interview an adult about an important event in global history that they lived through. Write a paragraph summarizing what you learned.</p>	<p>Exponent Card Game</p> <p><u>Exponent Battle</u></p> <p>Player 1: $8 \times 8 = 64$</p> <p>Player 2: $6 \times 6 \times 6 \times 6 = 1296$</p>	<p>PE: AMRAP As Many Rounds As Possible Complete as many rounds of the following circuit as possible in <u>20 minutes</u>.</p> <p>10 burpees</p>

<p>4) Observe 5) Try to explain why?</p>	<p>the resolution.</p>		<p>Players: 2 Materials: Deck of playing cards Skill: Exponents, Multiplication How to Play: Decide who the dealer will be rolling a die. The person with the higher number is the dealer.</p> <ul style="list-style-type: none"> All of the cards are dealt face down, one at a time to each player until there are no cards left. Each later should have an equal number of cards. Each player will then their top face up at the same time. This card will represent the base for each player. Each player then turns over their next card. This card represents the exponent for each player. <p>After each round of turning cards over, the player with the highest product, wins that round and collects each of the player's cards that have been turned over that round.</p> <p>So that means the winner of each round will get a total of two cards from each player, their base and exponent cards.</p> <ul style="list-style-type: none"> In case of a tie after a round, the players involved in the tie will need to do a face-off. For the face-off, gather all of the cards that were turned over for that round together in a pile and shuffle. <p>Turn the cards face down and spread out so that each player in the face-off can draw one card. This is to determine who will shuffle and deal the cards for the face-off.</p> <p>The player that draws the highest card will be the dealer for the face-off. The face-off is done just like a normal round. The winner of this face-off round is then the wins the tie-breaker and collects all the cards that were turned over in that round.</p> <ul style="list-style-type: none"> Play continues until all the cards are turned over. The winner of the game is the player that has collected the most cards! 	<p>15 sit-ups 20 jumping jacks 10 push-ups 10 backward lunges</p> <p>Reflect with the following questions: 1. Starting Heart Rate 2. Ending Heart rate 3. Which exercise was your favorite one? 4. What exercise was the most difficult?</p>
<p>Make a lever by placing something on the ground and using a shovel to lift the snow. Move the object to different distances from the end of the shovel. Record which makes it easier to lift the snow.</p>	<p>Figurative language poetry. Write a poem using different types of figurative language (simile, metaphor, hyperbole, personification, alliteration, and onomatopoeia).</p>	<p>Read an article on a current event that happened outside of the US. Write 5 things you learned and 5 questions you have.</p>	<p>Order of Operations <i>Play 24 Math Game - Using Deck of Playing Cards</i></p>  <p>An easy way to play the 24-math game is with an ordinary deck of cards. Aces are given a value of 1. Be sure to remove all of the face cards from the deck.</p> <p>The object of the game is to arrange four cards and using the four basic mathematical operations (addition, subtraction, multiplication, and division) to get a total of 24. Each player can use the Parentheses can also be used along with these four basic operations.</p> <ul style="list-style-type: none"> Choose one person to deal the cards. The dealer deals out four cards face-down to each player. When all the cards are dealt to each player, all of the players will turn their cards over face-up in front of them and try to arrange their cards in any order and use three of the four math operations to reach the total of 24. Each of the four cards can only be used once. One set of parentheses may be used. The first player that comes up with a total of 24 first is awarded a point. As the teacher or parent oversees the game, you might want to make sure their solution is valid. If nobody comes up with a solution no points are given for that round. Whoever has the most points after a predetermined number of rounds wins the game. <p>Take a look at the picture below. This is a good solution.</p> 	<p>PE: <u>Watch and Write</u> Watch a YouTube video of a game/sport Write a short reflection</p> <ol style="list-style-type: none"> Rules/how to play Skills needed (ex: catching, throwing, running) 3 fun facts about the sport/game
<p>Use a magnet to find 10 items that are attracted to the magnet. Look up what each of the items are made of on your phone or other device. Make a chart showing the material that each item is made from and compare it to the other items. What similarities and differences did you find?</p>	<p>Write a short story adding elements of suspense. Use dramatic or situational irony in your story. Your story should have a clear beginning, middle, and ending.</p>	<p>Pick one of the locations we have already discussed in class (physical location, country, city) and plan a trip there. Make sure to include why you would want to go there, what you would want to see, what you would need to pack, what time of year you would want to go, and if you would bring anyone with you.</p>	<p>Inequality Scavenger Hunt Part 1</p> <p>Find items in your house that satisfy each inequality below. Take a photo of each item or describe it in detail if you are unable to take a photo of it.</p> <p>Find an object that...</p> <ol style="list-style-type: none"> is less than 4 inches long is more than 2 feet long is between 5 and 10 inches long is over 4 feet high you have had for at least 6 years you can use at most once you use at least 2 times per day 	<p>Financial Literacy</p> <p>Take a "digital" shopping trip to see how much it would cost to make a meal at home instead of going out to eat.</p>

			<p>Find someone (person or pet) who is...</p> <p>8. at least 20 years old</p> <p>9. under 5 feet tall</p> <p>10. no greater than 16 years old</p> <p>Part 2</p> <p>Write an inequality for each statement in Part 1:</p> <p>Examples:</p> <p>#4) $x > 4$</p> <p>#10) $x \leq 16$</p>	
--	--	--	---	--

Create a model of a vehicle someone could build that would be the safest and most fuel efficient car. Based on our Collision Labs, explain why it would be the safest car.


Write a one page journal entry about the weather using details of imagery and senses. What does it look like, feel like, smell like, and sound like for you today?

Watch CNN10 or the World from A to Z and write a 5 sentence summary of the news events of the day.

PUZZLES
(source: <https://www.printable-puzzles.com/printable-number-puzzle.php>)

Try each of the puzzles below. Read the directions for each puzzle and solve. (Solutions are included... if you need a hint or want to check your answer.)

ROSETTA

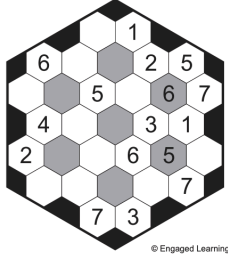


A Rosetta is made up of a centre coloured hexagon encircled by 6 white hexagons.

Example

To complete the puzzle, fill in all 7 Rosettas with each number between 1 and 7 in no particular order while also ensuring that:

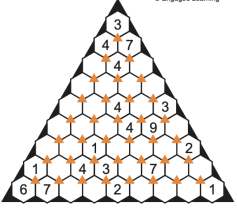
- No number is repeated in a horizontal row
- Each number from 1 to 7 are represented in the 7 grey coloured hexagon cells.



© Engaged Learning

SUBADDO PYRAMID Medium

Each orange triangle connects a set of three numbers. Two numbers must add or subtract to equal the third. All numbers must be between 1 and 12 and no number can be repeated in a horizontal row.

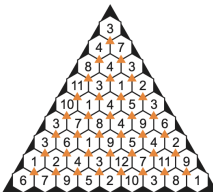



© Engaged Learning



Financial Literacy






Write your own description of the 5 Tenants of Financial Wisdom.

Solutions:

			 <p>Rose_0011_Solution</p>  <p><small>For a complete explanation on how this puzzle was solved visit www.hexallgames.com © 2010 Engaged Learning</small></p>	
--	--	--	---	--

Allied Board- Choose two activities from any column.

Visual Arts	Music	Industrial Tech	Theater	World Cultures
<p>Sculpt /Build it! Create a 3D sculpture. You could use play dough, legos, sticks, snow! Plan out your design, then start to build.</p> 	<p>Body Percussion Video Create and perform an 8-beat rhythm using only your body (claps, snaps, stomps). Perform it for a family member or record a video.</p>	<p>Build A Catapult: Build a working catapult and test how far it can launch a small object.</p> 	<p>Character Monologues: Write a monologue for a character you create. Describe their backstory, motivations, and current emotional state.</p>	<p>Create a Time Capsule: Imagine you are sending a time capsule to the future. Choose 5 items representing your culture today. Write a description of each item and why it represents the current time period.</p>

<p>Draw it! Create a drawing/landscape drawing looking out a window from your house. Add value and shading to it!</p> 	<p>Choreography Challenge</p> <p>Pick the chorus of a school-appropriate song. Create three specific hand gestures or movements that match the lyrics.</p> <p>Turn in a sketch or description of the moves.</p>	<p>Build the Tallest Tower: Mom and Dad will allow.</p> <p>Material Ideas: Paper, Cardboard, Snow!</p>	<p>Rewrite a Fairy Tale: Choose a well-known fairy tale and rewrite it as a dramatic scene or in a different genre (e.g., tragedy, comedy).</p>	<p>Design a Flag: Create a flag for a new culture! Use symbols, colors, and shapes that reflect important aspects of that culture. Explain your choices.</p>
<p>Snap it! You're a photographer, document the snow day! Take multiple photos for different angles and subject matter like a photographer.</p> 	<p>Keyboard Drawing</p> <p>Draw a 2-octave piano keyboard. Label every note (C, D, E...) and circle the groups of 2 and 3 black keys.</p> <p>Turn in a physical drawing.</p>	<p>Paper Roller Coaster: Design and build a roller coaster for a marble using paper.</p>	<p>Emotion Masks: Draw or craft masks that depict different emotions and write a brief scene where they're used.</p>	<p>Recipe Creation: Research a traditional recipe from another country. Write out the recipe, include ingredients, instructions, and cultural significance.</p>
<p>Arrange It! Create a color wheel arrangement in your closet. Organizing your clothing by the rainbow or your laundry!</p> 	<p>Quiet "Sound Map" Listening</p> <p>Sit in total silence for 3 minutes. List 5 sounds you hear that aren't usually noticed (hum of the fridge, wind, etc.).</p> <p>Turn in a "Sound Map" list.</p>	<p>Build With Legos</p> 	<p>Design a Playbill: Choose a favorite play and create an original playbill, including a synopsis, cast list, and production team.</p>	<p>Create a Cultural Story: Write a short story that showcases the customs and traditions of a country or region we have studied in class.</p>
<p>Illustrate It! Watch an animated movie and create a new character to join the cast in that illustration style.</p> 	<p>Graphic Score Artist</p> <p>Instead of notes and rests, use shapes, colors, and lines to represent a song. High notes = tall lines; Loud sounds = thick shapes.</p> <p>Turn in your "Graphic Score" drawing.</p>	<p>Make a snowball and measure how far you can throw it!</p>	<p>Object Stories: Pick a random object in your house and write a story about its journey.</p>	<p>Perspective Activity: Write a letter to a new penpal in a different country describing your typical day. Include foods, traditions and language you speak.</p>