










6th Grade eLearning Day Choice Board





Student Directions: On each eLearning Day, you will choose **one assignment from each of the five core classes from the Core Classes Board and two assignments from any column on the Allied Board.** Each assignment/activity should take 20-30 min. for a total of 2-3 hours of school work. Turn in your finished work to your advisor the next day.

Core Classes- Do one activity from each column.				
Science	L.A.	Social	Math	PE
<p><u>Model It!</u> Create a model of what you observe out your window today. Include the elements of a scientific model:</p> <ul style="list-style-type: none"> - Explanation - Questions - Pictures - Color - Zoom-in Bubble - Timeline 	<p><u>Books come to Life!</u> Read children's books (with a lot of expression) to a brother or sister or a pet for 20 min.</p>	<p>Choose a family member to interview in order to find out important dates/events in their life. Create a timeline showing 6 important events in their life. Remember to label these events with CE.</p>	<p>I Build am a 3-D shape with vertices, 6 faces, and 12 edges. My faces are all the same shape.</p>	<p><u>Workout: Amrap</u> (As many rounds as possible) Complete as many rounds of the following circuit as you can in 20 minutes.</p> <p>10 Burpees 15 Sit Ups 20 jumping jacks 10 Air Squats 10 Side Lunges</p>
<p><u>Investigate it!</u></p> <ol style="list-style-type: none"> 1. Conduct an investigation to determine how long it takes 1 cup of snow to melt. 2. Include: <ol style="list-style-type: none"> a. The steps you took to conduct your investigation b. Data you collected c. A conclusion 	<p><u>Songs on my Playlist!</u> Thinking about a short story that we've read in class recently... -Choose three songs that would connect to a character in the novel. -List the songs and explain why you chose them. -Remember to explain so it makes sense for someone who has not read the story.</p>	<p>Create a timeline of historical events that happened in your life. Be sure to include at least 10 events. Remember to label these events with CE.</p>	<p>Take a survey of at least 10 family or friends on their favorite snow activity and create a graph showing your data.</p>	<p><u>Watch and Write</u> Go to YouTube and watch a video on a game/sport and write a short reflection on</p> <ol style="list-style-type: none"> 1. Rules/how to play 2. Skills needed (ex: catching, throwing, running) 3. 3 fun facts about the sport/game

<p><u>Watch and Write</u></p> <ol style="list-style-type: none"> 1. Watch the video here.  2. Create a Venn Diagram comparing and contrasting how you would make a PB and J sandwich in space to how you do it on Earth. 	<p>First, Build a Snowman</p> <p>- Write a detailed description of the steps involved in building a snowman OR making a Snow Angel. (Use transition words such as "First, next, last...") -Test your steps to see if your description works!</p>	<p>Make a list of Minnesota's state symbols: state tree, state flower, state bird, state motto, state nickname, state drink, state muffin, state fruit...</p>	<p>\square of $\square\square = \square\square$</p> <p></p> <p>Use only these numbers to make the above true (there will be more than one correct answer)</p>	<p>Darebee Workout</p> <p>Pick a workout to complete</p> <p>Write a short reflection on what muscle groups did your workout develop (arms, legs, etc.) and rate the workout on a scale of 1-5 on difficulty (1-very easy, 5- very difficult)</p>
<p><u>Read and Write</u></p> <ol style="list-style-type: none"> 1. Choose and read and article linked here >>  2. Write 2 words you learned and a brief summary of what you read. 	<p>Cozy up! Enjoy reading for 30 minutes.</p> <p>-Write 2 words you learned and a brief summary of what you read.</p>	<p>Write down 10 things you have learned about Minnesota's History and what you think is cool/interesting about it.</p>	<p>Make cookies and double the recipe.</p>	<p><u>Create Own Workout</u></p> <ol style="list-style-type: none"> 1. Create a 15-20 minute workout 2. Provide a written workout plan with options like jumping jacks, bodyweight squats, planks, and push-ups. 3. Do the workout
<p><u>Investigate it!</u></p> <ol style="list-style-type: none"> 1. Conduct an investigation to determine how long it takes 1 cup of water to freeze. 2. Include: <ol style="list-style-type: none"> a. The steps you took to conduct your investigation b. Data you collected c. A conclusion 	<p><u>Brighten their Day!</u></p> <p>-Write a friendly letter or email to a relative or friend. -Describe memories of times you've spent together. -Describe things that you appreciate about them.</p>	<p>Make a treasure map using TOTALSS.</p>	<p>Build a snow fort and/or fort out of blankets and chairs and measure the perimeter and area.</p>	<p><u>Create Own PE Game</u></p> <ol style="list-style-type: none"> 1. Design a physical activity game using household items (e.g. socks for a ball) 2. Name for the Game 3. Rules and how to play 4. Reflection (What skills or muscles does your game improve)

Allied Board- Choose two activities from any column.

Visual Arts	Music	Industrial Tech	Theater	World Culture Exploration
<p>Sculpt /Build it! Create a 3D sculpture. You could use play dough, legos, sticks, snow! Plan out your design, then start to build.</p> 	<p>Body Percussion Video</p> <p>Create and perform an 8-beat rhythm using only your body (claps, snaps, stomps).</p> <p>Perform it for a family member or record a video..</p>	<p>Build A Catapult: Build a working catapult and test how far it can launch a small object.</p> 	<p>Character Monologues: Write a monologue for a character you create. Describe their backstory, motivations, and current emotional state.</p>	<p>Create a Time Capsule: Imagine you are sending a time capsule to the future. Choose 5 items representing your culture today. Write a description of each item and why it represents the current time period.</p>
<p>Draw it! Create a drawing/landscape drawing looking out a window from your house. Add value and shading to it!</p> 	<p>Choreography Challenge</p> <p>Pick the chorus of a school-appropriate song. Create three specific hand gestures or movements that match the lyrics.</p> <p>Turn in a sketch or description of the moves.</p>	<p>Build the Tallest Tower: mom and dad will allow. Material Ideas: Paper, Cardboard, Snow!</p>	<p>Rewrite a Fairy Tale: Choose a well-known fairy tale and rewrite it as a dramatic scene or in a different genre (e.g., tragedy, comedy).</p>	<p>Design a Flag: Create a flag for a new culture! Use symbols, colors, and shapes that reflect important aspects of that culture. Explain your choices.</p>
<p>Snap it! You're a photographer, document the snow day! Take multiple photos for different angles and subject matter like a photographer.</p> 	<p>Keyboard Drawing</p> <p>Draw a 2-octave piano keyboard. Label every note (C, D, E...) and circle the groups of 2 and 3 black keys.</p> <p>Turn in a physical drawing.</p>	<p>Paper Roller Coaster: Design and build a roller coaster for a marble using paper.</p>	<p>Emotion Masks: Draw or craft masks that depict different emotions and write a brief scene where they're used.</p>	<p>Recipe Creation: Research a traditional recipe from another country. Write out the recipe, include ingredients, instructions, and cultural significance.</p>

<p>Arrange It! Create a color wheel arrangement in your closet. Organizing your clothing by the rainbow or your laundry!</p> 	<p>Quiet "Sound Map" Listening</p> <p>Sit in total silence for 3 minutes. List 5 sounds you hear that aren't usually noticed (hum of the fridge, wind, etc.).</p> <p>Turn in a "Sound Map" list.</p>	<p>Build With Legos</p> 	<p>Design a Playbill: Choose a favorite play and create an original playbill, including a synopsis, cast list, and production team.</p>	<p>Create a Cultural Story: Write a short story that showcases the customs and traditions of a country or region we have studied in class.</p>
<p>Illustrate It! Watch an animated movie and create a new character to join the cast in that illustration style.</p> 	<p>Graphic Score Artist</p> <p>Instead of notes and rests, use shapes, colors, and lines to represent a song. High notes = tall lines; Loud sounds = thick shapes.</p> <p>Turn in your "Graphic Score" drawing.</p>	<p>Make a snowball and measure how far you can throw it!</p>	<p>Object Stories: Pick a random object in your house and write a story about its journey.</p>	<p>Perspective Activity: Write a letter to a new penpal in a different country describing your typical day. Include foods, traditions and language you speak.</p>
		<p>"Invent Something" Challenge</p> <p>Give yourself a "problem" to solve (like "keeping hands warm while texting") and sketch or build your invention from household items.</p> <p> Skills: creativity, problem solving</p>		