

Name _____ Date _____

Day 1 School Closure Work

1. Read out loud to an adult for 15 minutes. Use the resources in your reading pouch. You may also read "good fit" books from home.
2. Choose 6 words from the phonics packet to practice spelling.

_____	_____
_____	_____
_____	_____

3. Choose a sentence from the phonics packet to practice writing. Don't forget capital letter, finger spaces, and punctuation.

4. Read all the heart words in the word collection. Then choose 5 words to put in ABC Order. Use the alphabet to help you.


ABCDEFGHIJKLMNOPQRSTUVWXYZ

1. _____
2. _____
3. _____
4. _____
5. _____


5. On the provided paper, draw a picture and write about **one** of the following:
 - Retell a book you read today. Include setting, characters, beginning, middle, and end.
 - Write about a personal experience. Include where you were, who you were with, and what happened.
 - Write a fantasy story. Include characters, setting, and what happened to the characters. Was there a problem in the story? How was it solved?
6. Choose one of the following to practice math fact fluency:
 - Use the flashcards we sent home earlier this year.
 - Roll 2 dice and name the sum (add,) then roll 2 dice and name the difference (subtract.) Repeat several times.
 - Use a deck of playing cards. Remove the Jacks and Kings. The Queens represent the number zero. Play "Top It." Players flip over 2 cards, add them together, whoever has the largest sum keeps all 4 cards. Continue until all cards are used. The player with the most cards wins.
7. Complete the math worksheet provided. You may use this number path or tens frames with counters (legos, cereal, paper clips etc...) to help you solve.

1	2	3	4	5	6	7	8	9	10	11	12	13	14	15	16	17	18	19	20
---	---	---	---	---	---	---	---	---	----	----	----	----	----	----	----	----	----	----	----

Name _____ Date _____



Handwriting practice lines consisting of four sets of horizontal lines. Each set includes a solid top line, a dashed middle line, and a solid bottom line, providing a guide for letter height and placement.



Name _____

SHOOTING FOR FLUENCY

Directions: Score points by answering each addition fact below.

$$\begin{array}{r} 3 \\ +8 \\ \hline \end{array}$$

$$\begin{array}{r} 8 \\ +5 \\ \hline \end{array}$$

$$\begin{array}{r} 6 \\ +3 \\ \hline \end{array}$$

$$\begin{array}{r} 5 \\ +2 \\ \hline \end{array}$$

$$\begin{array}{r} 8 \\ +8 \\ \hline \end{array}$$

$$\begin{array}{r} 5 \\ +9 \\ \hline \end{array}$$

$$\begin{array}{r} 5 \\ +2 \\ \hline \end{array}$$

$$\begin{array}{r} 7 \\ +3 \\ \hline \end{array}$$

$$\begin{array}{r} 9 \\ +2 \\ \hline \end{array}$$

$$\begin{array}{r} 4 \\ +8 \\ \hline \end{array}$$

$$\begin{array}{r} 7 \\ +7 \\ \hline \end{array}$$

$$\begin{array}{r} 5 \\ +3 \\ \hline \end{array}$$

$$\begin{array}{r} 9 \\ +4 \\ \hline \end{array}$$

$$\begin{array}{r} 7 \\ +4 \\ \hline \end{array}$$

$$\begin{array}{r} 6 \\ +3 \\ \hline \end{array}$$

$$\begin{array}{r} 5 \\ +2 \\ \hline \end{array}$$

$$\begin{array}{r} 8 \\ +8 \\ \hline \end{array}$$

$$\begin{array}{r} 5 \\ +9 \\ \hline \end{array}$$

$$\begin{array}{r} 8 \\ +5 \\ \hline \end{array}$$

$$\begin{array}{r} 6 \\ +3 \\ \hline \end{array}$$

$$\begin{array}{r} 5 \\ +2 \\ \hline \end{array}$$

$$\begin{array}{r} 8 \\ +8 \\ \hline \end{array}$$

$$\begin{array}{r} 5 \\ +9 \\ \hline \end{array}$$

$$\begin{array}{r} 3 \\ +8 \\ \hline \end{array}$$

$$\begin{array}{r} 8 \\ +9 \\ \hline \end{array}$$

$$\begin{array}{r} 6 \\ +5 \\ \hline \end{array}$$

$$\begin{array}{r} 7 \\ +5 \\ \hline \end{array}$$

$$\begin{array}{r} 9 \\ +9 \\ \hline \end{array}$$

$$\begin{array}{r} 3 \\ +3 \\ \hline \end{array}$$

$$\begin{array}{r} 6 \\ +6 \\ \hline \end{array}$$

$$\begin{array}{r} 7 \\ +6 \\ \hline \end{array}$$

$$\begin{array}{r} 4 \\ +7 \\ \hline \end{array}$$



$$\begin{array}{r} 8 \\ +3 \\ \hline \end{array}$$

$$\begin{array}{r} 7 \\ +8 \\ \hline \end{array}$$

$$\begin{array}{r} 2 \\ +8 \\ \hline \end{array}$$

$$\begin{array}{r} 3 \\ +9 \\ \hline \end{array}$$

$$\begin{array}{r} 7 \\ +2 \\ \hline \end{array}$$

$$\begin{array}{r} 9 \\ +9 \\ \hline \end{array}$$

Name _____ Date _____

Day 2 School Closure Work

1. Read out loud to an adult for 15 minutes. Use the resources in your reading pouch. You may also read "good fit" books from home.
2. Choose 6 words HEART words from your word collection to practice spelling.

3. Write a statement about winter. A statement is a sentence that tells something. It ends with a period. Don't forget capital letter, finger spaces, and punctuation.

4. Write a question about winter. A question is a sentence that asks something. It ends with a question mark. Don't forget capital letter, finger spaces, and punctuation.

5. On the provided paper, draw a picture and write about **one** of the following:
 - Retell a book you read today. Include setting, characters, beginning, middle, and end.
 - Choose an animal to write about. Where does it live? What does it eat? What body covering does it have? How does it move?
 - Write your opinion. Do you like a snow day? Include many details to tell why or why not.

6. Choose one of the following to practice math fact fluency:


- Use the flashcards we sent home earlier this year.
- Visit the following website. <https://mathmagicianteaching.com/mathmagician/>

7. Complete the math worksheet provided. You may use this number path or tens frames with counters (legos, cereal, paper clips etc...) to help you solve.

1	2	3	4	5	6	7	8	9	10	11	12	13	14	15	16	17	18	19	20
---	---	---	---	---	---	---	---	---	----	----	----	----	----	----	----	----	----	----	----

Name _____ Date _____

Handwriting practice lines consisting of four sets of three horizontal lines (top solid, middle dashed, bottom solid).



Name _____

COLOR BY NUMBER

Directions: Solve and color.

16 = PEACH	15 = BLUE	9 = PINK	12 = TAN	7 = GRAY	10 = RED
14 = ORANGE	8 = GREEN	11 = YELLOW	6 = BROWN	13 = PURPLE	

9+6=

6+8=

7+8=

10+5=

6
+7

5+7=

6
+6

7+7=

8+4=

5+8=

4+9=

7
+5

10
+2

5+6=

9
+3

7+6=

4+9=

4+9=

3
+9

4
+8

8+5=

5
+8

3+5=

2+6=

4+6=

10+2=

5+5=

4+9=

4+8=

6+6=

7+5=

5+5=

10
+3

7+3=

5
+4

4
+3

9+2=

8+5=

2+8=

7+6=

9+4=

10+3=

3+8=

7+4=

9
+7

7+7=

6+9=

8+7=

5+9=

5+10=

Name _____ Date _____

Day 3 School Closure Work

1. Read out loud to an adult for 15 minutes. Use the resources in your reading pouch. You may also read "good fit" books from home.
2. Choose 6 words from the phonics packet to practice spelling.

_____	_____
_____	_____
_____	_____

3. Choose a sentence from the phonics packet to practice writing. Don't forget capital letter, finger spaces, and punctuation.


4. Read all the words in the word collection pouch. Make 1 pile for the words you read correctly and a separate pile for the words you needed help with. How many words could you read correctly on your own? Count them and write the total here: _____
5. Choose 4 words you needed help with. Put them in ABC Order. Use the alphabet to help you.

ABCDEFGHIJKLMNOPQRSTUVWXYZ

1. _____
2. _____
3. _____
4. _____

Name _____ Date _____

Handwriting practice lines consisting of solid top and bottom lines with a dashed midline.















Name _____

Add and Subtract to 20

SNOWFLAKE MATH

Directions: Add or subtract. Write the answer in the snowflake.

$12 + 4 =$ 	$15 - 9 =$ 
$8 + 6 =$ 	$4 - 4 =$ 
$19 - 9 =$ 	$1 + 19 =$ 
$15 - 7 =$ 	$16 + 3 =$ 
$2 + 16 =$ 	$10 - 7 =$ 
$11 + 3 =$ 	$18 - 9 =$ 

Name _____ Date _____

Day 4 School Closure Work

1. Read out loud to an adult for 15 minutes. Use the resources in your reading pouch. You may also read "good fit" books from home.
2. Choose 6 words from the phonics packet to practice spelling.

_____	_____
_____	_____
_____	_____

3. Choose a sentence from the phonics packet to practice writing. Don't forget capital letter, finger spaces, and punctuation.

4. On the provided paper, draw a picture and write about how to build a snowman.
5. Complete the included double-sided math worksheet.

Name: _____

snowman



carrot




hat



gloves



scarf



WRITING CHECKLIST

use capitals

use punctuation

use spaces

draw a picture

reread it

Large empty rectangular box for writing the narrative.

Five horizontal lines for writing the narrative.

