

# Report on Graduates Class of 2025

January 20, 2026



Livingston Public Schools

*Empowering all to Learn, Create, Contribute & Grow*



# Mission & Goal

- Prioritize individualized guidance to help each student identify the postsecondary pathway in alignment with their goals and aspirations.
- Provide a personalized postsecondary planning and application process for every student.
- Utilize national and institutional data, along with feedback from recent graduates, parents, alumni, and current students, to inform ongoing updates and improvements.



# LHS College & Career Counseling: Key Updates

## Strengthening Information & Resources

- Enhanced [School Counseling](#) & [College Counseling](#) websites
- Refined [School Profile](#) by reinstating ACT/SAT data

## Expanding Post Secondary Partnerships & Programs

- Continue to increased collaboration with colleges and postsecondary programs
- NEW Spring 2026 Programs:
  - February - ***Inside College Admissions: Lessons Learned from 250+ Conversations with Decision Makers with John Durante***
  - May - ***LAUNCH Consortium*** with Emory, Cornell, Pomona, Rice & WashU
- Continue to broaden trade/vocational opportunities, including with Technology Educators

## Driving Improvement Through Feedback

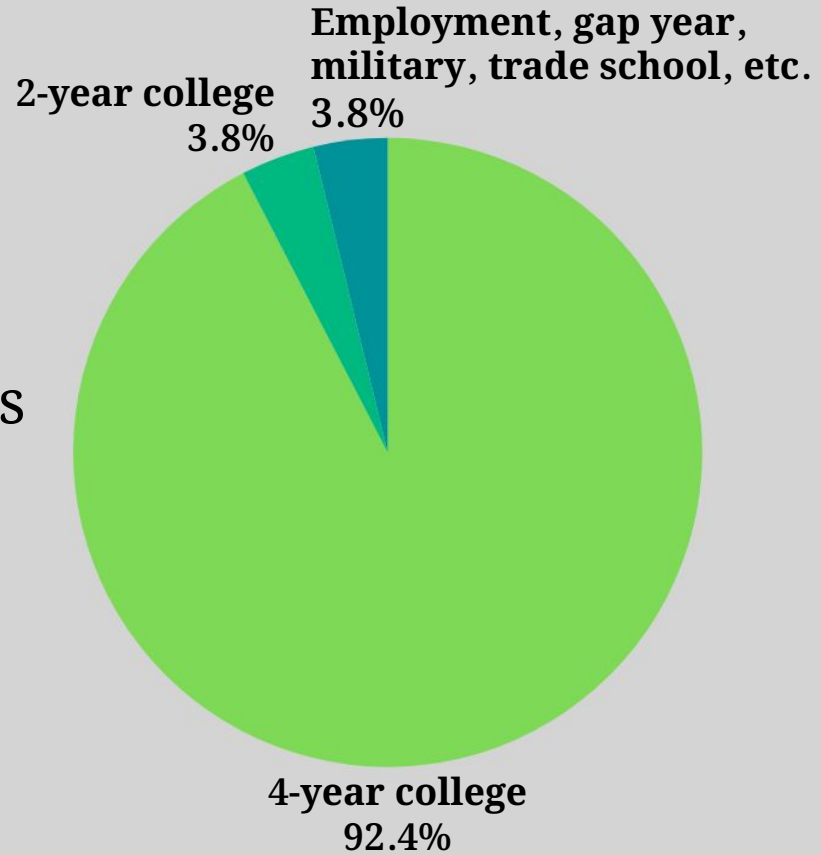
- Integrated insights from parent and student surveys
- Reviewed annual graduate outcome
- Incorporated individual student and family feedback into planning



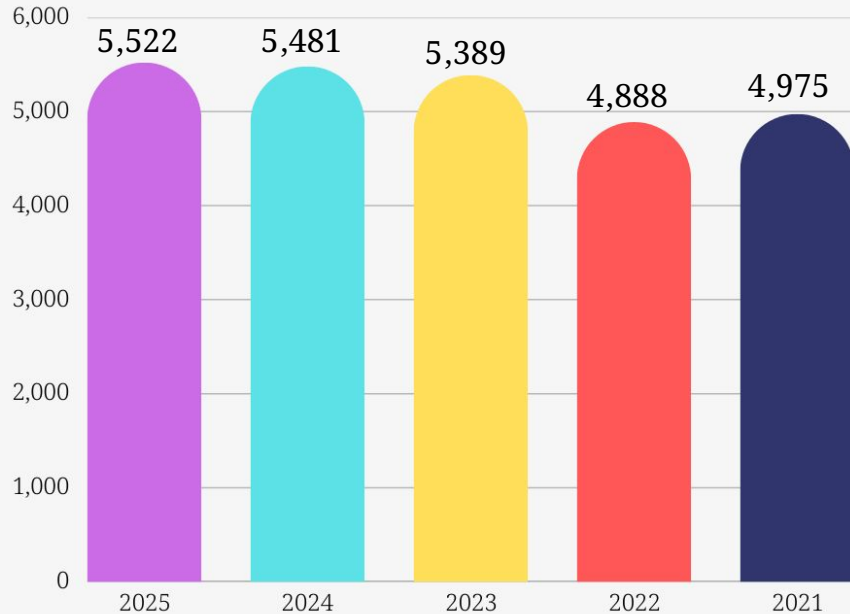
# Class of 2025 Highlights!

533 Graduates

Submitted: 5,522 applications  
415 colleges



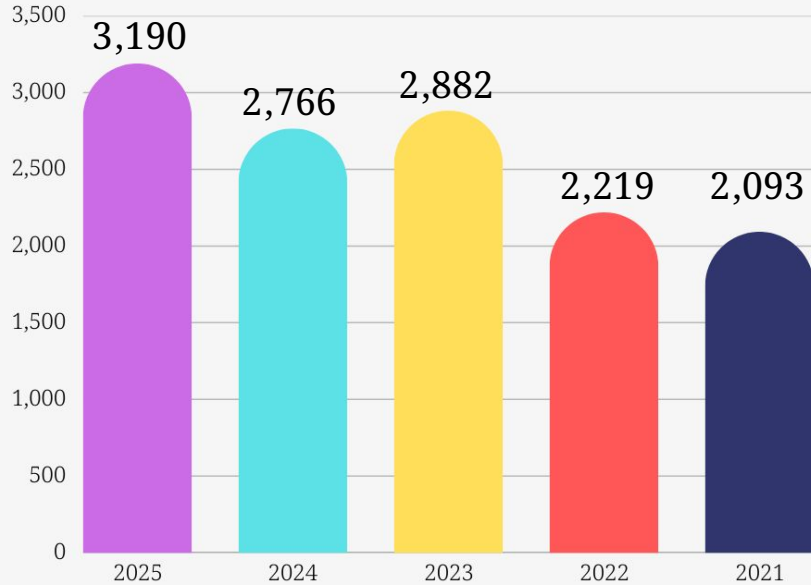
# Five Year Glance: Applications



	2025	2024	2023	2022	2021
<b>Class Size</b>	533	505	508	453	464
<b># of Colleges Applied To</b>	415	402	436	374	413
<b># of Different States</b>	41	40	40	41	44



# Five Year Glance: Acceptances



	2025	2024	2023	2022	2021
Class Size	533	505	508	453	464
# of Colleges	348	341	377	280	316
# of States	33	40	40	40	40

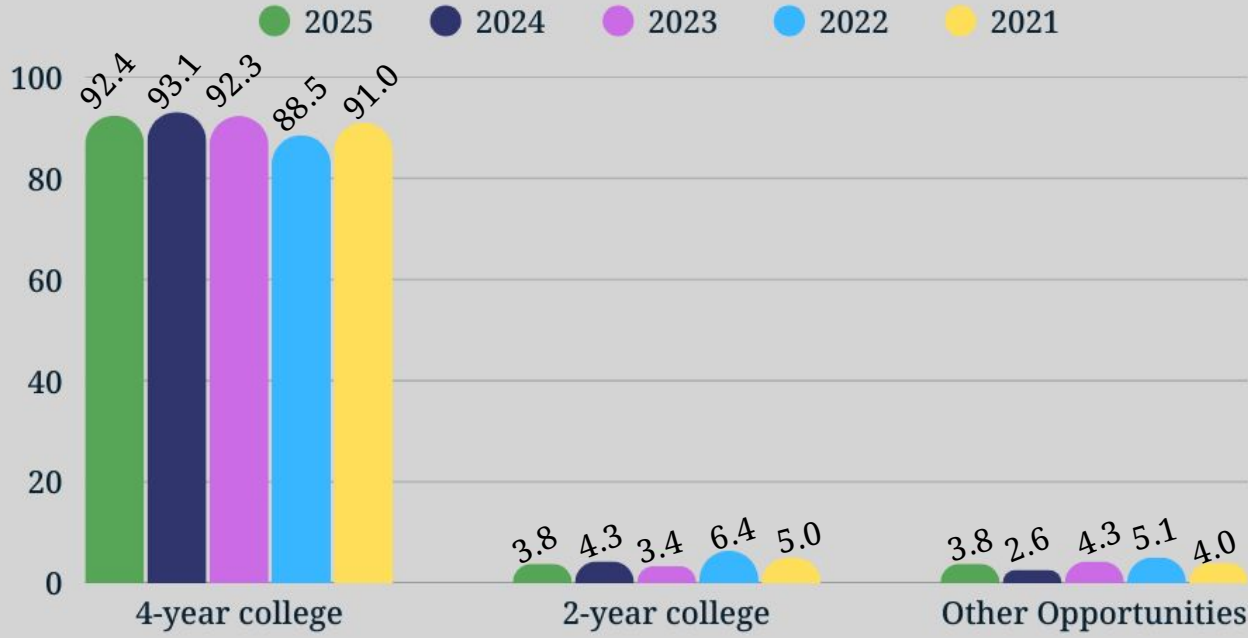


# Five Year Glance: Matriculation

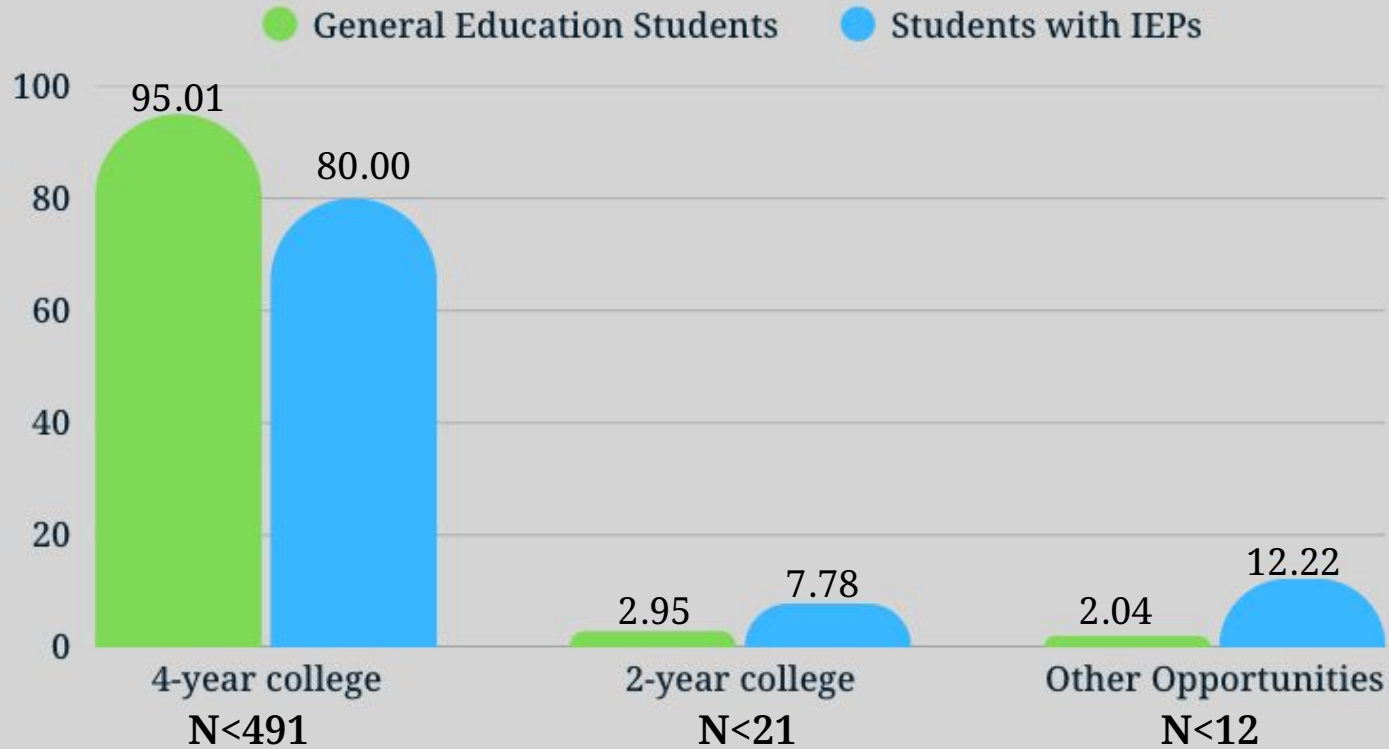
	2025	2024	2023	2022	2021
Class Size	533	505	508	453	464
# of Colleges	151	140	153	130	144
# of States	28	28	32	33	28



# Five Year Glance: Post-Secondary Matriculation



# 2025 Post-Secondary Matriculation



[Post-Secondary & Transition Website](#)



# Early Decision Application Data

## Class of 2025

Students who Applied Early Decision I and/or II = 156

	# of Applications (185)	# of Students Accepted (80)	% of Students Accepted (43.24%)
Early Decision I (applications)	<u>140</u>	<u>59</u>	42.14%
Early Decision II (applications)	<u>45*</u>	<u>21</u>	46.67%

\*28 students were not accepted Early Decision 1 and applied Early Decision II.  
Of those students, 11 were accepted to their Early Decision II institution.



# Other Types of Applications

5,522 applications were submitted

Average number of applications per student: 12.3

Application Type	Early Action (REA, EAI, EAI, Priority)	Rolling	Regular Decision
Students who have applied	464	309	446
Total Applications	3,523	603	1,984



# Class of 2025 Highlights!

	Applied	Accepted	Attending
US News & World Report	<u>415</u> different institutions	<u>348</u> different institutions	<u>151</u> different institutions
<u>National Universities Rankings (Top 50)</u>	<u>50</u>	<u>45</u>	<u>28</u>
<u>Liberal Arts Colleges Rankings (Top 50)</u>	<u>31</u>	<u>19</u>	<u>11</u>
<u>Top Public Schools Rankings (Top 50)</u>	<u>50</u>	<u>50</u>	<u>36</u>
<u>Regional Universities North (Top 25)</u>	<u>22</u>	<u>20</u>	<u>7</u>
<u>WSJ Best Colleges in the US (Top 50)</u>	<u>41</u>	<u>32</u>	<u>15</u>



# Class of 2026 Snapshot

6,820 applications have been sent as of January 9, 2026

Average number of applications per student: 13.5

Application Type	Early Decision I	Early Decision II	Early Action (REA, EAI, EAI, Priority, Other)	Rolling	Regular Decision
Deadlines	Nov. 1 or 15	Dec./Jan.	Nov. 1 or 15/Dec. 1	Aug. → ongoing	Jan.
Decisions	Dec./Jan.	Feb./ Mar.	Dec.- Feb.	Ongoing	Mar./Apr.
Students who have applied	164	35	519	323	425
Total Applications	164	35	3,796	634	2,188

**LHS Instant Decision Day:** Nov. 14, 2025 - 29 students participated, which yielded 36 acceptances!

**CCM/Essex CC Instant Decision Day:** Feb. 12, 2026



# AP Exam Data: Five Year Score Summary

	2025	2024	2023	2022	2021
<b>Total AP Students Sitting for Exams</b>	987	930	886	833	797
<b>Number of Exams</b>	2,645	2,411	2,259	1,960	1,803
<b>Number of AP Students with Scores 3+</b>	919	849	800	715	691
<b>% of Total AP Students with Scores 3+</b>	94	91.3	90	86	87



# LHS AP Scholars

**Total Students: 533    Average Score: 4.3**

	<b>AP Capstone Diploma</b>	<b>AP Seminar and Research Certificate</b>	<b>AP Scholar</b>	<b>AP Scholar with Honor</b>	<b>AP Scholar with Distinction</b>
<b>Number of Scholars</b>	28	16	112	109	311
<b>Average Score</b>	4.4	4.2	3.8	4.1	4.4



# SAT Five Year Summary: Mean Scores

Year	Number Students Tested	LHS Total Score	Evidence Based Reading & Writing			Math		
			LHS	NJ	National	LHS	NJ	National
2021	288	1272	630	562	533	642	563	528
2022	339	1260	627	543	529	633	537	521
2023	352	1266	632	538	515	634	528	493
2024	314	1301	650	531	519	651	519	505
2025	339	1277	638	538	521	639	523	508



# ACT Five Year Summary: Average Subject Scores

Year	Number Students Tested	English			Math			Reading		
		LHS	NJ	National	LHS	NJ	National	LHS	NJ	National
2021	186	27.2	25.3	19.6	25.5	24.7	19.9	27.6	25.7	20.9
2022	147	26.4	24.9	19	25.4	23.9	19.3	26.5	25.1	20.4
2023	174	26.4	24.5	18.6	25.3	23.8	19.0	25.9	24.9	20.1
2024	170	27.0	24.1	18.6	25.4	23.5	19.0	26.7	24.7	20.1
2025	199	27.7	24.5	18.4	26.2	24.1	18.9	27.3	25.3	20.0



# ACT Five Year Summary: Average Subject Scores

Year	Science			Composite		
	LHS	NJ	National	LHS	NJ	National
2021	26.1	24.4	20.4	26.8	25.1	20.3
2022	25.8	24	19.9	26.2	24.6	19.8
2023	25.4	23.8	19.6	25.9	24.4	19.5
2024	25.6	23.5	19.6	26.3	24.1	19.4
2025	26.6	24.2	19.4	27.1	24.6	19.4



# From our Alumni & Graduates

- Students reported positive experiences with programs, workshops, meetings with counselors, Naviance, college visits, and the College and Career Fair.
- Many Class of 2025 students applied to 16+ colleges due to competitive admissions; 51% later felt this many applications was unnecessary.
- Communications are delivered through AM Wired announcements, emails, Schoology posts and groups, and the Counseling websites.



# Goals to Continue Enhancing our Post-Secondary Planning & Supports

- Revamp the 11th-grade classroom lesson and follow-up workshops using input from similar districts to optimize senior-year preparation.
- Continue to strengthen relationships with postsecondary programs and colleges to gather insights on the LHS School Profile and student applications.
- Audit college and postsecondary planning websites to identify updates and enhancements for students and families.
- Monitor trends in college admissions testing.
- Incorporate feedback from parent and student surveys, annual graduate surveys, and individual conferences to guide improvements.

