

2026 Summer School Registration

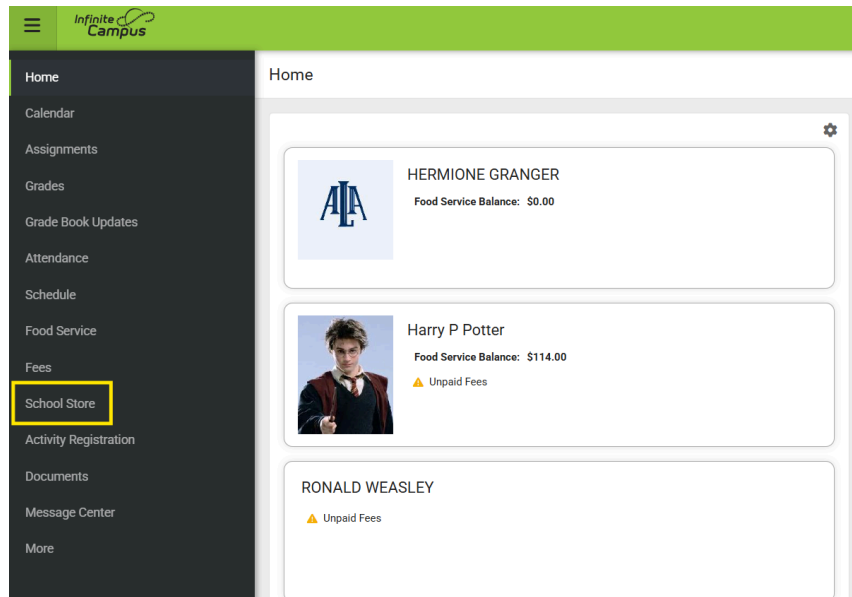
Please follow the instructions below to register your student(s) for Summer School. If you need further assistance, please contact your campus.

1. **Log in to your Parent Portal** here:

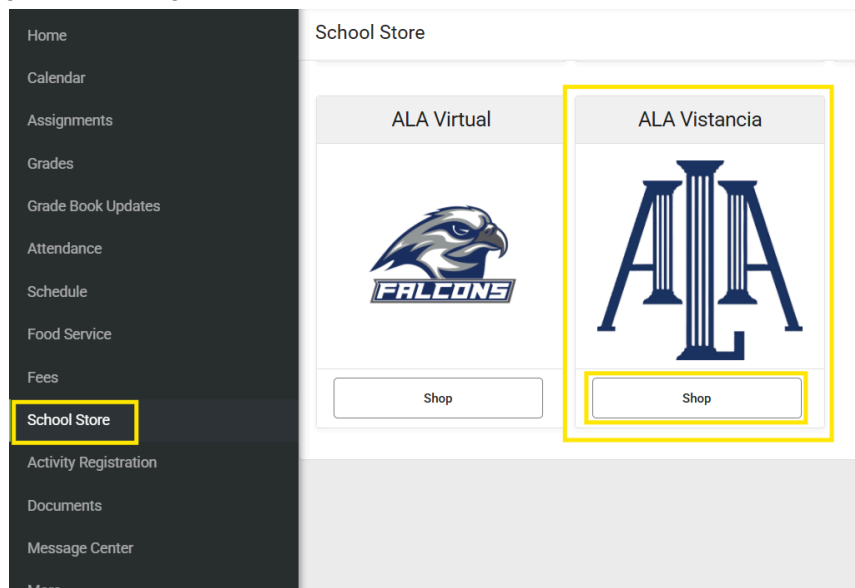
<https://alaaz.infinitecampus.org/campus/portal/parents/ala.jsp>

Please note: You must be on your Parent Portal to register- you cannot reach the registration page from the Student Portal.

2. **Select the “School Store”** from the menu on the left side of the page.



3. **Select your Primary campus** from the “School Store” menu and click “Shop”.



4. **Select the “Summer” Category** for the class(es) you want to sign up for and click “Products”:

The screenshot shows the Infinite Campus School Store interface. On the left is a dark sidebar with navigation options: Home, Calendar, Assignments, Grades, Grade Book Updates, Attendance, Schedule, Food Service, Fees, School Store (highlighted with a yellow box), Activity Registration, Documents, and Message Center. The main content area is titled 'ALA Training School' and 'Categories'. Below this is a 'Category Search' input field with an 'Apply' button. Three category cards are displayed: 'Applied Technologies', 'Digital Devices', and 'Summer - Math' (highlighted with a yellow box). Each card features a circular logo with 'AIA' and the category name, and a 'Products' button at the bottom. The 'Summer - Math' button is also highlighted with a yellow box.

5. **Select the class** you'd like to sign up for and click “View”.
- Please note:* Each item is for a SINGLE SEMESTER, not the full year. If you wish to take both semesters of a course, you will need to complete registration for each semester separately.

The screenshot shows the Infinite Campus School Store interface. The sidebar is the same as in the previous screenshot, with 'School Store' highlighted. The main content area is titled 'ALA Training School' and 'Summer - Math'. Below this is a 'Product Search' input field. Two product cards are displayed: 'Algebra I - A (DEMO)' and 'Algebra I - B (DEMO)'. Each card features a logo with 'ALGEBRA I' and 'AMERICAN LEADERSHIP ACADEMY', and a 'View' button at the bottom. The 'View' button for 'Algebra I - A (DEMO)' is highlighted with a yellow box.

6. **Fill out the required fields** for the class you've selected. Under **“Activity Options”**, you will need to select if it is your student's *FIRST ATTEMPT* at the class or if it is for *CREDIT RECOVERY*. You will also choose whether to take the class in the *JUNE* or *JULY* session. If a specific attempt/session option is not available for a class, it is not being offered. Once the selections are made, click the Summer School Agreement at the bottom of the page to sign.

ALA Training School

Summer - Math

Product Search

Algebra I - A (DEMO) Algebra I - B (DEMO)

ALGEBRA I AMERICAN LEADERSHIP ACADEMY

View View

Stores Categories

Algebra I - A (DEMO)

AMERICAN LEADERSHIP ACADEMY

Registration Dates: 01/20/2026 - 05/01/2026

Activity Dates: 06/01/2026 - 07/21/2026

Recipient: (Required)
RONALD WEASLEY

Activity Options: (Required)
Algebra I - A (DEMO) - First Attempt: June Session

Price:
\$150.00

Quantity: (Required)
1

Total Price:
\$150.00

Required Forms:
Summer School Agreement (Required)
GUARDIAN SIGNATURE REQUIRED

Add to Cart Close

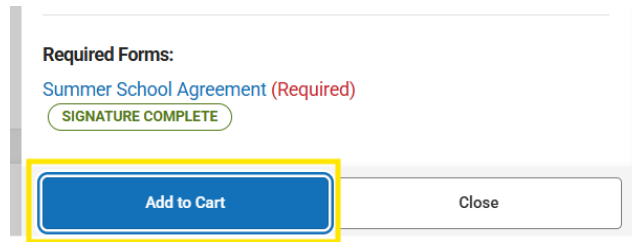
7. **Sign the Summer School Agreement.** You may get a pop-up asking to agree to the use of electronic signatures; click **“Agree”** to continue to the form. Once all fields are complete, click **“Submit”** at the bottom on the page.

Agreement to use Electronic Signatures

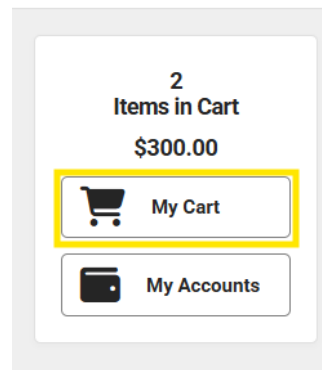
Click Agree to accept the [Electronic Signature Terms and Conditions](#) and to use Electronic Signature.

Agree Decline Leave

8. **Add the course to your cart.** If you wish to register for multiple courses, complete steps 4-8 for each course you'd like to register for.

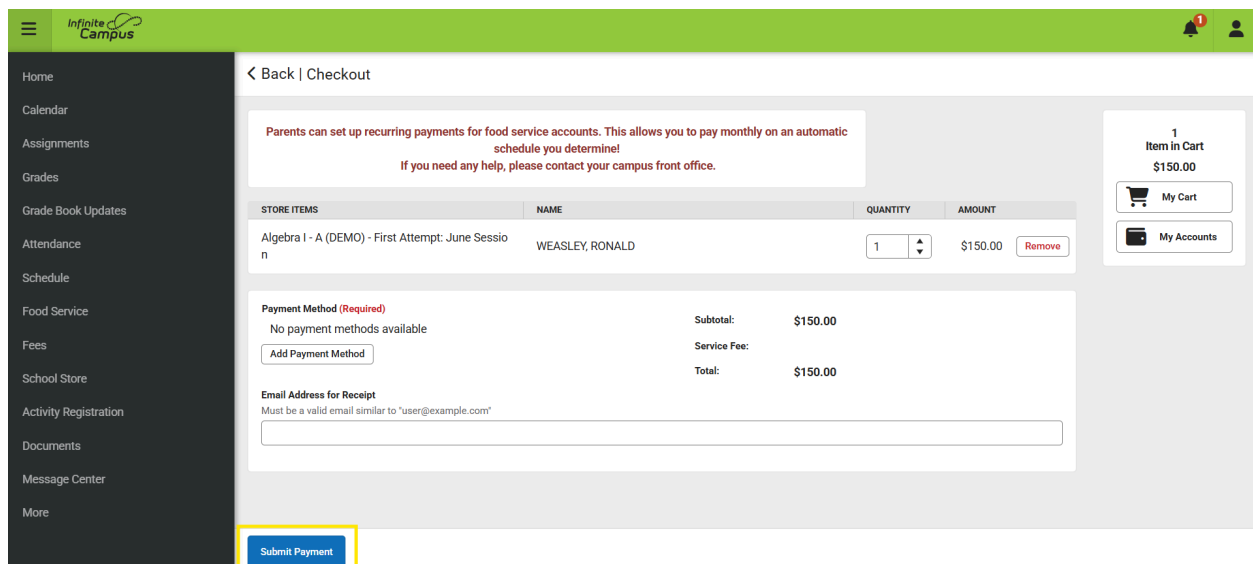


9. **Navigate to your cart** to complete the registration and purchase of your course(s). The “My Cart” button can be found on the right side of the page.



10. **Submit Payment to complete Registration.** Review your course selections in your cart to confirm everything is correct. Once you enter payment information, select “Submit Payment” at the bottom of the screen.

Please note: Your registration is not complete until payment is submitted.



Thank you for registering for Summer School!