

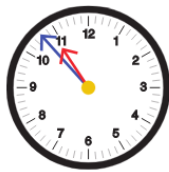
**Dimensions Math**  
**Grade 2 Letter Home**  
**Chapter 12 Telling Time**

---

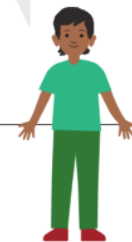
**Home Connection**

In chapter 12, your child will learn to tell time to the minute and find elapsed time on digital and analog clocks. Is it important for your child to see that the clock hands do not move independently, but together. Your child may be confused by which hour to name when the hour hand has advanced to near the next hour. They will learn that it is almost the next hour, but not yet that hour.

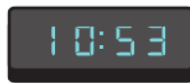
**Think**



The longer hand is the **minute hand**.  
The shorter hand is the **hour hand**.



Mei's math class started at 10:00.  
What time is it now?



It is ten fifty-three.

To count the minutes,  
count by fives, then add 3.  
Look at the hour hand to  
see which hour it is.



It is 7 minutes to eleven.



**What can we do at home?**

- If your home does not have an analog clock, one can be made with a paper plate as the face of the clock and strips of paper or cardboard cut at different length for hands. The hands can be attached with a brass brad, so they can move freely around the clock.
- Encourage your child to start noticing the beginning and end time of various activities. How long does it take to complete their homework? How long do they practice piano? How long do they play basketball?

- **Salute!** is a great family game to practice math facts.

Materials: Deck of playing cards with the face card removed

- This game works best with 3 players.
- Place the deck of card in the middle of the three players.
- Player One draws a card and without looking places it on their forehead.
- Player Two draws a card and without looking places it on their forehead.
- Player Three silently adds the two cards and says the sum out loud.
- Then player One and Two try to be the first to determine the card on their forehead.
- This game can also be played with multiplication.

**Check out a video for Salute and other activities on our TCA Website.**

**<https://www.tcatitans.org/family/elementary-parent-resources> They are located in the math resources multiplication and division folder.**