



Financial Report

For the period ending

December 31, 2025

-----TREASURER'S REPORT-----

12/31/2025

FUND	BEGINNING CASH BALANCE 12/1/2025	RECEIPTS	DISBURSEMENTS	CURRENT CHECKING 12/31/2025
EDUCATION FUND (10)	15,063,334.56	8,663,040.26	7,771,151.57	15,955,223.25
OPERATION & MAINTENANCE FUND (20)	5,267,973.79	1,466,699.24	514,715.00	6,219,958.03
TRANSPORTATION FUND (40)	2,289,198.96	280,491.17	261,216.81	2,308,473.32
TOTAL OPERATING FUND BALANCE	22,620,507.31	10,410,230.67	8,547,083.38	24,483,654.60
LEASE FUND (21)	12,705.97	905.50	4,400.00	9,211.47
DEBT SERVICE FUND (30)	-474,388.74	521.07	636.00	-474,503.67
SOCIAL SECURITY FUND (50)	420,265.86	276,650.97	61,692.11	635,224.72
IL MUNICIPAL RETIREMENT FUND (51)	520,163.71	180,226.24	44,466.82	655,923.13
CAPITAL PROJECT FUND (60)	6,041,430.50	787,298.68	205,163.32	6,623,565.86
WORKING CASH (70)	12,063.25	165.78	0.00	12,229.03
TORT FUND (80)	36,756.78	111,666.54	3,545.00	144,878.32
FIRE PREVENTION & SAFETY FUND (90)	888,509.90	10,125.66	0.00	898,635.56
TOTALS	30,078,014.54	11,777,791.11	8,866,986.63	32,988,819.02

SIGNED: Kimberly Watson, CFO, CSBO

Date: 1-8-2026

Balance Sheet Detail by Fund

Fiscal	December 2025-2026	MARION CUSD #2, IL			
Account	Account Description	Beginning Balance	Debit	Credit	Ending Balance
10 - EDUCATIONAL FUND					
A - Asset					
10 A 000 1110 0000 00 000000	IMPREST, ADM, HS	27,000.48	0.00	0.00	27,000.48
10 A 000 1120 0000 00 000000	CASH IN BANK	13,122,080.47	5,643,611.82	3,855,494.99	14,910,197.30
10 A 000 1121 0000 00 000000	Savings for Fire Marshall	20,208.05	8.41	0.00	20,216.46
10 A 000 1122 0000 00 000000	PAYROLL CHECKING	1,904,879.51	3,006,041.45	3,902,563.29	1,008,357.67
10 A 000 1130 0000 00 000000	PETTY CASH	800.00	0.00	0.00	800.00
10 A 000 1140 0000 00 000000	HEALTH INSURANCE CHECKING	2,608,221.17	403,717.96	476,049.17	2,535,889.96
10 A 000 1150 0000 00 000000	Dental and Vision Checking	16,166.53	13,378.58	13,093.29	16,451.82
Totals for: 10 A - Asset		17,699,356.21	9,066,758.22	8,247,200.74	18,518,913.69
L - Liability					
10 L 000 4310 0000 00 000000	ACCOUNTS PAYABLE	(10,714.97)	2,319,693.98	2,319,693.98	(10,714.97)
10 L 000 4710 0000 00 000000	ACCRUED SALARIES AND BENEFITS	(106.50)	511,105.39	511,105.39	(106.50)
10 L 000 4810 0000 00 000451	EDUCATION TRS	(329.31)	11,816.37	11,816.37	(329.31)
10 L 000 4810 0000 00 000452	FIT	0.00	183,271.00	183,271.00	0.00
10 L 000 4810 0000 00 000453	SIT	7.65	96,394.63	96,394.63	7.65
10 L 000 4810 0000 00 000455	ANNUITIES	0.00	15,759.48	15,759.48	0.00
10 L 000 4810 0000 00 000456	HEALTH INSURANCE	(59.78)	97,675.98	97,675.98	(59.78)
10 L 000 4810 0000 00 000457	FICA	9.55	20,959.55	20,959.55	9.55
10 L 000 4810 0000 00 000458	MEDICARE	2.23	29,336.38	29,336.38	2.23
10 L 000 4810 0000 00 000459	CREDIT UNION & DUES	0.00	25,989.42	25,989.42	0.00
10 L 000 4810 0000 00 000461	UNIT 2 FOUNDATION	0.00	124.00	124.00	0.00
10 L 000 4810 0000 00 000462	CIRCUIT CLERK	0.00	1,953.11	1,953.11	0.00
10 L 000 4810 0000 00 000464	KIDS FOUNDATION	0.00	98.00	98.00	0.00
10 L 000 4810 0000 00 000465	Dental & Vision Insurance	9,839.94	25,489.49	25,770.56	9,558.87
10 L 000 4980 0000 00 000000		0.00	2,636,446.68	2,636,446.68	0.00
10 L 000 5500 0000 00 000000	CONTINGENT HEALTH INS LIAB.	42,610.88	476,049.17	403,717.96	114,942.09
Totals for: 10 L - Liability		41,259.69	6,452,162.63	6,380,112.49	113,309.83
Q - Equity					
10 Q 000 7130 0000 00 000000	RESERVE FOR ENCUMBRANCES	0.00	487,085.55	487,085.55	0.00
10 Q 000 7300 0000 00 000000	EDUCATION FUND BALANCE	(17,740,615.90)	4,788,698.96	5,680,306.58	(18,632,223.52)
Totals for: 10 Q - Equity		(17,740,615.90)	5,275,784.51	6,167,392.13	(18,632,223.52)

Balance Sheet Detail by Fund

Fiscal	December 2025-2026	MARION CUSD #2, IL			
Account	Account Description	Beginning Balance	Debit	Credit	Ending Balance
10 - EDUCATIONAL FUND					
Q - Equity					
Totals for Fund: 10 - EDUCATIONAL FUND		0.00	20,794,705.36	20,794,705.36	0.00
20 - OPERATIONS & MAINTENANCE FUND					
A - Asset					
20 A 000 1120 0000 00 000000	CASH IN BANK	5,621,256.54	895,783.40	297,081.91	6,219,958.03
20 A 000 1122 0000 00 000000	PAYROLL CHECKING	(353,282.75)	570,915.84	217,633.09	0.00
Totals for: 20 A - Asset		5,267,973.79	1,466,699.24	514,715.00	6,219,958.03
L - Liability					
20 L 000 4310 0000 00 000000	ACCOUNTS PAYABLE	(0.02)	365,170.10	365,170.10	(0.02)
20 L 000 4710 0000 00 000000	ACCRUED SALARIES AND BENEFITS	(0.36)	29,345.81	29,345.81	(0.36)
20 L 000 4810 0000 00 000451	TRS	0.00	1,655.50	1,655.50	0.00
20 L 000 4810 0000 00 000452	FIT	0.00	8,967.23	8,967.23	0.00
20 L 000 4810 0000 00 000453	SIT	0.00	6,602.30	6,602.30	0.00
20 L 000 4810 0000 00 000455	ANNUITIES	42.20	0.00	0.00	42.20
20 L 000 4810 0000 00 000456	HEALTH INSURANCE	(42.40)	8,409.74	8,409.74	(42.40)
20 L 000 4810 0000 00 000457	FICA	0.00	9,137.24	9,137.24	0.00
20 L 000 4810 0000 00 000458	MEDICARE	0.00	2,136.91	2,136.91	0.00
20 L 000 4810 0000 00 000459	CREDIT UNION, UNION DUES	0.00	765.52	765.52	0.00
20 L 000 4810 0000 00 000462	CIRCUIT CLERK	0.00	217.26	217.26	0.00
20 L 000 4810 0000 00 000465	Dental Insurance	0.00	850.70	850.70	0.00
20 L 000 4980 0000 00 000000		0.00	178,890.69	178,890.69	0.00
Totals for: 20 L - Liability		(0.58)	612,149.00	612,149.00	(0.58)
Q - Equity					
20 Q 000 7130 0000 00 000000	RESERVE FOR ENCUMBRANCES	0.00	230,497.94	230,497.94	0.00
20 Q 000 7300 0000 00 000000	OM FUND BALANCE	(5,267,973.21)	475,972.60	1,427,956.84	(6,219,957.45)
Totals for: 20 Q - Equity		(5,267,973.21)	706,470.54	1,658,454.78	(6,219,957.45)
Totals for Fund: 20 - OPERATIONS & MAINTENANCE FUND		0.00	2,785,318.78	2,785,318.78	0.00
21 - O&M LEASE					
A - Asset					
21 A 000 1120 0000 00 000000	CASH IN BANK	12,705.97	905.50	4,400.00	9,211.47
Totals for: 21 A - Asset		12,705.97	905.50	4,400.00	9,211.47

Balance Sheet Detail by Fund

Fiscal	December 2025-2026	MARION CUSD #2, IL			
Account	Account Description	Beginning Balance	Debit	Credit	Ending Balance
21 - O&M LEASE					
L - Liability					
21 L 000 4310 0000 00 000000	ACCOUNTS PAYABLE	0.27	4,400.00	4,400.00	0.27
21 L 000 4910 0000 00 000000	DEFERRED REVENUE	0.13	0.00	0.00	0.13
21 L 000 5990 0000 00 000000	LEASE: LT LIAB - COMPUTERS	0.25	0.00	0.00	0.25
Totals for: 21 L - Liability		0.65	4,400.00	4,400.00	0.65
Q - Equity					
21 Q 000 7300 0000 00 000000	OM LEASE FUND BALANCE	(12,706.62)	4,400.00	905.50	(9,212.12)
Totals for: 21 Q - Equity		(12,706.62)	4,400.00	905.50	(9,212.12)
Totals for Fund: 21 - O&M LEASE		0.00	9,705.50	9,705.50	0.00
30 - DEBT SERVICE FUND					
A - Asset					
30 A 000 1120 0000 00 000000	CASH IN BANK	(474,388.74)	521.07	636.00	(474,503.67)
Totals for: 30 A - Asset		(474,388.74)	521.07	636.00	(474,503.67)
L - Liability					
30 L 000 4310 0000 00 000000	ACCOUNTS PAYABLE	0.00	636.00	636.00	0.00
30 L 000 4910 0000 00 000000	DEFERRED REVENUE	0.42	0.00	0.00	0.42
Totals for: 30 L - Liability		0.42	636.00	636.00	0.42
Q - Equity					
30 Q 000 7300 0000 00 000000	DEBT SERVICE FUND BALANCE	474,388.32	636.00	521.07	474,503.25
Totals for: 30 Q - Equity		474,388.32	636.00	521.07	474,503.25
Totals for Fund: 30 - DEBT SERVICE FUND		0.00	1,793.07	1,793.07	0.00
40 - TRANSPORTATION FUND					
A - Asset					
40 A 000 1120 0000 00 000000	CASH IIN BANK	2,294,057.40	272,622.01	258,206.09	2,308,473.32
40 A 000 1122 0000 00 000000		(4,858.44)	7,869.16	3,010.72	0.00
Totals for: 40 A - Asset		2,289,198.96	280,491.17	261,216.81	2,308,473.32
L - Liability					
40 L 000 4310 0000 00 000000	ACCOUNTS PAYABLE	0.00	259,238.67	259,238.67	0.00
40 L 000 4710 0000 00 000000	ACCRUED SALARIES AND BENEFITS	(0.06)	451.08	451.08	(0.06)
40 L 000 4810 0000 00 000452	FIT	0.00	199.42	199.42	0.00
40 L 000 4810 0000 00 000453	SIT	0.00	91.40	91.40	0.00
40 L 000 4810 0000 00 000456	HEALTH INSURANCE	0.00	133.88	133.88	0.00

Balance Sheet Detail by Fund

Fiscal	December 2025-2026	MARION CUSD #2, IL			
Account	Account Description	Beginning Balance	Debit	Credit	Ending Balance
40 - TRANSPORTATION FUND					
L - Liability					
40 L 000 4810 0000 00 000457	FICA	0.00	120.26	120.26	0.00
40 L 000 4810 0000 00 000458	MEDICARE	0.00	28.12	28.12	0.00
40 L 000 4810 0000 00 000465	Dental Insurance	0.00	8.42	8.42	0.00
40 L 000 4910 0000 00 000000	DEFERRED REVENUE	(0.47)	0.00	0.00	(0.47)
40 L 000 4980 0000 00 000000	ACCRUED EXPENSES	0.00	2,429.22	2,429.22	0.00
Totals for: 40 L - Liability		(0.53)	262,700.47	262,700.47	(0.53)
Q - Equity					
40 Q 000 7300 0000 00 000000	TRANSPORTATION FUND BALANCE	(2,289,198.43)	260,635.31	279,909.67	(2,308,472.79)
Totals for: 40 Q - Equity		(2,289,198.43)	260,635.31	279,909.67	(2,308,472.79)
Totals for Fund: 40 - TRANSPORTATION FUND		0.00	803,826.95	803,826.95	0.00
50 - SOCIAL SECURITY/MEDICARE					
A - Asset					
50 A 000 1120 0000 00 000000	CASH IN BANK	546,027.78	89,196.94	0.00	635,224.72
50 A 000 1122 0000 00 000000		(125,761.92)	187,454.03	61,692.11	0.00
Totals for: 50 A - Asset		420,265.86	276,650.97	61,692.11	635,224.72
L - Liability					
50 L 000 4310 0000 00 000000	ACCOUNTS PAYABLE	0.00	61,692.11	61,692.11	0.00
50 L 000 4710 0000 00 000000	ACCRUED SALARIES AND BENEFITS	11.78	61,718.46	61,718.46	11.78
50 L 000 4910 0000 00 000000	DEFERRED REVENUE	(0.12)	0.00	0.00	(0.12)
50 L 000 4980 0000 00 000000		0.00	61,744.81	61,744.81	0.00
Totals for: 50 L - Liability		11.66	185,155.38	185,155.38	11.66
Q - Equity					
50 Q 000 7300 0000 00 000000	IMRF/SS FUND BALANCE	(420,277.52)	61,718.46	276,677.32	(635,236.38)
Totals for: 50 Q - Equity		(420,277.52)	61,718.46	276,677.32	(635,236.38)
Totals for Fund: 50 - SOCIAL SECURITY/MEDICARE		0.00	523,524.81	523,524.81	0.00
51 - ILLINOIS MUNICIPAL RETIREMENT					
A - Asset					
51 A 000 1120 0000 00 000000	CASH IN BANK	542,500.59	113,422.54	0.00	655,923.13
51 A 000 1122 0000 00 000000		(22,336.88)	66,803.70	44,466.82	0.00
Totals for: 51 A - Asset		520,163.71	180,226.24	44,466.82	655,923.13

Balance Sheet Detail by Fund

Fiscal	December 2025-2026	MARION CUSD #2, IL			
Account	Account Description	Beginning Balance	Debit	Credit	Ending Balance
51 - ILLINOIS MUNICIPAL RETIREMENT					
L - Liability					
51 L 000 4310 0000 00 000000	ACCOUNTS PAYABLE	0.00	44,466.82	44,466.82	0.00
51 L 000 4710 0000 00 000000	Accrued Salaries and Benefits	0.00	44,466.82	44,466.82	0.00
51 L 000 4980 0000 00 000000		0.00	44,466.82	44,466.82	0.00
Totals for: 51 L - Liability		0.00	133,400.46	133,400.46	0.00
Q - Equity					
51 Q 000 7300 0000 00 000000		(520,163.71)	44,466.82	180,226.24	(655,923.13)
Totals for: 51 Q - Equity		(520,163.71)	44,466.82	180,226.24	(655,923.13)
Totals for Fund: 51 - ILLINOIS MUNICIPAL RETIREMENT		0.00	358,093.52	358,093.52	0.00
60 - CAPITAL PROJECTS FUND OR FUND					
A - Asset					
60 A 000 1120 0000 00 000000	CASH IN BANK	6,041,430.50	787,298.68	205,163.32	6,623,565.86
Totals for: 60 A - Asset		6,041,430.50	787,298.68	205,163.32	6,623,565.86
L - Liability					
60 L 000 4310 0000 00 000000	ACCOUNTS PAYABLE	(0.41)	205,163.32	205,163.32	(0.41)
Totals for: 60 L - Liability		(0.41)	205,163.32	205,163.32	(0.41)
Q - Equity					
60 Q 000 7130 0000 00 000000	RESERVE FOR ENCUMBRANCES	0.00	455,071.31	455,071.31	0.00
60 Q 000 7300 0000 00 000000	CAPITAL PROJECTS FUND BALANCE	(6,041,430.09)	205,163.32	787,298.68	(6,623,565.45)
Totals for: 60 Q - Equity		(6,041,430.09)	660,234.63	1,242,369.99	(6,623,565.45)
Totals for Fund: 60 - CAPITAL PROJECTS FUND OR FUND		0.00	1,652,696.63	1,652,696.63	0.00
70 - WORKING CASH FUND					
A - Asset					
70 A 000 1120 0000 00 000000	CASH IN BANK	12,063.25	165.78	0.00	12,229.03
Totals for: 70 A - Asset		12,063.25	165.78	0.00	12,229.03
L - Liability					
70 L 000 4910 0000 00 000000	DEFERRED REVENUE	0.38	0.00	0.00	0.38
Totals for: 70 L - Liability		0.38	0.00	0.00	0.38
Q - Equity					
70 Q 000 7300 0000 00 000000	WORKING CASH FUND BALANCE	(12,063.63)	0.00	165.78	(12,229.41)
Totals for: 70 Q - Equity		(12,063.63)	0.00	165.78	(12,229.41)

Balance Sheet Detail by Fund

Fiscal	December 2025-2026	MARION CUSD #2, IL			
Account	Account Description	Beginning Balance	Debit	Credit	Ending Balance
70 - WORKING CASH FUND					
Q - Equity					
Totals for Fund: 70 - WORKING CASH FUND		0.00	165.78	165.78	0.00
80 - TORT IMMUNITY AND JUDGMENT FUN					
A - Asset					
80 A 000 1120 0000 00 000000	CASH IN BANK	36,756.78	111,666.54	3,545.00	144,878.32
Totals for: 80 A - Asset		36,756.78	111,666.54	3,545.00	144,878.32
L - Liability					
80 L 000 4310 0000 00 000000	ACCOUNTS PAYABLE	0.00	3,545.00	3,545.00	0.00
Totals for: 80 L - Liability		0.00	3,545.00	3,545.00	0.00
Q - Equity					
80 Q 000 7300 0000 00 000000	TORT FUND BALANCE	(36,756.78)	3,545.00	111,666.54	(144,878.32)
Totals for: 80 Q - Equity		(36,756.78)	3,545.00	111,666.54	(144,878.32)
Totals for Fund: 80 - TORT IMMUNITY AND JUDGMENT FUN		0.00	118,756.54	118,756.54	0.00
90 - FIRE PREVENTION AND SAFETY FUN					
A - Asset					
90 A 000 1120 0000 00 000000	CASH IN BANK	888,509.90	10,125.66	0.00	898,635.56
Totals for: 90 A - Asset		888,509.90	10,125.66	0.00	898,635.56
L - Liability					
90 L 000 4310 0000 00 000000	ACCOUNTS PAYABLE	(0.50)	0.00	0.00	(0.50)
90 L 000 4910 0000 00 000000	DEFERRED REVENUE	(0.48)	0.00	0.00	(0.48)
Totals for: 90 L - Liability		(0.98)	0.00	0.00	(0.98)
Q - Equity					
90 Q 000 7300 0000 00 000000	FP&S FUND BALANCE	(888,508.92)	0.00	10,125.66	(898,634.58)
Totals for: 90 Q - Equity		(888,508.92)	0.00	10,125.66	(898,634.58)
Totals for Fund: 90 - FIRE PREVENTION AND SAFETY FUN		0.00	10,125.66	10,125.66	0.00
		Beginning Balance	Debit	Credit	Ending Balance
Totals for: A - Asset		32,714,036.19	12,181,509.07	9,343,035.80	35,552,509.46
Totals for: L - Liability		41,270.30	7,859,312.26	7,787,262.12	113,320.44
Totals for: Q - Equity		(32,755,306.49)	7,017,891.27	9,928,414.68	(35,665,829.90)
Grand Totals:		0.00	27,058,712.60	27,058,712.60	0.00

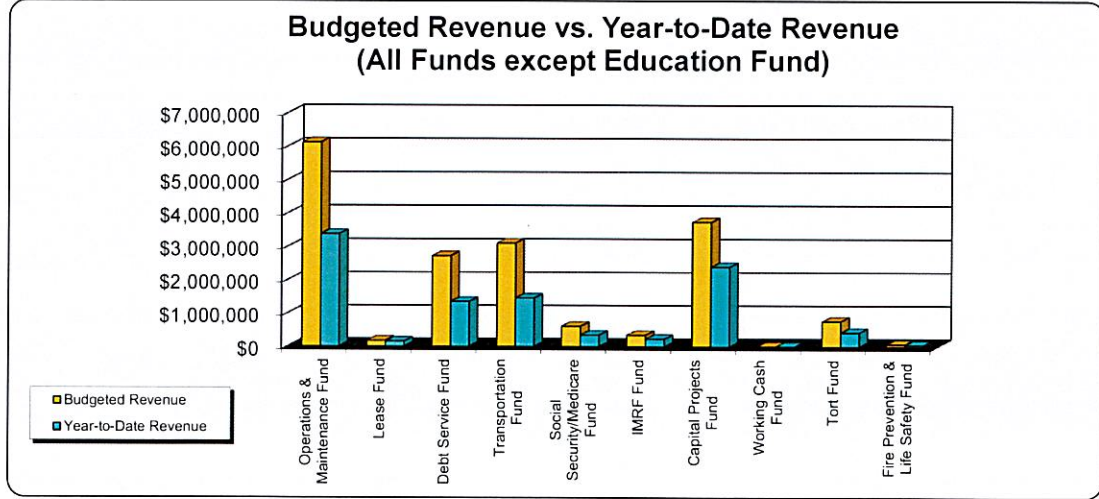
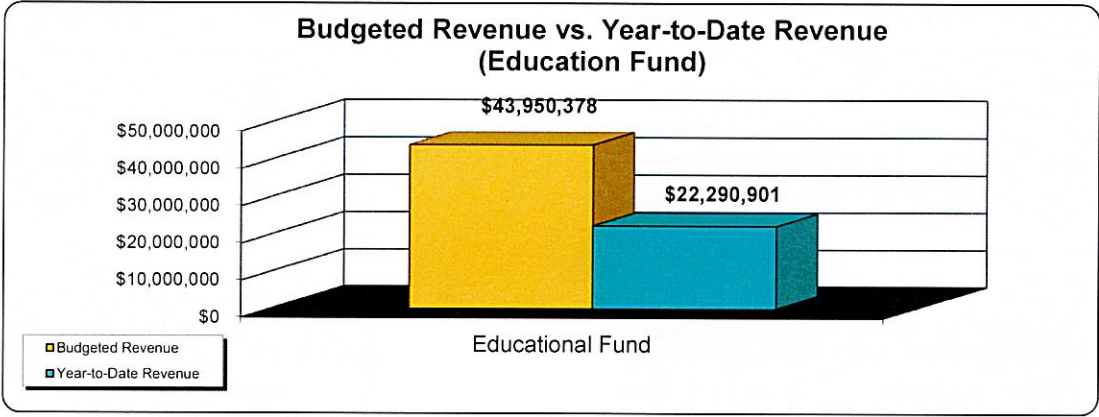
Marion CUSD #2

Financial Profile

For the period ending December 31, 2025

	Budgeted Revenue	Year-to-Date Revenue	Budget Balance	Percent of Budget Collected
Educational Fund	\$ 43,950,378	\$ 22,290,901	21,659,477	50.72%
Operations & Maintenance Fund	6,117,048	\$ 3,374,147	2,742,901	55.16%
Lease Fund	170,500	\$ 147,717	22,783	86.64%
Debt Service Fund	2,720,518	\$ 1,345,070	1,375,448	49.44%
Transportation Fund	3,102,241	\$ 1,453,919	1,648,322	46.87%
Social Security/Medicare Fund	606,000	\$ 341,159	264,841	56.30%
IMRF Fund	340,500	\$ 223,671	116,829	65.69%
Capital Projects Fund	3,740,000	\$ 2,395,732	1,344,268	64.06%
Working Cash Fund	1,100	\$ 719	381	65.32%
Tort Fund	762,400	\$ 423,575	338,825	55.56%
Fire Prevention & Life Safety Fund	69,500	\$ 45,152	24,348	64.97%
ALL FUNDS	\$ 61,580,185	\$ 32,041,761	\$ 29,538,424	52.03%

Percent of Fiscal Year Completed = **50.00%**



Revenue Analysis

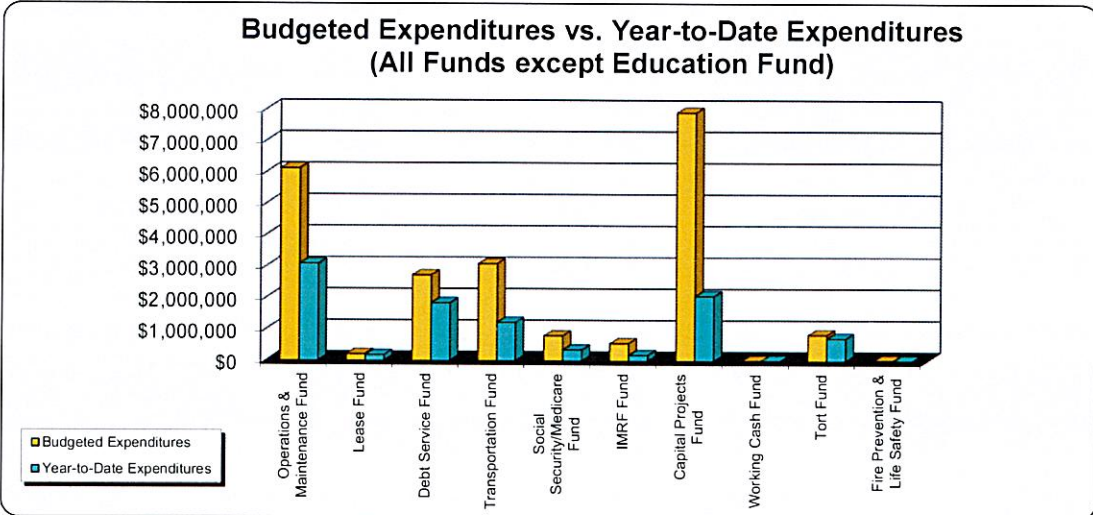
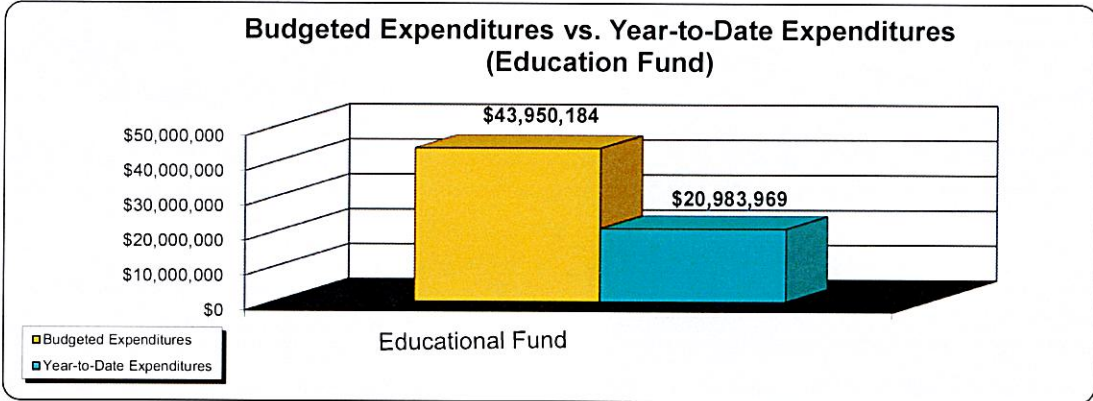
Marion CUSD #2

Financial Profile

For the period ending December 31, 2025

	Budgeted Expenditures	Year-to-Date Expenditures	Budget Balance	Percent of Budget Spent
Educational Fund	\$ 43,950,184	\$ 20,983,969	\$ 22,966,215	47.74%
Operations & Maintenance Fund	6,111,250	3,076,067	3,035,183	50.33%
Lease Fund	202,906	171,709	31,197	84.63%
Debt Service Fund	2,717,518	1,831,713	885,805	67.40%
Transportation Fund	3,076,343	1,212,102	1,864,241	39.40%
Social Security/Medicare Fund	789,390	344,701	444,689	43.67%
IMRF Fund	553,260	174,784	378,476	31.59%
Capital Projects Fund	7,894,492	2,055,135	5,839,357	26.03%
Working Cash Fund	0	0	0	0.00%
Tort Fund	828,000	712,623	115,377	86.07%
Fire Prevention & Life Safety Fund	10,000	0	10,000	0.00%
ALL FUNDS	\$ 66,133,343	\$ 30,562,802	\$ 35,570,541	46.21%

Percent of Fiscal Year Completed = 50.00%



Expenditure Analysis

Revenue Monthly Fund Summary

Fiscal Year: 2025-2026
 Month: December

MARION CUSD #2, IL

Account Number	Original Budget	CY Monthly Activity	CYTD Activity	YTD Unexpended Balance	Prior Fiscal Year Activity	% of Budget
10 - EDUCATIONAL FUND						
10 - - - - - - - - - -	43,950,378.00	-5,612,947.68	-22,290,900.89	21,659,477.11	-44,752,861.05	-50.72%
20 - OPERATIONS & MAINTENANCE FUND						
20 - - - - - - - - - -	6,117,048.00	-878,081.66	-3,374,146.83	2,742,901.17	-6,440,178.31	-55.16%
21 - O&M LEASE						
21 - - - - - - - - - -	170,500.00	-905.50	-147,717.06	22,782.94	-188,110.57	-86.64%
30 - DEBT SERVICE FUND						
30 - - - - - - - - - -	2,720,518.00	-521.07	-1,345,070.31	1,375,447.69	-2,754,973.06	-49.44%
40 - TRANSPORTATION FUND						
40 - - - - - - - - - -	3,102,241.00	-272,622.01	-1,453,919.11	1,648,321.89	-2,701,187.96	-46.87%
50 - SOCIAL SECURITY/MEDICARE						
50 - - - - - - - - - -	606,000.00	-89,196.94	-341,158.55	264,841.45	-667,675.07	-56.30%
51 - ILLINOIS MUNICIPAL RETIREMENT						
51 - - - - - - - - - -	340,500.00	-113,422.54	-223,670.76	116,829.24	-275,521.92	-65.69%
60 - CAPITAL PROJECTS FUND OR FUND						
60 - - - - - - - - - -	3,740,000.00	-787,298.68	-2,395,732.48	1,344,267.52	-4,209,900.15	-64.06%

Revenue Monthly Fund Summary

Fiscal Year: 2025-2026
 Month: December

MARION CUSD #2, IL

Account Number	Original Budget	CY Monthly Activity	CYTD Activity	YTD Unexpended Balance	Prior Fiscal Year Activity	% of Budget
70 - WORKING CASH FUND						
70 - - - - - - - - - -	1,100.00	-165.78	-718.57	381.43	-1,335.77	-65.32%
80 - TORT IMMUNITY AND JUDGMENT						
80 - - - - - - - - - -	762,400.00	-111,666.54	-423,574.56	338,825.44	-249,803.10	-55.56%
90 - FIRE PREVENTION AND SAFETY FUN						
90 - - - - - - - - - -	69,500.00	-10,125.66	-45,151.76	24,348.24	-130,997.50	-64.97%
Account Monthly Activity Grand Totals:	61,580,185.00	-7,876,954.06	-32,041,760.88	29,538,424.12	-62,372,544.46	-52.03%

Expenses Monthly Fund Summary

Fiscal Year: 2025-2026
 Month: December

MARION CUSD #2, IL

Account Number	Original Budget	CY Monthly Activity	CYTD Activity	YTD Unexpended Balance	YTD Encumbrance	Prior Fiscal Year Activity	% of Budget
10 - EDUCATIONAL FUND							
10	43,950,184.00	3,933,532.73	20,983,968.54	22,966,215.46	130,421.71	39,484,309.55	47.74%
20 - OPERATIONS & MAINTENANCE FUND							
20	6,111,250.00	458,270.86	3,076,066.88	3,035,183.12	261,187.26	5,671,331.69	50.33%
21 - O&M LEASE							
21	202,906.00	4,400.00	171,709.35	31,196.65	0.00	193,706.00	84.63%
30 - DEBT SERVICE FUND							
30	2,717,518.00	636.00	1,831,713.00	885,805.00	0.00	2,746,568.00	67.40%
40 - TRANSPORTATION FUND							
40	3,076,343.00	260,635.31	1,212,101.60	1,864,241.40	0.00	2,819,396.41	39.40%
50 - SOCIAL SECURITY/MEDICARE							
50	789,390.00	61,692.11	344,701.39	444,688.61	0.00	639,853.34	43.67%
51 - ILLINOIS MUNICIPAL RETIREMENT							
51	553,260.00	38,555.32	174,783.69	378,476.31	0.00	483,925.98	31.59%
60 - CAPITAL PROJECTS FUND OR FUND							
60	7,894,492.00	205,163.32	2,055,134.70	5,839,357.30	440,152.00	2,138,514.97	26.03%

Expenses Monthly Fund Summary

Fiscal Year: 2025-2026
 Month: December

MARION CUSD #2, IL

Account Number	Original Budget	CY Monthly Activity	CYTD Activity	YTD Unexpended Balance	YTD Encumbrance	Prior Fiscal Year Activity	% of Budget
80 - TORT IMMUNITY AND JUDGMENT							
80	828,000.00	3,545.00	712,622.79	115,377.21	0.00	535,815.22	86.07%
90 - FIRE PREVENTION AND SAFETY FUN							
90	10,000.00	0.00	0.00	10,000.00	0.00	141,331.68	0.00%
Account Monthly Activity Grand Totals:	66,133,343.00	4,966,430.65	30,562,801.94	35,570,541.06	831,760.97	54,854,752.84	46.21%

Revenues Monthly (1)

Fiscal Year: 2025-2026
Month: December

MARION CUSD #2, IL

Account Number	Account Description	Original Budget	CY Monthly Activity	CYTD Activity	YTD Unexpended	Prior Fiscal Year Activity	% of Budget
10 - EDUCATIONAL FUND							
10 R 000 1110 0000 00 000000	PROPERTY TAXES	24,100,000.00	-3,866,455.46	-13,226,560.82	10,873,439.18	-23,208,556.	-54.88%
10 R 000 1140 0000 00 000000	PROPERTY TAXES -	13,000.00	-1,844.89	-7,019.24	5,980.76	-13,620.63	-53.99%
10 R 000 1210 0000 00 000000	TAXES: MOBILE HOME	30,000.00	0.00	0.00	30,000.00	-30,930.80	0.00%
10 R 000 1220 0000 00 000000	TAXES: MARION HOUSING	52,000.00	0.00	0.00	52,000.00	-52,531.96	0.00%
10 R 000 1230 0000 00 000000	TAXES: CORP PER PROP	470,000.00	0.00	-186,428.44	283,571.56	-497,158.93	-39.67%
10 R 000 1290 0000 00 000000	TAXES: REFUGE PILOT	25,000.00	0.00	-27,299.22	-2,299.22	-26,779.61	-109.20%
10 R 000 1311 0000 00 000000	Per Capita Tuition	0.00	-5,615.34	-5,615.34	-5,615.34	-3,258.44	
10 R 000 1510 0000 00 000000	INTEREST: INVESTMENTS	520,000.00	-60,197.68	-279,572.28	240,427.72	-652,878.99	-53.76%
10 R 000 1510 0000 00 000001	INTEREST ON CD	0.00	0.00	0.00	0.00	-135,725.49	
10 R 000 1510 0000 00 000002	Interest on Saving	70.00	-8.41	-49.88	20.12	58.33	-71.26%
10 R 000 1510 0000 00 000003	Interest on Dental &	0.00	-4.22	-15.83	-15.83	0.00	
10 R 000 1510 0000 00 000004	Interest on Payroll	0.00	-8,464.75	-23,645.23	-23,645.23	0.00	
10 R 000 1611 0000 84 000010	WASHINGTON: FOODSERVICE	36,000.00	-3,238.86	-19,954.37	16,045.63	-36,670.72	-55.43%
10 R 000 1611 0000 84 000003	HS: FOODSERVICE REVENUE	100,000.00	-8,544.01	-65,956.76	34,043.24	-103,892.20	-65.96%
10 R 000 1611 0000 84 000004	JH: FOOD SERVICE	80,000.00	-6,512.11	-48,432.43	31,567.57	-80,663.42	-60.54%
10 R 000 1611 0000 84 000005	ADAMS: FOODSERVICE	30,000.00	-2,592.81	-16,677.25	13,322.75	-31,055.19	-55.59%
10 R 000 1611 0000 84 000007	JEFFERSON: FOODSERVICE	25,000.00	-1,741.00	-11,939.78	13,060.22	-25,041.56	-47.76%
10 R 000 1611 0000 84 000008	LINCOLN: FOODSERVICE	43,000.00	-4,316.63	-23,447.96	19,552.04	-43,376.44	-54.53%
10 R 000 1611 0000 84 000009	LONGFELLOW: FOODSERVICE	17,000.00	-1,243.07	-11,204.18	5,795.82	-17,853.04	-65.91%
10 R 000 1690 0000 84 000004	FOODSERVICE	1,000.00	0.00	-1,012.85	-12.85	-1,507.03	-101.29%
10 R 000 1711 0000 00 000004	ATHL EVENTS, IHSA-JR	15,000.00	-1,270.00	-1,286.00	13,714.00	-20,631.80	-8.57%
10 R 000 1711 0000 00 000005	ATHLETIC DONATIONS	25,000.00	0.00	-2,500.00	22,500.00	0.00	-10.00%
10 R 000 1711 0000 00 000001	ADAMS ATHLETIC	6,500.00	-1,236.00	-3,440.00	3,060.00	-6,627.60	-52.92%
10 R 000 1711 0000 01 000000	HS FOOTBALL ADMISSION	25,000.00	0.00	-35,583.00	-10,583.00	-28,044.00	-142.33%
10 R 000 1711 0000 04 000000	HS SOCCER ADMISSIONS	3,000.00	0.00	-3,946.00	-946.00	-3,446.00	-131.53%
10 R 000 1711 0000 06 000000	HS WRESTLING ADMISSIONS	2,000.00	0.00	0.00	2,000.00	-2,237.10	0.00%
10 R 000 1711 0000 11 000000	HS VOLLEYBALL	4,000.00	0.00	-3,647.00	353.00	-4,364.00	-91.18%
10 R 000 1711 0000 15 000000	HS BOYS BASKETBALL	25,000.00	-7,110.00	-19,560.00	5,440.00	-28,120.91	-78.24%
10 R 000 1711 0000 20 000000	JH BOYS BASKETBALL	6,700.00	-1,324.00	-4,646.00	2,054.00	-6,716.71	-69.34%
10 R 000 1711 0000 23 000000	JH VOLLEYBALL	3,000.00	0.00	-2,092.00	908.00	-3,023.64	-69.73%
10 R 000 1711 0000 31 000000	HS GIRLS BASKETBALL	2,500.00	-1,119.00	-1,119.00	1,381.00	-2,413.40	-44.76%

Revenues Monthly (1)

Fiscal Year: 2025-2026
Month: December

MARION CUSD #2, IL

Account Number	Account Description	Original Budget	CY Monthly Activity	CYTD Activity	YTD Unexpended	Prior Fiscal Year Activity	% of Budget
10 - EDUCATIONAL FUND							
10 R 000 1711 0000 40 000000	JH GIRLS BASKETBALL	6,000.00	-1,149.00	-2,560.00	3,440.00	-6,298.31	-42.67%
10 R 000 1790 0000 00 000008	Lincoln Yearbook	0.00	0.00	0.00	0.00	-249.00	
10 R 000 1790 0000 00 000005	Adams Yearbook	0.00	0.00	0.00	0.00	-392.00	
10 R 000 1790 0000 00 000003	STUDENT YEARBOOK: HS	7,000.00	0.00	-1,712.00	5,288.00	-8,287.50	-24.46%
10 R 000 1790 0000 00 000009	Student Yearbook	0.00	0.00	0.00	0.00	-315.00	
10 R 000 1811 0000 00 000001	TEXTBOOK RENTAL: E	23,000.00	-124.95	-19,122.41	3,877.59	-23,141.28	-83.14%
10 R 000 1811 0000 00 000002	TEXTBOOK RENTAL: JH	10,000.00	0.00	-7,761.60	2,238.40	-9,933.22	-77.62%
10 R 000 1811 0000 00 000003	TEXTBOOK RENTAL: HS	20,000.00	-89.93	-25,428.89	-5,428.89	-19,981.67	-127.14%
10 R 000 1812 0000 00 000003	TEXTBOOK RENT: SUMMER	0.00	0.00	0.00	0.00	50.00	
10 R 000 1920 0000 00 000000	CONTRIB -DONATION	51,000.00	-150.00	-43,817.39	7,182.61	-11,151.33	-85.92%
10 R 000 1920 0000 00 100000	Donation-Moore	0.00	0.00	-50.00	-50.00	0.00	
10 R 000 1920 0000 00 100001	Donation-Landes	0.00	0.00	-75.00	-75.00	0.00	
10 R 000 1920 0000 02 000000	DONATIONS - FOUNDATION	0.00	0.00	-40,950.00	-40,950.00	0.00	
10 R 000 1970 0000 00 000000	DR.ED BTW FEES	3,000.00	-399.70	-1,145.04	1,854.96	-2,068.07	-38.17%
10 R 000 1992 0000 00 000000	SALE OF VOCATIONAL	0.00	0.00	0.00	0.00	-292,360.09	
10 R 000 1993 0000 00 000000	RESALE ITEMS,LOCKS,	1,000.00	-9.06	-1,486.14	-486.14	-960.19	-148.61%
10 R 000 1993 0000 00 000001	HS PARKING FEES	4,000.00	-40.00	-2,677.43	1,322.57	-3,751.32	-66.94%
10 R 000 1999 0000 00 000005	Chromebook Insurance	20,000.00	-74.94	-32,253.52	-12,253.52	-22,935.83	-161.27%
10 R 000 1999 0000 00 000006	AROTC REVENUE	35,000.00	-6,781.17	-16,454.74	18,545.26	-67,324.43	-47.01%
10 R 000 1999 0000 00 000000	OTHER	25,000.00	-2,324.45	-25,033.53	-33.53	-64,034.46	-100.13%
10 R 000 1999 0000 00 000001	FOUNDATION GRANTS	18,000.00	0.00	-8,517.67	9,482.33	-297.80	-47.32%
10 R 000 1999 0000 00 000003	AFTER SCHOOL PROGRAMS	128,000.00	-9,696.46	-52,292.75	75,707.25	-128,437.20	-40.85%
10 R 000 1999 0000 00 000009	ADK Library Grant	0.00	0.00	0.00	0.00	-400.00	
10 R 000 1999 0000 00 000010	Credit Card Rebate	2,000.00	0.00	0.00	2,000.00	-2,215.31	0.00%
10 R 303 1999 0000 00 000005	MHS Activity Class Fees	0.00	5.00	-20.00	-20.00	-273.00	
10 R 000 1999 0000 02 000000	SETTLEMENT	0.00	0.00	0.00	0.00	-40,182.34	
10 R 000 1999 0000 05 000000	E-RATE REFUND	138,700.00	0.00	-138,715.20	-15.20	-134,400.00	-100.01%
10 R 000 1999 0000 70 000000	Madigral Revenue	7,500.00	-480.00	-480.00	7,020.00	-7,680.00	-6.40%
10 R 000 1999 0000 80 000000	Spring Musical Revenue	7,000.00	0.00	0.00	7,000.00	-6,536.00	0.00%
10 R 000 1999 0000 84 000000	SIH Grant	0.00	0.00	0.00	0.00	-1,400.00	
10 R 000 1999 0000 84 000001	Dairy Grant	0.00	0.00	-3,440.00	-3,440.00	0.00	

Revenues Monthly (1)

Fiscal Year: 2025-2026
Month: December

MARION CUSD #2, IL

Account Number	Account Description	Original Budget	CY Monthly Activity	CYTD Activity	YTD Unexpended	Prior Fiscal Year Activity	% of Budget
10 - EDUCATIONAL FUND							
10 - - - 1 - - - - - - - - - -		26,165,970.00	-4,004,152.90	-14,456,644.17	11,709,325.83	-25,922,023.	-55.25%
10 R 000 3001 0000 00 000000	EVIDENCED BASED FUNDING	13,061,156.00	-1,187,378.00	-5,936,890.00	7,124,266.00	-12,855,522.	-45.45%
10 R 000 3100 0000 12 000000	PRIVATE FACILITY	63,000.00	-32,572.15	-32,572.15	30,427.85	-58,150.52	-51.70%
10 R 000 3120 0000 12 000000	WCSED: ORPHANAGE	45,000.00	0.00	-27,663.14	17,336.86	-44,309.78	-61.47%
10 R 000 3220 0000 21 000000	WCRVS STIPENDS/TUITION	158,000.00	0.00	0.00	158,000.00	-105,803.00	0.00%
10 R 000 3235 0000 00 000000	AGRICULTURE EDUCATION	14,737.00	-3,202.00	-6,724.00	8,013.00	-16,318.00	-45.63%
10 R 000 3360 0000 84 000000	STATE REIMB: LUNCH &	15,000.00	-1,132.48	-6,745.89	8,254.11	-14,087.75	-44.97%
10 R 000 3370 0000 10 000000	DRIVER EDUCATION	35,000.00	-8,404.82	-16,809.64	18,190.36	-34,136.60	-48.03%
10 R 000 3999 0000 00 000001	After School State	0.00	-544.00	-544.00	-544.00	-9,021.00	
10 R 972 3999 0000 00 000000	Literacy Plan Grant	0.00	0.00	-2,793.00	-2,793.00	-3,000.00	
10 R 000 3999 0000 01 000000	OTHER ST.LIB GRANT	3,000.00	0.00	0.00	3,000.00	-3,062.10	0.00%
10 R 000 3999 0000 01 000002	STATE AFTERCATS	1,000.00	-357.00	-1,836.00	-836.00	-1,068.00	-183.60%
10 R 000 3999 0000 03 000000	PREMIUMS VOC	150.00	-102.56	-102.56	47.44	-28.30	-68.37%
10 R 970 3999 0000 19 000000	Computer Science Equity	0.00	-11,754.00	-11,754.00	-11,754.00	-88,920.00	
10 - - - 3 - - - - - - - - - -		13,396,043.00	-1,245,447.01	-6,044,434.38	7,351,608.62	-13,233,427.	-45.12%
10 R 000 4210 0000 84 000000	FED REIMB REG,FREE	1,074,000.00	-99,242.00	-398,847.04	675,152.96	-1,074,147.68	-37.14%
10 R 000 4211 0000 84 000000	Federal Local Food	0.00	0.00	0.00	0.00	-11,800.00	
10 R 000 4220 0000 84 000000	FEDERAL REIMB BRKF	360,000.00	-32,490.32	-134,534.92	225,465.08	-361,299.98	-37.37%
10 R 000 4260 0000 84 000000	Food Service-Equipment	0.00	0.00	0.00	0.00	-10,000.00	
10 R 000 4299 0000 84 000000	Supply Chain Assistance	0.00	0.00	0.00	0.00	-6,029.31	
10 R 000 4300 0000 30 000000	TITLE I REVENUE	1,600,000.00	-78,152.00	-660,449.00	939,551.00	-1,652,145.00	-41.28%
10 R 956 4400 0000 54 000000	Title IV	0.00	-7,221.00	-32,453.00	-32,453.00	-11,927.00	
10 R 000 4600 0000 00 000000	IDEA-PS	26,774.00	-12,317.00	-20,629.00	6,145.00	-26,520.00	-77.05%
10 R 000 4620 0000 00 000000	IDEA FT	1,000,162.00	-88,299.00	-397,631.00	602,531.00	-1,054,769.00	-39.76%
10 R 000 4932 0000 32 000000	Title II: Teacher	0.00	-2,077.00	-55,506.00	-55,506.00	-15,103.00	
10 R 000 4991 0000 00 000000	ADMIN OUTREACH REVENUE	92,000.00	0.00	-26,570.93	65,429.07	-90,976.29	-28.88%
10 R 000 4998 0000 00 000003	SEL Trauma Response	10,000.00	0.00	0.00	10,000.00	0.00	0.00%
10 R 971 4998 0000 00 000000	Stronger Connections	135,429.00	-34,406.00	-44,834.00	90,595.00	-146,031.00	-33.11%
10 R 953 4999 0000 00 000000	Digital Equity 3	0.00	0.00	0.00	0.00	-4,936.00	

Revenues Monthly (1)

Fiscal Year: 2025-2026
 Month: December

MARION CUSD #2, IL

Account Number	Account Description	Original Budget	CY Monthly Activity	CYTD Activity	YTD Unexpended	Prior Fiscal Year Activity	% of Budget
10 - EDUCATIONAL FUND							
10 R 965 4999 0000 00 000000	ESSER III GRANT	0.00	0.00	0.00	0.00	-1,031,933.00	
10 R 000 4999 0000 01 000000	PUB AID-FEE FOR SERV	90,000.00	-9,143.45	-18,367.45	71,632.55	-99,793.24	-20.41%
10 - - - - 4 - - - - - - - - - -		<u>4,388,365.00</u>	<u>-363,347.77</u>	<u>-1,789,822.34</u>	<u>2,598,542.66</u>	<u>-5,597,410.50</u>	<u>-40.79%</u>
10 - - - - - - - - - - - - - - - -		<u>43,950,378.00</u>	<u>-5,612,947.68</u>	<u>-22,290,900.89</u>	<u>21,659,477.11</u>	<u>-44,752,861.00</u>	<u>-50.72%</u>
20 - OPERATIONS & MAINTENANCE FUND							
20 R 000 1111 0000 00 000000	PROPRTY TAXES	5,500,000.00	-804,816.43	-3,061,263.04	2,438,736.96	-5,292,339.13	-55.66%
20 R 000 1230 0000 00 000000	TAXES: CORP PER PROP	472,048.00	-55,488.85	-220,201.48	251,846.52	-429,352.52	-46.65%
20 R 000 1510 0000 00 000000	INTEREST: INVESTMENTS	140,000.00	-17,776.38	-88,935.87	51,064.13	-211,432.91	-63.53%
20 R 000 1999 0000 00 000000	OTHER	5,000.00	0.00	-3,746.44	1,253.56	-5,727.75	-74.93%
20 R 000 1999 0000 01 000000	INSURANCE CLAIMS	0.00	0.00	0.00	0.00	-20,000.00	
20 - - - - 1 - - - - - - - - - -		<u>6,117,048.00</u>	<u>-878,081.66</u>	<u>-3,374,146.83</u>	<u>2,742,901.17</u>	<u>-5,958,852.31</u>	<u>-55.16%</u>
20 R 965 4999 0000 00 000000	ESSER III	0.00	0.00	0.00	0.00	-481,326.00	
20 - - - - 4 - - - - - - - - - -		<u>0.00</u>	<u>0.00</u>	<u>0.00</u>	<u>0.00</u>	<u>-481,326.00</u>	
20 - - - - - - - - - - - - - - - -		<u>6,117,048.00</u>	<u>-878,081.66</u>	<u>-3,374,146.83</u>	<u>2,742,901.17</u>	<u>-6,440,178.31</u>	<u>-55.16%</u>
21 - O&M LEASE							
21 R 000 1111 0000 00 000000	TAXES: CURRENT YR LEVY	170,000.00	-876.76	-147,660.26	22,339.74	-187,230.45	-86.86%
21 R 000 1510 0000 00 000000	INTEREST ON INVESTMENTS	500.00	-28.74	-56.80	443.20	-880.12	-11.36%
21 - - - - 1 - - - - - - - - - -		<u>170,500.00</u>	<u>-905.50</u>	<u>-147,717.06</u>	<u>22,782.94</u>	<u>-188,110.57</u>	<u>-86.64%</u>
21 - - - - - - - - - - - - - - - -		<u>170,500.00</u>	<u>-905.50</u>	<u>-147,717.06</u>	<u>22,782.94</u>	<u>-188,110.57</u>	<u>-86.64%</u>
30 - DEBT SERVICE FUND							
30 R 000 1112 0000 00 000000	TAXES: 1ST PRIOR YR	2,041,300.00	-521.07	-1,337,525.45	703,774.55	-1,995,076.62	-65.52%

Revenues Monthly (1)

Fiscal Year: 2025-2026
 Month: December

MARION CUSD #2, IL

Account Number	Account Description	Original Budget	CY Monthly Activity	CYTD Activity	YTD Unexpended	Prior Fiscal Year Activity	% of Budget
30 - DEBT SERVICE FUND							
30 R 000 1510 0000 00 000000	INTEREST: ON INVEST	4,500.00	0.00	-185.86	4,314.14	-9,122.44	-4.13%
30 - - - 1 - - - - - - - - - -		<u>2,045,800.00</u>	-521.07	-1,337,711.31	708,088.69	-2,004,199.06	-65.39%
30 R 000 7610 0000 00 000000	AS Bond Principal	660,000.00	0.00	0.00	660,000.00	-720,000.00	0.00%
30 R 000 7700 0000 00 000000	AS Bond Interest	14,718.00	0.00	-7,359.00	7,359.00	-30,774.00	-50.00%
30 - - - 7 - - - - - - - - - -		<u>674,718.00</u>	0.00	-7,359.00	667,359.00	-750,774.00	-1.09%
30 - - - - - - - - - - - - - - -		<u>2,720,518.00</u>	-521.07	-1,345,070.31	1,375,447.69	-2,754,973.06	-49.44%
40 - TRANSPORTATION FUND							
40 R 000 1113 0000 00 000000	PROPERTY TAXES	1,805,760.00	-265,441.02	-1,009,700.27	796,059.73	-1,645,342.42	-55.92%
40 R 000 1510 0000 00 000000	INTEREST: INVEST	35,000.00	-7,180.99	-41,646.24	-6,646.24	-86,637.04	-118.99%
40 R 000 1999 0000 00 000000	TRANS: MISC. REIMB.	1,000.00	0.00	0.00	1,000.00	-3,329.72	0.00%
40 R 000 1999 0000 00 000001	WCES Refund	0.00	0.00	-109,933.23	-109,933.23	-332,673.28	
40 - - - 1 - - - - - - - - - -		<u>1,841,760.00</u>	-272,622.01	-1,161,279.74	680,480.26	-2,067,982.46	-63.05%
40 R 000 3500 0000 00 000000	STATE REIMB: REG	726,981.00	0.00	-171,125.39	555,855.61	-579,589.50	-23.54%
40 R 000 3510 0000 00 000000	STATE REIMB: SPEC ED	525,000.00	0.00	-121,513.98	403,486.02	0.00	-23.15%
40 - - - 3 - - - - - - - - - -		<u>1,251,981.00</u>	0.00	-292,639.37	959,341.63	-579,589.50	-23.37%
40 R 971 4998 0000 00 000000	Stronger Connections	8,500.00	0.00	0.00	8,500.00	0.00	0.00%
40 R 965 4999 0000 00 000000	ESSER 3	0.00	0.00	0.00	0.00	-53,616.00	
40 - - - 4 - - - - - - - - - -		<u>8,500.00</u>	0.00	0.00	8,500.00	-53,616.00	0.00%
40 - - - - - - - - - - - - - - -		<u>3,102,241.00</u>	-272,622.01	-1,453,919.11	1,648,321.89	-2,701,187.96	-46.87%
50 - SOCIAL SECURITY/MEDICARE							
50 R 000 1150 0000 00 000000	PROPERTY TAXES - SOCIAL	594,000.00	-87,799.64	-334,041.65	259,958.35	-648,207.03	-56.24%
50 R 000 1510 0000 00 000000	INTEREST: CHECKING	12,000.00	-1,397.30	-7,116.90	4,883.10	-19,468.04	-59.31%

Revenues Monthly (1)

Fiscal Year: 2025-2026
Month: December

MARION CUSD #2, IL

Account Number	Account Description	Original Budget	CY Monthly Activity	CYTD Activity	YTD Unexpended	Prior Fiscal Year Activity	% of Budget
50 - SOCIAL SECURITY/MEDICARE							
50 - - - - 1 - - - - - - - - - -		606,000.00	-89,196.94	-341,158.55	264,841.45	-667,675.07	-56.30%
50 - - - - - - - - - -		606,000.00	-89,196.94	-341,158.55	264,841.45	-667,675.07	-56.30%
51 - ILLINOIS MUNICIPAL RETIREMENT							
51 R 000 1114 0000 00 000000	Property Taxes - IMRF	247,500.00	-36,584.16	-139,226.45	108,273.55	-179,773.36	-56.25%
51 R 000 1230 0000 00 000000	TAXES: CORP PERS PROP	75,000.00	-75,000.00	-75,000.00	0.00	-70,000.00	-100.00%
51 R 000 1510 0000 00 000000	INTEREST ON INVESTMENTS	18,000.00	-1,838.38	-9,444.31	8,555.69	-25,748.56	-52.47%
51 - - - - 1 - - - - - - - - - -		340,500.00	-113,422.54	-223,670.76	116,829.24	-275,521.92	-65.69%
51 - - - - - - - - - -		340,500.00	-113,422.54	-223,670.76	116,829.24	-275,521.92	-65.69%
60 - CAPITAL PROJECTS FUND OR FUND							
60 R 000 1510 0000 00 000000	INTEREST	90,000.00	-20,669.24	-115,756.07	-25,756.07	-186,430.42	-128.62%
60 R 000 1983 0000 00 000000	SALES TAX	3,600,000.00	-766,629.44	-2,279,976.41	1,320,023.59	-3,973,469.73	-63.33%
60 - - - - 1 - - - - - - - - - -		3,690,000.00	-787,298.68	-2,395,732.48	1,294,267.52	-4,159,900.15	-64.92%
60 R 000 3925 0000 00 000000	SCHOOL MAINTENANCE	50,000.00	0.00	0.00	50,000.00	-50,000.00	0.00%
60 - - - - 3 - - - - - - - - - -		50,000.00	0.00	0.00	50,000.00	-50,000.00	0.00%
60 - - - - - - - - - -		3,740,000.00	-787,298.68	-2,395,732.48	1,344,267.52	-4,209,900.15	-64.06%
70 - WORKING CASH FUND							
70 R 000 1115 0000 00 000000	PROPERTY TAXES	900.00	-127.62	-485.59	414.41	-917.41	-53.95%
70 R 000 1510 0000 00 000000	INTEREST: INVEST	200.00	-38.16	-232.98	-32.98	-418.36	-116.49%
70 - - - - 1 - - - - - - - - - -		1,100.00	-165.78	-718.57	381.43	-1,335.77	-65.32%

Revenues Monthly (1)

Fiscal Year: 2025-2026
 Month: December

MARION CUSD #2, IL

Account Number	Account Description	Original Budget	CY Monthly Activity	CYTD Activity	YTD Unexpended	Prior Fiscal Year Activity	% of Budget
70 - WORKING CASH FUND							
70 - - - - -		1,100.00	-165.78	-718.57	381.43	-1,335.77	-65.32%
80 - TORT IMMUNITY AND JUDGMENT							
80 R 000 1120 0000 00 000000	PROPERTY TAXES	752,400.00	-111,214.44	-423,041.29	329,358.71	-234,713.43	-56.23%
80 R 000 1510 0000 00 000000	INTEREST ON INVESTMENTS	10,000.00	-452.10	-533.27	9,466.73	-15,089.67	-5.33%
80 - - - 1 - - - - -		762,400.00	-111,666.54	-423,574.56	338,825.44	-249,803.10	-55.56%
80 - - - - -		762,400.00	-111,666.54	-423,574.56	338,825.44	-249,803.10	-55.56%
90 - FIRE PREVENTION AND SAFETY FUN							
90 R 000 1118 0000 00 000000	PROPERTY TAXES	49,500.00	-7,321.41	-27,915.82	21,584.18	-99,746.98	-56.40%
90 R 000 1510 0000 00 000000	INTEREST: ON INVEST	20,000.00	-2,804.25	-17,235.94	2,764.06	-31,250.52	-86.18%
90 - - - 1 - - - - -		69,500.00	-10,125.66	-45,151.76	24,348.24	-130,997.50	-64.97%
90 - - - - -		69,500.00	-10,125.66	-45,151.76	24,348.24	-130,997.50	-64.97%
Account Monthly Activity Grand Totals:		61,580,185.00	-7,876,954.06	-32,041,760.88	29,538,424.12	-62,372,544.	-52.03%

Expenses Monthly Short

Fiscal Year: 2025-2026
 Month: December

MARION CUSD #2, IL

Account Number	Account Description	Original Budget	CY Monthly Activity	CYTD Activity	YTD Unexpended	YTD Encumbranc	Prior Fiscal Year	% of Budget
10 - EDUCATIONAL FUND								
10 E 105 1101 1120 00 000000	ADAMS TEACHER SALARY	1,150,000.00	89,397.34	527,142.20	622,857.80	0.00	993,953.66	45.84%
10 E 107 1101 1120 00 000000	JEFFERSON TEACHER	1,130,000.00	100,462.98	572,952.25	557,047.75	0.00	1,020,255.65	50.70%
10 E 108 1101 1120 00 000000	LINCOLN TEACHER SALARY	2,500,000.00	194,938.02	1,117,773.64	1,382,226.36	0.00	2,009,224.81	44.71%
10 E 109 1101 1120 00 000000	LONGFELLOW TEACHER	1,270,000.00	89,917.42	496,322.45	773,677.55	0.00	962,015.24	39.08%
10 E 110 1101 1120 00 000000	WASHINGTON TEACHER	2,010,000.00	179,286.68	1,018,132.74	991,867.26	0.00	1,934,239.00	50.65%
10 E 105 1101 1130 00 000000	ADAMS SALARY INCREMENT	9,000.00	604.18	3,515.52	5,484.48	0.00	6,571.17	39.06%
10 E 105 1101 1130 00 000001	ROE Soc Emotional	2,050.00	0.00	2,050.00	0.00	0.00	0.00	100.
10 E 107 1101 1130 00 000000	JEFFERSON SALARY	0.00	91.42	455.75	-455.75	0.00	0.00	
10 E 108 1101 1130 00 000000	LINCOLN SALARY	100.00	53.60	214.40	-114.40	0.00	23.78	214.
10 E 108 1101 1130 00 000001	ROE Soc Emotionals	2,050.00	0.00	1,950.00	100.00	0.00	0.00	95.12%
10 E 109 1101 1130 00 000000	LONGFELLOW SALARY	0.00	91.40	365.60	-365.60	0.00	0.00	
10 E 109 1101 1130 00 000001	ROE Soc Emotionals	2,050.00	0.00	2,050.00	0.00	0.00	0.00	100.
10 E 110 1101 1130 00 000000	WASHINGTON SALARY	500.00	78.82	315.28	184.72	0.00	90.00	63.06%
10 E 110 1101 1130 00 000001	ROE Soc Emotional	2,875.00	0.00	2,875.00	0.00	0.00	0.00	100.
10 E 107 1101 1140 00 000000	JEFFERSON AFTER SCHOOL	7,000.00	0.00	0.00	7,000.00	0.00	6,581.74	0.00%
10 E 109 1101 1140 00 000000	LONGFELLOW AFTER SCHOOL	6,500.00	0.00	0.00	6,500.00	0.00	10,581.61	0.00%
10 E 110 1101 1140 00 000000	WASHINGTON AFTER SCHOOL	11,000.00	0.00	0.00	11,000.00	0.00	10,200.27	0.00%
10 E 105 1101 1150 00 000000	ADAMS MEDIA AIDE	22,000.00	2,249.10	10,512.80	11,487.20	0.00	18,707.67	47.79%
10 E 105 1101 1150 00 000001	ELEM TEACHER AIDE	16,000.00	1,802.94	10,064.76	5,935.24	0.00	14,582.96	62.90%
10 E 107 1101 1150 00 000000	JEFFERSON MEDIA AIDE	22,000.00	2,222.33	10,170.05	11,829.95	0.00	21,781.97	46.23%
10 E 109 1101 1150 00 000000	LONGFELLOW MEDIA AIDE	22,000.00	1,793.93	7,818.30	14,181.70	0.00	16,875.82	35.54%
10 E 110 1101 1150 00 000000	WASHINGTON MEDIA AIDE	22,000.00	2,253.56	9,777.35	12,222.65	0.00	18,461.32	44.44%
10 E 105 1101 1160 00 000000	AD KINDERGARTEN	0.00	1,962.18	1,962.18	-1,962.18	0.00	0.00	
10 E 107 1101 1160 00 000000	JE KINDERGARTEN	0.00	2,106.25	2,106.25	-2,106.25	0.00	0.00	
10 E 108 1101 1160 00 000000	LI KINDERGARTEN	0.00	3,921.68	3,921.68	-3,921.68	0.00	0.00	
10 E 109 1101 1160 00 000000	LO KINDERGARTEN	0.00	1,723.69	1,723.69	-1,723.69	0.00	0.00	
10 E 110 1101 1160 00 000000	WA KINDERGARTEN	0.00	3,003.58	3,003.58	-3,003.58	0.00	0.00	
10 E 000 1101 1200 00 000000	ELEM SUB TEACHER	15,000.00	0.00	0.00	15,000.00	0.00	3,312.50	0.00%
10 E 105 1101 1200 00 000000	ADAMS SUB TEACHER	40,500.00	2,750.00	15,434.03	25,065.97	0.00	28,443.20	38.11%
10 E 107 1101 1200 00 000000	JEFFERSON SUB TEACHER	35,000.00	3,062.50	12,014.90	22,985.10	0.00	27,475.45	34.33%
10 E 108 1101 1200 00 000000	LINCOLN SUB TEACHER	65,000.00	8,437.50	41,857.69	23,142.31	0.00	55,981.83	64.40%
10 E 109 1101 1200 00 000000	LONGFELLOW SUB TEACHER	45,000.00	2,062.50	8,587.50	36,412.50	0.00	37,431.48	19.08%

Expenses Monthly Short

Fiscal Year: 2025-2026
 Month: December

MARION CUSD #2, IL

Account Number	Account Description	Original Budget	CY Monthly Activity	CYTD Activity	YTD Unexpended	YTD Encumbranc	Prior Fiscal Year	% of Budget
10 - EDUCATIONAL FUND								
10 E 110 1101 1200 00 000000	WASHINGTON SUB TEACHER	75,000.00	9,212.50	30,750.00	44,250.00	0.00	67,932.50	41.00%
10 E 105 1101 1250 00 000000	ADAMS MEDIA AIDE SUB	500.00	0.00	0.00	500.00	0.00	99.00	0.00%
10 E 107 1101 1250 00 000000	JEFFERSON MEDIA AIDE	3,000.00	412.50	1,222.50	1,777.50	0.00	5,465.50	40.75%
10 E 108 1101 1250 00 000000	LINCOLN MEDIA AIDE SUB	500.00	0.00	0.00	500.00	0.00	0.00	0.00%
10 E 109 1101 1250 00 000000	LONGFELLOW MEDIA AIDE	1,000.00	337.50	3,870.00	-2,870.00	0.00	0.00	387.
10 E 110 1101 1250 00 000000	WASHINGTON MEDIA AIDE	500.00	0.00	0.00	500.00	0.00	0.00	0.00%
10 E 000 1101 1300 00 000000	ELEMENTARY LEVEL	0.00	917.08	3,471.80	-3,471.80	0.00	0.00	
10 E 105 1101 1300 00 000000	ADAMS SALARY EXTRA	7,000.00	816.44	3,138.19	3,861.81	0.00	5,479.79	44.83%
10 E 107 1101 1300 00 000000	JEFFERSON SALARY EXTRA	4,000.00	551.70	1,272.30	2,727.70	0.00	1,589.10	31.81%
10 E 108 1101 1300 00 000000	LINCOLN SALARY EXTRA	12,000.00	783.90	6,212.10	5,787.90	0.00	9,602.70	51.77%
10 E 109 1101 1300 00 000000	LONGFELLOW SALARY EXTRA	4,000.00	167.70	1,922.70	2,077.30	0.00	1,361.35	48.07%
10 E 110 1101 1300 00 000000	WASHINGTON SALARY EXTRA	12,000.00	1,233.88	8,319.68	3,680.32	0.00	10,513.80	69.33%
10 E 105 1101 2100 00 000000	ADAMS TRS-R	0.00	0.00	0.00	0.00	0.00	-4.26	
10 E 107 1101 2100 00 000000	JEFFERSON TRS-R	0.00	0.00	0.00	0.00	0.00	-23.83	
10 E 000 1101 2110 00 000000	ELEM TEACHER RETIREMENT	0.00	90.72	349.14	-349.14	0.00	0.00	
10 E 105 1101 2110 00 000000	ADAMS TRS	119,000.00	8,981.96	52,815.53	66,184.47	0.00	84,712.07	44.38%
10 E 105 1101 2110 00 000001	ROE SEL TRAUMA TRS	0.00	0.00	183.06	-183.06	0.00	0.00	
10 E 107 1101 2110 00 000000	JEFFERSON TRS	114,000.00	9,979.97	56,816.92	57,183.08	0.00	84,643.13	49.84%
10 E 108 1101 2110 00 000000	LINCOLN TRS	196,000.00	19,362.38	111,210.01	84,789.99	0.00	167,989.67	56.74%
10 E 108 1101 2110 00 000001	LI ROE TRS	0.00	0.00	192.85	-192.85	0.00	0.00	
10 E 109 1101 2110 00 000000	LONGFELLOW TRS	100,500.00	8,918.51	49,317.82	51,182.18	0.00	80,553.59	49.07%
10 E 109 1101 2110 00 000001	LO ROE TRS	0.00	0.00	202.74	-202.74	0.00	0.00	
10 E 110 1101 2110 00 000000	WASHINGTON TRS	193,000.00	17,861.44	101,608.56	91,391.44	0.00	162,821.55	52.65%
10 E 110 1101 2110 00 000001	ROE SEL TRAUMAN TRS	0.00	0.00	284.33	-284.33	0.00	0.00	
10 E 105 1101 2120 00 000000	ADAMS IMRF	1,000.00	198.44	587.81	412.19	0.00	881.69	58.78%
10 E 105 1101 2120 00 000001	ADAMS IMRF	900.00	84.95	483.67	416.33	0.00	650.56	53.74%
10 E 107 1101 2120 00 000000	JEFFERSON IMRF	1,500.00	213.26	587.75	912.25	0.00	1,288.68	39.18%
10 E 108 1101 2120 00 000000	LINCOLN IMRF	0.00	88.52	88.52	-88.52	0.00	0.00	
10 E 109 1101 2120 00 000000	LONGFELLOW IMRF	900.00	165.74	464.26	435.74	0.00	1,082.16	51.58%
10 E 110 1101 2120 00 000000	WASHINGTON IMRF	1,800.00	247.72	602.24	1,197.76	0.00	1,350.54	33.46%
10 E 000 1101 2170 00 000000	ELEM TRS .58%	25.00	5.82	33.36	-8.36	0.00	14.87	133.
10 E 105 1101 2170 00 000000	ADAMS TRS .58%	7,700.00	593.18	3,476.96	4,223.04	0.00	5,640.37	45.16%

Expenses Monthly Short

Fiscal Year: 2025-2026
 Month: December

MARION CUSD #2, IL

Account Number	Account Description	Original Budget	CY Monthly Activity	CYTD Activity	YTD Unexpended	YTD Encumbranc	Prior Fiscal Year	% of Budget
10 - EDUCATIONAL FUND								
10 E 105 1101 2170 00 000001	ROE SEL TRAUMA TRS .58	0.00	0.00	11.80	-11.80	0.00	4.50	
10 E 107 1101 2170 00 000000	JEFFERSON TRS .58%	7,500.00	660.91	3,732.51	3,767.49	0.00	5,616.96	49.77%
10 E 108 1101 2170 00 000000	LINCOLN TRS .58%	13,000.00	1,298.02	7,415.03	5,584.97	0.00	11,159.01	57.04%
10 E 108 1101 2170 00 000001	LI ROE TRS .58%	0.00	0.00	12.44	-12.44	0.00	0.00	
10 E 109 1101 2170 00 000000	LONGFELLOW TRS .58%	7,000.00	585.82	3,226.12	3,773.88	0.00	5,373.05	46.09%
10 E 109 1101 2170 00 000001	LO ROE TRS .58%	0.00	0.00	13.08	-13.08	0.00	0.00	
10 E 110 1101 2170 00 000000	WASHINGTON TRS .58%	13,000.00	1,189.60	6,615.23	6,384.77	0.00	10,838.71	50.89%
10 E 110 1101 2170 00 000001	ROE SEL TRAUMNA TRS .58	0.00	0.00	18.34	-18.34	0.00	0.00	
10 E 000 1101 2220 00 000000	EOY HEALTH INSURANCE	0.00	52.82	267.59	-267.59	0.00	-449,090.06	
10 E 105 1101 2220 00 000000	ADAMS HEALTH INSURANCE	200,000.00	16,723.00	85,118.29	114,881.71	0.00	182,479.82	42.56%
10 E 107 1101 2220 00 000000	JEFFERSON HEALTH	117,000.00	3,184.67	29,948.21	87,051.79	0.00	109,454.58	25.60%
10 E 108 1101 2220 00 000000	LINCOLN HEALTH	340,000.00	24,966.01	151,970.61	188,029.39	0.00	313,443.53	44.70%
10 E 109 1101 2220 00 000000	LONGFELLOW HEALTH	161,000.00	15,790.32	89,535.66	71,464.34	0.00	159,929.71	55.61%
10 E 110 1101 2220 00 000000	WASHINGTON HEALTH	234,000.00	19,349.51	114,417.80	119,582.20	0.00	228,965.05	48.90%
10 E 000 1101 2250 00 000000	ELEM TRS HEALTH INS	0.00	15.82	59.84	-59.84	0.00	17.17	
10 E 105 1101 2250 00 000000	ADAMS TRS HEALTH INS	20,000.00	1,582.75	9,293.25	10,706.75	0.00	14,995.60	46.47%
10 E 105 1101 2250 00 000001	ROE SEL TRAUMA TRS	0.00	0.00	31.92	-31.92	0.00	5.20	
10 E 107 1101 2250 00 000000	JEFFERSON TRS HEALTH	20,000.00	1,760.77	9,989.29	10,010.71	0.00	14,949.42	49.95%
10 E 108 1101 2250 00 000000	LINCOLN TRS HEALTH INS	35,000.00	3,434.33	19,677.39	15,322.61	0.00	29,672.86	56.22%
10 E 108 1101 2250 00 000001	LI ROE TRS INS	0.00	0.00	33.65	-33.65	0.00	0.00	
10 E 109 1101 2250 00 000000	LONGFELLOW TRS HEALTH	17,500.00	1,567.96	8,654.68	8,845.32	0.00	14,257.04	49.46%
10 E 109 1101 2250 00 000001	LO ROE TRS INS	0.00	0.00	35.38	-35.38	0.00	0.00	
10 E 110 1101 2250 00 000000	WASHINGTON TRS HEALTH	34,000.00	3,158.99	17,695.56	16,304.44	0.00	28,786.69	52.05%
10 E 110 1101 2250 00 000001	ROE SEL TRAUMA TRS	0.00	0.00	49.61	-49.61	0.00	0.00	
10 E 000 1101 3190 00 000000	ELEM OTHER PURCHASED	10,000.00	0.00	3,628.97	6,371.03	0.00	6,783.43	36.29%
10 E 105 1101 3190 00 000000	ADAMS OTHER PURCHASED	1,000.00	0.00	575.00	425.00	0.00	855.05	57.50%
10 E 107 1101 3190 00 000000	JEFFERSON OTHER	500.00	0.00	375.00	125.00	0.00	25.00	75.00%
10 E 108 1101 3190 00 000000	LINCOLN OTHER PURCHASED	1,000.00	150.00	1,337.30	-337.30	0.00	650.00	133.
10 E 108 1101 3190 00 000003	ROE Soc Emotional	0.00	0.00	200.00	-200.00	0.00	0.00	
10 E 109 1101 3190 00 000000	LONGFELLOW OTHER	1,000.00	0.00	0.00	1,000.00	0.00	970.00	0.00%
10 E 110 1101 3190 00 000000	WASHINGTON OTHER	1,000.00	0.00	0.00	1,000.00	868.65	528.50	0.00%
10 E 110 1101 3190 00 000003	ROE Soc Emotional	0.00	0.00	200.00	-200.00	0.00	200.00	

Expenses Monthly Short

Fiscal Year: 2025-2026
 Month: December

MARION CUSD #2, IL

Account Number	Account Description	Original Budget	CY Monthly Activity	CYTD Activity	YTD Unexpended	YTD Encumbranc	Prior Fiscal Year	% of Budget
10 - EDUCATIONAL FUND								
10 E 105 1101 3320 00 000000	ADAMS TRAVEL	2,500.00	282.10	370.35	2,129.65	0.00	1,337.05	14.81%
10 E 107 1101 3320 00 000000	JEFFERSON TRAVEL	1,000.00	590.00	650.00	350.00	0.00	15.00	65.00%
10 E 108 1101 3320 00 000000	LINCOLN TRAVEL	4,000.00	661.07	4,233.11	-233.11	374.90	3,434.71	105.
10 E 109 1101 3320 00 000000	LONGFELLOW TRAVEL	3,000.00	0.00	830.03	2,169.97	0.00	2,496.45	27.67%
10 E 110 1101 3320 00 000000	WASHINGTON TRAVEL	5,000.00	633.26	2,565.42	2,434.58	0.00	4,971.66	51.31%
10 E 105 1101 3400 00 000000	ADAMS POSTAGE	1,200.00	521.00	662.00	538.00	0.00	739.86	55.17%
10 E 107 1101 3400 00 000000	JEFFERSON POSTAGE	1,200.00	65.37	260.01	939.99	0.00	303.35	21.67%
10 E 108 1101 3400 00 000000	LINCOLN POSTAGE	2,000.00	0.00	296.58	1,703.42	0.00	1,669.94	14.83%
10 E 109 1101 3400 00 000000	LONGFELLOW POSTAGE	1,200.00	63.90	225.84	974.16	0.00	360.85	18.82%
10 E 110 1101 3400 00 000000	WASHINGTON POSTAGE	2,500.00	0.00	513.90	1,986.10	0.00	1,196.48	20.56%
10 E 105 1101 3600 00 000000	ADAMS COPIER	4,500.00	188.45	3,229.12	1,270.88	0.00	4,480.57	71.76%
10 E 107 1101 3600 00 000000	JEFFERSON COPIER	7,500.00	295.24	6,130.15	1,369.85	0.00	7,019.42	81.74%
10 E 108 1101 3600 00 000000	LINCOLN COPIER	9,500.00	382.40	6,711.16	2,788.84	0.00	9,091.64	70.64%
10 E 109 1101 3600 00 000000	LONGFELLOW COPIER	5,000.00	173.53	1,319.12	3,680.88	0.00	4,125.77	26.38%
10 E 110 1101 3600 00 000000	WASHINGTON COPIER	9,000.00	373.76	6,399.75	2,600.25	0.00	8,886.29	71.11%
10 E 000 1101 4100 00 000000	ELEM SUPPLIES	29,000.00	19,994.49	19,994.49	9,005.51	0.00	20,476.29	68.95%
10 E 000 1101 4100 00 000001	DONATION SUPPLIES	41,000.00	1,512.05	5,406.89	35,593.11	1,354.32	18,546.41	13.19%
10 E 105 1101 4100 00 000000	ADAMS SUPPLIES	17,000.00	1,691.01	7,471.44	9,528.56	1,274.24	15,583.89	43.95%
10 E 105 1101 4100 00 000002	ROE SEL TRAUMA SUPPLIES	0.00	0.00	0.00	0.00	0.00	987.39	
10 E 107 1101 4100 00 000000	JEFFERSON SUPPLIES	15,000.00	1,717.44	5,466.31	9,533.69	2,197.63	11,162.14	36.44%
10 E 108 1101 4100 00 000000	LINCOLN SUPPLIES	25,000.00	2,771.37	14,650.68	10,349.32	2,914.78	22,831.69	58.60%
10 E 109 1101 4100 00 000000	LONGFELLOW SUPPLIES	15,000.00	1,317.44	5,526.09	9,473.91	1,315.74	13,465.66	36.84%
10 E 109 1101 4100 00 000001	Strive Classroom	168.00	0.00	77.07	90.93	0.00	200.80	45.88%
10 E 110 1101 4100 00 000000	WASHINGTON SUPPLIES	27,000.00	2,876.37	9,784.80	17,215.20	1,535.64	21,712.14	36.24%
10 E 110 1101 4100 00 000002	ROE SEL TRAUMA SUPPLIES	0.00	0.00	0.00	0.00	0.00	483.88	
10 E 105 1101 4140 00 000000	ADAMS INSTRUMENTAL	7,500.00	0.00	352.00	7,148.00	419.37	3,622.56	4.69%
10 E 000 1101 4200 00 000000	ELEM TEXTBOOKS	20,000.00	0.00	0.00	20,000.00	0.00	14,420.04	0.00%
10 E 105 1101 5400 00 000000	ADAMS CAPITAL OUTLAY	1,500.00	0.00	0.00	1,500.00	0.00	1,409.00	0.00%
10 E 107 1101 5400 00 000000	JEFFERSON CAPITAL	1,000.00	0.00	0.00	1,000.00	0.00	0.00	0.00%
10 E 108 1101 5400 00 000000	LINCOLN CAPITAL OUTLAY	3,500.00	0.00	0.00	3,500.00	0.00	2,303.94	0.00%
10 E 109 1101 5400 00 000000	LONGFELLOW CAPITAL	3,000.00	0.00	0.00	3,000.00	0.00	4,220.00	0.00%
10 E 110 1101 5400 00 000000	WASHINGTON CAPITAL	1,000.00	898.00	898.00	102.00	0.00	0.00	89.80%

Expenses Monthly Short

Fiscal Year: 2025-2026
 Month: December

MARION CUSD #2, IL

Account Number	Account Description	Original Budget	CY Monthly Activity	CYTD Activity	YTD Unexpended	YTD Encumbranc	Prior Fiscal Year	% of Budget
10 - EDUCATIONAL FUND								
10 E 105 1101 6400 00 000000	ADAMS DUES FEES	300.00	0.00	200.00	100.00	0.00	200.00	66.67%
10 E 109 1101 6400 00 000000	LONGFELLOW DUES FEES	200.00	0.00	200.00	0.00	0.00	200.00	100.
10 E 108 1101 8000 00 000000	LINCOLN POST RETIRMENT	0.00	0.00	0.00	0.00	0.00	22,904.00	
10 E 109 1101 8000 00 000000	LONGFELLOW POST	14,118.00	0.00	14,118.00	0.00	0.00	0.00	100.
10 E 110 1101 8000 00 000000	WASHINGTON POST	10,515.00	0.00	10,515.00	0.00	0.00	11,166.40	100.
10 E 204 1102 1120 00 000000	JH SALARY	3,400,000.00	280,333.42	1,626,182.29	1,773,817.71	0.00	3,065,364.50	47.83%
10 E 204 1102 1130 00 000000	JH TEACHER INCREMENT	40,000.00	2,838.52	16,355.75	23,644.25	0.00	27,721.77	40.89%
10 E 204 1102 1130 00 000001	ROE Soc Emotional	1,125.00	0.00	1,225.00	-100.00	0.00	0.00	108.
10 E 204 1102 1200 00 000000	JH SUB TEACHER SALARY	65,000.00	14,433.76	54,095.62	10,904.38	0.00	53,854.51	83.22%
10 E 204 1102 1300 00 000000	JH SALARY EXTRA	100,000.00	11,035.40	48,207.02	51,792.98	0.00	88,568.70	48.21%
10 E 204 1102 2110 00 000000	JH TEACHER RETIREMENT	315,000.00	29,687.72	169,683.15	145,316.85	0.00	267,870.62	53.87%
10 E 204 1102 2110 00 000001	ROE Soc Emo TRS	0.00	0.00	101.37	-101.37	0.00	0.00	
10 E 204 1102 2170 00 000000	JH TRS .58%	21,500.00	1,959.61	11,094.78	10,405.22	0.00	17,591.01	51.60%
10 E 204 1102 2170 00 000001	ROE Soc Emo TRS .58%	0.00	0.00	7.12	-7.12	0.00	0.00	
10 E 204 1102 2220 00 000000	JH HEALTH INSURANCE	500,000.00	40,618.87	239,817.03	260,182.97	0.00	465,552.83	47.96%
10 E 204 1102 2250 00 000000	JH TRS HEALTH INSURANCE	60,000.00	5,230.34	29,766.03	30,233.97	0.00	47,061.23	49.61%
10 E 204 1102 2250 00 000001	ROE Soc Emo TRS Health	0.00	0.00	18.36	-18.36	0.00	0.00	
10 E 204 1102 3190 00 000000	JH PURCHASED SERVICES	9,000.00	0.00	1,850.00	7,150.00	0.00	8,040.08	20.56%
10 E 204 1102 3230 00 000000	JH EQUIPMENT	1,500.00	0.00	0.00	1,500.00	0.00	150.00	0.00%
10 E 204 1102 3320 00 000000	JH TRAVEL	11,000.00	1,743.01	4,087.67	6,912.33	0.00	9,424.23	37.16%
10 E 204 1102 3400 00 000000	JH	5,000.00	500.00	2,273.09	2,726.91	0.00	3,657.86	45.46%
10 E 204 1102 3600 00 000000	JH COPYING	15,000.00	606.97	6,553.87	8,446.13	0.00	14,430.93	43.69%
10 E 204 1102 4100 00 000000	JH SUPPLIES	50,000.00	6,145.55	58,160.93	-8,160.93	6,340.49	43,075.35	116.
10 E 204 1102 4100 00 000002	TRAUMA-INFORMED	0.00	0.00	0.00	0.00	0.00	1,046.98	
10 E 204 1102 4130 00 000000	JH VOCAL MUSIC	8,500.00	386.95	3,361.37	5,138.63	3,036.70	6,764.31	39.55%
10 E 204 1102 4140 00 000000	JH INSTRUMENTAL MUSIC	8,000.00	0.00	2,947.40	5,052.60	136.00	3,701.61	36.84%
10 E 204 1102 4200 00 000000	JH TEXTBOOKS	20,000.00	0.00	23,377.28	-3,377.28	0.00	0.00	116.
10 E 204 1102 5400 00 000000	JH CAPITAL OUTLAY	3,000.00	0.00	0.00	3,000.00	0.00	699.99	0.00%
10 E 204 1102 5400 00 000001	JH CAPITAL OUTLAY 2500+	8,500.00	0.00	0.00	8,500.00	0.00	8,413.45	0.00%
10 E 204 1102 5400 00 000002	SEL TRAUMA Grant	0.00	0.00	0.00	0.00	0.00	799.00	
10 E 204 1102 5440 00 000000	JH CAPITAL OUTLAY MUSIC	14,000.00	0.00	0.00	14,000.00	2,896.49	0.00	0.00%
10 E 204 1102 6400 00 000000	JH DUES/FEES	4,000.00	0.00	1,984.88	2,015.12	0.00	2,889.00	49.62%

Expenses Monthly Short

Fiscal Year: 2025-2026
 Month: December

MARION CUSD #2, IL

Account Number	Account Description	Original Budget	CY Monthly Activity	CYTD Activity	YTD Unexpended	YTD Encumbranc	Prior Fiscal Year	% of Budget
10 - EDUCATIONAL FUND								
10 E 204 1102 8000 00 000000	JH POST RETIREMENT	10,161.00	0.00	10,161.00	0.00	0.00	27,777.90	100.
10 E 105 1103 1120 00 000000	HS EXT TEACHER SALARY	260,000.00	21,030.42	121,494.23	138,505.77	0.00	222,717.40	46.73%
10 E 303 1103 1120 00 000000	HS SALARY	5,000,000.00	393,462.04	2,331,314.54	2,668,685.46	0.00	4,395,159.90	46.63%
10 E 303 1103 1130 00 000000	HS SALARY INCREMENT	182,000.00	14,640.34	84,668.33	97,331.67	0.00	165,100.60	46.52%
10 E 303 1103 1130 00 000001	HS 3 CIRCLE AG GRANT	8,633.00	961.94	3,844.94	4,788.06	0.00	8,294.02	44.54%
10 E 303 1103 1130 00 000002	LOCAL 3 CIRCLE AG GRANT	8,633.00	961.94	4,262.52	4,370.48	0.00	10,181.92	49.37%
10 E 970 1103 1130 00 000000	Computer Science Salary	0.00	3,526.78	5,290.17	-5,290.17	0.00	24,616.18	
10 E 303 1103 1130 30 000004	ROE Soc Emotional	2,250.00	0.00	0.00	2,250.00	0.00	0.00	0.00%
10 E 105 1103 1200 00 000000	ADAMS SUB TEACHER	2,500.00	0.00	0.00	2,500.00	0.00	1,800.00	0.00%
10 E 303 1103 1200 00 000000	HS SUB TEACHER	130,000.00	18,134.60	55,205.24	74,794.76	0.00	122,055.73	42.47%
10 E 303 1103 1300 00 000000	HS SALARY EXTRA	90,000.00	7,133.24	51,010.14	38,989.86	0.00	78,031.66	56.68%
10 E 303 1103 1300 00 000004	ROE Soc Emotional	0.00	0.00	2,250.00	-2,250.00	0.00	100.00	
10 E 303 1103 1300 00 000005	Computer Science	0.00	0.00	0.00	0.00	0.00	1,000.00	
10 E 105 1103 2110 00 000000	HS TRS 9.4% Adams	21,000.00	2,079.94	12,030.81	8,969.19	0.00	18,494.40	57.29%
10 E 303 1103 2110 00 000000	HS TRS 9%	425,000.00	40,204.22	235,702.06	189,297.94	0.00	368,575.05	55.46%
10 E 303 1103 2110 00 000001	HS 3 CIRCLE AG GRANT	860.00	95.14	380.28	479.72	0.00	820.30	44.22%
10 E 303 1103 2110 00 000002	LOCAL 3 CIRCLE AG GRANT	860.00	95.14	421.56	438.44	0.00	674.12	49.02%
10 E 303 1103 2110 00 000004	ROE SEL TRAUMA TRS 9	0.00	0.00	222.52	-222.52	0.00	9.89	
10 E 303 1103 2110 00 000005	10 E 303 1103 2110 00	0.00	0.00	0.00	0.00	0.00	98.91	
10 E 970 1103 2110 00 000000	Computer Science TRS	0.00	348.77	523.16	-523.16	0.00	2,422.21	
10 E 303 1103 2120 00 000000	HS IMRF	9,200.00	382.26	3,923.37	5,276.63	0.00	8,333.75	42.65%
10 E 105 1103 2170 00 000000	HS TRS .58% Adams	1,500.00	134.16	775.10	724.90	0.00	1,199.84	51.67%
10 E 303 1103 2170 00 000000	HS TRS .58%	27,000.00	2,686.38	15,470.77	11,529.23	0.00	24,349.45	57.30%
10 E 303 1103 2170 00 000001	HS 3 CIRCLE AG GRANT .	55.00	6.14	24.54	30.46	0.00	52.92	44.62%
10 E 303 1103 2170 00 000002	LOCAL 3 CIRCLE AG GR	55.00	6.14	27.20	27.80	0.00	43.47	49.45%
10 E 303 1103 2170 00 000004	ROE SEL TRAUMA TRS .58	0.00	0.00	14.36	-14.36	0.00	0.64	
10 E 303 1103 2170 00 000005	10 E 303 1103 2170 00	0.00	0.00	0.00	0.00	0.00	6.38	
10 E 970 1103 2170 00 000000	Computer Science TRS .	0.00	22.50	33.74	-33.74	0.00	157.04	
10 E 105 1103 2220 00 000000	HS EXT HEALTH INSURANCE	0.00	5,245.71	31,362.99	-31,362.99	0.00	58,514.58	
10 E 303 1103 2220 00 000000	HS HEALTH INSURANCE	767,000.00	59,419.02	359,149.14	407,850.86	0.00	751,786.40	46.83%
10 E 303 1103 2220 00 000001	ROE SEL TRAUMA HEALTH	0.00	0.00	0.00	0.00	0.00	2,301.86	
10 E 303 1103 2220 00 000002	10 E 303 1103 2220 00	0.00	0.00	70.36	-70.36	0.00	1,323.24	

Expenses Monthly Short

Fiscal Year: 2025-2026
 Month: December

MARION CUSD #2, IL

Account Number	Account Description	Original Budget	CY Monthly Activity	CYTD Activity	YTD Unexpended	YTD Encumbranc	Prior Fiscal Year	% of Budget
10 - EDUCATIONAL FUND								
10 E 970 1103 2220 00 000000	Computer Science Health	0.00	0.00	0.00	0.00	0.00	605.53	
10 E 970 1103 2225 00 000000	Computer Science TRS	0.00	0.00	0.00	0.00	0.00	423.43	
10 E 105 1103 2250 00 000000	HS TRS Health ADAMS	3,600.00	362.84	2,096.15	1,503.85	0.00	3,228.26	58.23%
10 E 303 1103 2250 00 000000	HS TRS HEALTH INSURANCE	75,000.00	7,120.80	41,417.93	33,582.07	0.00	64,959.75	55.22%
10 E 303 1103 2250 00 000001	HS 3 CIRCLE AG GRANT	175.00	16.60	66.34	108.66	0.00	143.09	37.91%
10 E 303 1103 2250 00 000002	LOCAL 3 CIRCLE TRS	175.00	16.60	73.56	101.44	0.00	117.61	42.03%
10 E 303 1103 2250 00 000004	SEL ROE TRAUMA TRS	0.00	0.00	38.84	-38.84	0.00	1.73	
10 E 303 1103 2250 00 000005	10 E 303 1103 2250 00	0.00	0.00	0.00	0.00	0.00	17.24	
10 E 970 1103 2250 00 000000		0.00	60.85	91.26	-91.26	0.00	0.00	
10 E 303 1103 3190 00 000000	HS PURCHASED SERVICES	50,000.00	0.00	109,377.09	-59,377.09	0.00	29,854.56	218.
10 E 303 1103 3190 00 000001	HS OTHER PURCHASED	1,000.00	0.00	0.00	1,000.00	0.00	0.00	0.00%
10 E 303 1103 3190 00 000002	HS TUITION	250,000.00	9,367.79	54,298.65	195,701.35	0.00	206,454.19	21.72%
10 E 303 1103 3190 00 000003	ROE Soc Emotional	300.00	0.00	300.00	0.00	0.00	550.00	100.
10 E 303 1103 3190 00 000004	AG GRANT Purchased	210.00	0.00	2,773.76	-2,563.76	0.00	0.00	1,320.
10 E 303 1103 3190 00 000005	ROE Student Advocate	0.00	0.00	0.00	0.00	0.00	66,146.17	
10 E 303 1103 3220 00 000000	HS CLEANING SERVICES	6,000.00	0.00	2,998.30	3,001.70	0.00	3,391.50	49.97%
10 E 303 1103 3230 00 000000	HS EQUIP MAINT/USAGE	500.00	0.00	0.00	500.00	0.00	0.00	0.00%
10 E 303 1103 3320 00 000000	HS TRAVEL	30,000.00	20,121.37	34,485.15	-4,485.15	1,297.84	28,963.70	114.
10 E 303 1103 3400 00 000000	HS Comm/Postage	8,000.00	0.00	2,060.38	5,939.62	0.00	7,445.61	25.75%
10 E 303 1103 3600 00 000000	HS COPIERS	22,000.00	910.84	11,956.14	10,043.86	0.00	21,655.87	54.35%
10 E 303 1103 3630 00 000000	HS YEARBOOK	15,000.00	0.00	0.00	15,000.00	0.00	10,320.54	0.00%
10 E 000 1103 4100 00 000001	DIST. CLASS/OFF FURN	50,000.00	0.00	57,244.99	-7,244.99	0.00	43,104.84	114.
10 E 303 1103 4100 00 000000	HS SUPPLIES	125,000.00	6,971.01	86,723.59	38,276.41	13,001.39	123,972.39	69.38%
10 E 303 1103 4100 00 000002	ROE SEL SUPPLIES	0.00	0.00	0.00	0.00	0.00	1,490.25	
10 E 303 1103 4100 00 000003	MHS DONATION SUPPLIES	19,000.00	0.00	0.00	19,000.00	0.00	4,289.35	0.00%
10 E 303 1103 4100 00 000004	HS AG GRANT SUPPLIES	2,996.00	35.99	163.96	2,832.04	269.00	5,117.93	5.47%
10 E 303 1103 4100 00 000005	HS SUPPLIESR	8,000.00	1,431.21	3,126.62	4,873.38	0.00	5,967.15	39.08%
10 E 303 1103 4100 00 000006	HS ED CAREER GRANT	1,600.00	0.00	0.00	1,600.00	0.00	1,611.12	0.00%
10 E 970 1103 4100 00 000000	Computer Science Grant	0.00	66.66	10,037.66	-10,037.66	479.61	4,791.85	
10 E 303 1103 4110 00 000000	HS RE-SALE ITEMS	4,000.00	0.00	0.00	4,000.00	5,900.00	0.00	0.00%
10 E 303 1103 4130 00 000000	HS VOCAL MUSIC	6,500.00	0.00	2,259.39	4,240.61	20.60	7,444.08	34.76%
10 E 303 1103 4130 00 000001	MADIGRAL EXPENSE	10,000.00	1,004.72	5,164.66	4,835.34	2,118.99	8,501.95	51.65%

Expenses Monthly Short

Fiscal Year: 2025-2026
 Month: December

MARION CUSD #2, IL

Account Number	Account Description	Original Budget	CY Monthly Activity	CYTD Activity	YTD Unexpended	YTD Encumbranc	Prior Fiscal Year	% of Budget
10 - EDUCATIONAL FUND								
10 E 303 1103 4130 00 000002	SPRING MUSICAL EXPENSE	26,000.00	0.00	0.00	26,000.00	0.00	30,646.60	0.00%
10 E 303 1103 4140 00 000000	HS INSTRUMENTAL MUSIC	15,000.00	0.00	6,817.77	8,182.23	546.99	9,660.27	45.45%
10 E 303 1103 4200 00 000000	HS TEXTBOOKS	50,000.00	4,007.05	6,381.52	43,618.48	788.06	35,251.30	12.76%
10 E 303 1103 5400 00 000000	HS CAPITAL OUTLAY	30,000.00	898.00	2,820.20	27,179.80	2,502.45	3,921.50	9.40%
10 E 970 1103 5400 00 000000	Computer Science Grant	0.00	0.00	0.00	0.00	0.00	9,143.06	
10 E 303 1103 5440 00 000000	HS MUSIC CAPITAL OUTLAY	20,000.00	0.00	15,647.00	4,353.00	0.00	4,015.00	78.24%
10 E 303 1103 6400 00 000000	HS DUES/FEES	5,000.00	170.00	554.00	4,446.00	0.00	1,187.99	11.08%
10 E 303 1103 8000 00 000000	HS POST RETIREMENT	13,701.00	0.00	13,700.75	0.25	0.00	18,430.00	100.
10 E 902 1250 1120 30 105000	ADAMS TITLE I SALARY	62,100.00	3,959.22	15,836.88	46,263.12	0.00	10,832.52	25.50%
10 E 902 1250 1120 30 107000	JEFFERSON TITLE I	74,000.00	3,652.56	14,610.24	59,389.76	0.00	11,001.24	19.74%
10 E 902 1250 1120 30 108000	LINCOLN TITLE I SALARY	208,300.00	18,738.66	74,954.66	133,345.34	0.00	39,246.28	35.98%
10 E 902 1250 1120 30 109000	LONGFELLOW TITLE I	111,200.00	10,108.84	40,435.36	70,764.64	0.00	19,432.44	36.36%
10 E 902 1250 1120 30 110000	WASHINGTON TITLE I	193,675.00	14,865.12	59,460.48	134,214.52	0.00	32,030.88	30.70%
10 E 930 1250 1120 30 105000	ADAMS TITLE I SALARY	11,500.00	0.00	11,281.96	218.04	0.00	56,409.80	98.10%
10 E 930 1250 1120 30 107000	JEFFERSON TITLE I	13,500.00	0.00	13,418.84	81.16	0.00	66,823.40	99.40%
10 E 930 1250 1120 30 108000	LINCOLN TITLE I SALARY	37,500.00	0.00	37,477.20	22.80	0.00	189,288.04	99.94%
10 E 930 1250 1120 30 109000	LONGFELLOW TITLE I	20,300.00	0.00	20,217.56	82.44	0.00	101,087.80	99.59%
10 E 930 1250 1120 30 110000	WASHINGTON TITLE I	35,300.00	0.00	35,267.88	32.12	0.00	176,068.50	99.91%
10 E 960 1250 1120 30 000000	Esser II Salary	0.00	0.00	0.00	0.00	0.00	2,122.80	
10 E 965 1250 1130 30 000000	ESSER III CERT SALARY	0.00	0.00	0.00	0.00	0.00	158,974.39	
10 E 971 1250 1150 00 000000	Stronger Connection	134,000.00	0.00	44,176.72	89,823.28	0.00	76,451.35	32.97%
10 E 965 1250 1150 30 000000	ESSER III SALARIES	0.00	0.00	0.00	0.00	0.00	6,370.00	
10 E 956 1250 1300 30 000000	Title IV Stipend	0.00	0.00	0.00	0.00	0.00	1,125.00	
10 E 960 1250 1300 30 000000	ESSER 2 SALARIES	0.00	0.00	0.00	0.00	0.00	2,576.25	
10 E 902 1250 2100 30 000000	TITLE I FEDERAL TRS	0.00	0.00	0.00	0.00	0.00	0.02	
10 E 902 1250 2100 30 105000	AD TITLE I TRS	7,100.00	449.88	1,799.52	5,300.48	0.00	0.00	25.35%
10 E 902 1250 2100 30 107000	JE TITLE I TRS	8,500.00	415.02	1,660.08	6,839.92	0.00	0.00	19.53%
10 E 902 1250 2100 30 108000	LI TITILE I TRS	24,000.00	2,129.20	8,516.80	15,483.20	0.00	0.00	35.49%
10 E 902 1250 2100 30 109000	LO TITILE I TRS	13,000.00	1,148.62	4,594.48	8,405.52	0.00	0.00	35.34%
10 E 902 1250 2100 30 110000	WA TITLE I TRS	22,000.00	1,689.04	6,756.16	15,243.84	0.00	0.00	30.71%
10 E 930 1250 2100 30 105000	AD TITLE I TRS	1,400.00	0.00	1,281.92	118.08	0.00	6,409.60	91.57%
10 E 930 1250 2100 30 107000	JE TITLE I TRS	1,600.00	0.00	1,524.72	75.28	0.00	7,592.90	95.30%

Expenses Monthly Short

Fiscal Year: 2025-2026
 Month: December

MARION CUSD #2, IL

Account Number	Account Description	Original Budget	CY Monthly Activity	CYTD Activity	YTD Unexpended	YTD Encumbranc	Prior Fiscal Year	% of Budget
10 - EDUCATIONAL FUND								
10 E 930 1250 2100 30 108000	LI TITLE I TRS	4,300.00	0.00	4,258.44	41.56	0.00	21,508.30	99.03%
10 E 930 1250 2100 30 109000	LO TITILE I TRS	2,500.00	0.00	2,297.20	202.80	0.00	11,486.00	91.89%
10 E 930 1250 2100 30 110000	WA TITLE I TRS	4,100.00	0.00	4,007.32	92.68	0.00	20,005.80	97.74%
10 E 960 1250 2100 30 000000	ESSER 2 FED TRS	0.00	0.00	0.00	0.00	0.00	300.10	
10 E 965 1250 2100 30 000000	ESSER III FED TRS	0.00	0.00	0.00	0.00	0.00	14,180.00	
10 E 902 1250 2110 30 105000	AD TITLE I TRS	6,200.00	391.58	1,566.31	4,633.69	0.00	0.00	25.26%
10 E 902 1250 2110 30 107000	JE TITLE I TRS	7,500.00	361.26	1,445.04	6,054.96	0.00	0.00	19.27%
10 E 902 1250 2110 30 108000	LI TITLE I TRS	21,000.00	1,853.28	7,413.12	13,586.88	0.00	0.00	35.30%
10 E 902 1250 2110 30 109000	LO TITLE I TRS	11,000.00	999.80	3,999.20	7,000.80	0.00	0.00	36.36%
10 E 902 1250 2110 30 110000	WA TITLE I TRS	19,500.00	1,470.12	5,880.48	13,619.52	0.00	0.00	30.16%
10 E 930 1250 2110 30 105000	AD TITLE I TRS	1,200.00	0.00	1,115.84	84.16	0.00	5,579.19	92.99%
10 E 930 1250 2110 30 107000	JE TITLE I TRS	1,400.00	0.00	1,327.20	72.80	0.00	6,609.20	94.80%
10 E 930 1250 2110 30 108000	LI TITLE I TRS	3,700.00	0.00	3,706.56	-6.56	0.00	18,720.91	100.
10 E 930 1250 2110 30 109000	LO TITLE I TRS	2,000.00	0.00	1,999.56	0.44	0.00	9,997.80	99.98%
10 E 930 1250 2110 30 110000	WA TITLE I TRS	3,500.00	0.00	3,487.92	12.08	0.00	17,412.80	99.65%
10 E 956 1250 2110 30 000000	Title IV 9% TRS	0.00	0.00	0.00	0.00	0.00	103.87	
10 E 960 1250 2110 30 000000	ESSER 2 TRS 9%	0.00	0.00	0.00	0.00	0.00	257.79	
10 E 965 1250 2110 30 000000	ESSER III TRS	0.00	0.00	0.00	0.00	0.00	12,698.28	
10 E 971 1250 2120 00 000000	Stronger Connection	6,030.00	0.00	1,806.67	4,223.33	0.00	3,491.74	29.96%
10 E 960 1250 2120 30 000000	ESSER 2 IMRF	0.00	0.00	0.00	0.00	0.00	98.60	
10 E 965 1250 2120 30 000000	ESSER III IMRF	0.00	0.00	0.00	0.00	0.00	209.23	
10 E 902 1250 2170 30 105000	AD TITLE I .58% TRS	400.00	25.26	101.04	298.96	0.00	0.00	25.26%
10 E 902 1250 2170 30 107000	JE TITLE I .58% TRS	500.00	23.30	93.20	406.80	0.00	0.00	18.64%
10 E 902 1250 2170 30 108000	LI TITLE I .58% TRS	1,350.00	119.57	478.25	871.75	0.00	0.00	35.43%
10 E 902 1250 2170 30 109000	LO TITLE I .58% TRS	725.00	64.48	257.93	467.07	0.00	0.00	35.58%
10 E 902 1250 2170 30 110000	WA TITLE I .58% TRS	1,250.00	94.82	379.28	870.72	0.00	0.00	30.34%
10 E 930 1250 2170 30 105000	AD TITLE I .58% TRS	80.00	0.00	72.00	8.00	0.00	359.99	90.00%
10 E 930 1250 2170 30 107000	JE TITLE I .58% TRS	100.00	0.00	85.60	14.40	0.00	426.30	85.60%
10 E 930 1250 2170 30 108000	LI TITLE I .58% TRS	250.00	0.00	239.12	10.88	0.00	1,207.73	95.65%
10 E 930 1250 2170 30 109000	LO TITLE I .58% TRS	140.00	0.00	128.96	11.04	0.00	644.81	92.11%
10 E 930 1250 2170 30 110000	WA TITLE I .58% TRS	225.00	0.00	225.00	0.00	0.00	1,123.30	100.
10 E 956 1250 2170 30 000000	Title IV .58% TRS	0.00	0.00	0.00	0.00	0.00	7.15	

Expenses Monthly Short

Fiscal Year: 2025-2026
 Month: December

MARION CUSD #2, IL

Account Number	Account Description	Original Budget	CY Monthly Activity	CYTD Activity	YTD Unexpended	YTD Encumbranc	Prior Fiscal Year	% of Budget
10 - EDUCATIONAL FUND								
10 E 960 1250 2170 30 000000	ESSER 2 TRS .58%	0.00	0.00	0.00	0.00	0.00	16.63	
10 E 965 1250 2170 30 000000	ESSER III TRS .58%	0.00	0.00	0.00	0.00	0.00	843.99	
10 E 902 1250 2220 30 105000	AD TITLE I HEALTH INS	6,100.00	366.66	1,468.12	4,631.88	0.00	1,557.42	24.07%
10 E 902 1250 2220 30 107000	JE TITLE I HEALTH INS	4,100.00	0.00	0.00	4,100.00	0.00	801.05	0.00%
10 E 902 1250 2220 30 108000	LI TITLE I HEALTH INS	25,000.00	2,428.64	9,827.59	15,172.41	0.00	6,481.26	39.31%
10 E 902 1250 2220 30 109000	LO TITLE I HEALTH INS	18,200.00	1,608.43	6,389.91	11,810.09	0.00	4,923.84	35.11%
10 E 902 1250 2220 30 110000	WA TITLE I HEALTH INS	23,000.00	1,646.76	6,621.02	16,378.98	0.00	6,443.99	28.79%
10 E 930 1250 2220 30 105000	AD TITLE I HEALTH INS	1,200.00	0.00	1,196.56	3.44	0.00	5,975.00	99.71%
10 E 930 1250 2220 30 107000	JE TITLE I HEALTH INS	800.00	0.00	798.48	1.52	0.00	3,992.40	99.81%
10 E 930 1250 2220 30 108000	LI TITLE I HEALTH INS	2,500.00	0.00	4,306.08	-1,806.08	0.00	23,923.50	172.
10 E 930 1250 2220 30 109000	LO TITLE I HEALTH INS	4,000.00	0.00	3,568.24	431.76	0.00	17,841.20	89.21%
10 E 930 1250 2220 30 110000	WA TITLE I HEALTH INS	4,500.00	0.00	4,406.20	93.80	0.00	22,109.15	97.92%
10 E 965 1250 2220 30 000000	ESSER 3 HEALTH	0.00	0.00	0.00	0.00	0.00	2,404.90	
10 E 902 1250 2250 30 105000	AD TITLE I TRS HEALTH	1,100.00	68.32	273.28	826.72	0.00	0.00	24.84%
10 E 902 1250 2250 30 107000	JE TITLE I TRS HEALTH	1,300.00	63.02	252.08	1,047.92	0.00	0.00	19.39%
10 E 902 1250 2250 30 108000	LI TITLE I TRS HEALTH	3,600.00	323.32	1,293.28	2,306.72	0.00	0.00	35.92%
10 E 902 1250 2250 30 109000	LO TITLE I TRS HEALTH	2,000.00	174.40	697.60	1,302.40	0.00	0.00	34.88%
10 E 902 1250 2250 30 110000	WA TITLE I TRS HEALTH	3,400.00	256.46	1,025.84	2,374.16	0.00	0.00	30.17%
10 E 930 1250 2250 30 105000	AD TITLE I TRS HEALTH	200.00	0.00	194.64	5.36	0.00	973.20	97.32%
10 E 930 1250 2250 30 107000	JE TITLE I TRS HEALTH	250.00	0.00	231.52	18.48	0.00	1,153.00	92.61%
10 E 930 1250 2250 30 108000	LI TITLE I TRS HEALTH	650.00	0.00	646.64	3.36	0.00	3,266.02	99.48%
10 E 930 1250 2250 30 109000	LO TITLE I TRS HEALTH	400.00	0.00	348.80	51.20	0.00	1,743.99	87.20%
10 E 930 1250 2250 30 110000	WA TITLE I TRS HEALTH	625.00	0.00	608.48	16.52	0.00	3,037.70	97.36%
10 E 956 1250 2250 30 000000	Title IV TRS Health	0.00	0.00	0.00	0.00	0.00	18.57	
10 E 960 1250 2250 30 000000	ESSER 2 TRS HEALTH	0.00	0.00	0.00	0.00	0.00	44.97	
10 E 965 1250 2250 30 000000	ESSER III TRS THIS	0.00	0.00	0.00	0.00	0.00	2,243.90	
10 E 965 1250 3190 30 000000	ESSER III: PURCHASE	0.00	0.00	0.00	0.00	0.00	62,731.42	
10 E 953 1250 4100 00 000000	FY23 Digital Equity 3	0.00	0.00	0.00	0.00	0.00	5,642.00	
10 E 971 1250 4100 00 000000	Stronger Connections	11,579.00	120.00	1,763.00	9,816.00	0.00	19,774.27	15.23%
10 E 972 1250 4100 00 000000	Literacy Plan Supplies	0.00	0.00	3,423.37	-3,423.37	0.00	0.00	
10 E 973 1250 4100 00 000000	Rural Low Supplies	0.00	82,676.43	82,676.43	-82,676.43	9,102.00	0.00	
10 E 902 1250 4100 30 000000	TITLE I SUPPLIES	7,071.00	0.00	5,471.34	1,599.66	10,881.06	241,099.44	77.38%

Expenses Monthly Short

Fiscal Year: 2025-2026
 Month: December

MARION CUSD #2, IL

Account Number	Account Description	Original Budget	CY Monthly Activity	CYTD Activity	YTD Unexpended	YTD Encumbranc	Prior Fiscal Year	% of Budget
10 - EDUCATIONAL FUND								
10 E 902 1250 4100 30 105000	ADAMS TITLE I SUPPLIES	0.00	0.00	74.55	-74.55	75.00	0.00	
10 E 902 1250 4100 30 107000	JEFFERSON TITLE I	0.00	0.00	342.79	-342.79	0.00	0.00	
10 E 902 1250 4100 30 108000	LINCOLN TITLE I	0.00	0.00	561.88	-561.88	0.00	0.00	
10 E 902 1250 4100 30 109000	LONGFELLOW TITLE I	0.00	430.00	910.31	-910.31	191.00	0.00	
10 E 902 1250 4100 30 110000	WASHINGTON TITLE I	0.00	0.00	1,462.88	-1,462.88	186.00	0.00	
10 E 930 1250 4100 30 000000	TITLE I: INSTRUCTIONAL	100,000.00	0.00	140,996.36	-40,996.36	0.00	100,872.58	141.
10 E 930 1250 4100 30 105000	AD TITLE I SUPPLIES	3,500.00	0.00	1,453.95	2,046.05	68.83	758.51	41.54%
10 E 930 1250 4100 30 107000	JE TITLE I SUPPLIES	1,700.00	280.50	1,513.34	186.66	113.12	2,768.77	89.02%
10 E 930 1250 4100 30 108000	LI TITLE I SUPPLIES	1,500.00	0.00	1,099.56	400.44	319.00	4,148.25	73.30%
10 E 930 1250 4100 30 109000	LO TITLE I SUPPLIES	2,500.00	0.00	1,919.41	580.59	209.99	2,384.37	76.78%
10 E 930 1250 4100 30 110000	WA TITLE I SUPPLIES	3,500.00	2,433.52	4,858.86	-1,358.86	333.69	1,163.24	138.
10 E 956 1250 4100 30 000000	Title IV Supplies	0.00	0.00	1,636.97	-1,636.97	0.00	1,224.49	
10 E 960 1250 4100 30 000000	ESSER II: Supplies	0.00	0.00	0.00	0.00	0.00	170.63	
10 E 965 1250 4100 30 000000	ESSER III: SUPPLIES	0.00	0.00	0.00	0.00	0.00	446,841.29	
10 E 956 1250 5400 54 000000	Title IV Capital Outlay	0.00	0.00	0.00	0.00	0.00	11,926.69	
10 E 000 1251 4100 00 000000	McKinney Vento Supplies	0.00	440.99	4,754.67	-4,754.67	924.00	-4,607.44	
10 E 000 1400 1250 20 000000	VOC: SALARY, STUDENTS	65,000.00	6,352.50	29,002.50	35,997.50	0.00	62,249.50	44.62%
10 E 000 1400 3190 20 000000	VOC: PURCHASED SERV	15,000.00	3,309.30	8,172.43	6,827.57	0.00	14,107.87	54.48%
10 E 000 1401 4100 21 000000	WCRVS: SUPPLIES - TO BE	0.00	0.00	862.95	-862.95	140.00	0.00	
10 E 000 1446 4100 00 000004	Bldg Trades - Harvest	0.00	0.00	0.00	0.00	0.00	91,994.85	
10 E 000 1446 4100 00 000005	Bldg Trades - Midway	10,000.00	35,527.76	39,565.16	-29,565.16	9,020.51	8,343.96	395.
10 E 000 1500 1120 00 000000	ATHLETIC SALARY	15,000.00	844.78	4,911.44	10,088.56	0.00	9,162.80	32.74%
10 E 303 1500 1120 01 000000	HS FOOTBALL SALARY	40,000.00	1,803.40	24,349.12	15,650.88	0.00	32,738.10	60.87%
10 E 303 1500 1120 03 000000	HS BOYS TENNIS SALARY	13,000.00	0.00	4,053.00	8,947.00	0.00	11,021.67	31.18%
10 E 303 1500 1120 04 000000	HS BOYS SOCCER SALARY	9,500.00	0.00	9,321.92	178.08	0.00	8,449.92	98.13%
10 E 303 1500 1120 05 000000	HS BOYS TRACK SALARY	19,000.00	596.70	9,233.12	9,766.88	0.00	16,192.26	48.60%
10 E 303 1500 1120 06 000000	HS WRESTLING SALARY	9,500.00	3,681.48	7,362.96	2,137.04	0.00	8,449.91	77.50%
10 E 303 1500 1120 07 000000	HS BASEBALL SALARY	15,000.00	1,243.96	6,355.28	8,644.72	0.00	12,079.95	42.37%
10 E 303 1500 1120 08 000000	HS SOFTBALL SALARY	16,500.00	987.80	5,743.56	10,756.44	0.00	14,881.62	34.81%
10 E 303 1500 1120 09 000000	HS FISHING SALARY	4,500.00	445.04	1,557.64	2,942.36	0.00	3,429.00	34.61%
10 E 303 1500 1120 10 000000	HS BOWLING SALARY	6,000.00	731.46	3,095.94	2,904.06	0.00	5,325.64	51.60%
10 E 303 1500 1120 11 000000	HS VOLLEYBALL SALARY	17,500.00	0.00	17,495.47	4.53	0.00	15,497.76	99.97%

Expenses Monthly Short

Fiscal Year: 2025-2026
 Month: December

MARION CUSD #2, IL

Account Number	Account Description	Original Budget	CY Monthly Activity	CYTD Activity	YTD Unexpended	YTD Encumbranc	Prior Fiscal Year	% of Budget
10 - EDUCATIONAL FUND								
10 E 303 1500 1120 12 000000	HS BOYS GOLF SALARY	6,000.00	240.18	240.18	5,759.82	0.00	0.00	4.00%
10 E 303 1500 1120 13 000000	HS CHEERLEADER SALARY	9,500.00	1,547.80	6,191.20	3,308.80	0.00	8,427.48	65.17%
10 E 303 1500 1120 14 000000	HS DANCE/POM SALARY	13,000.00	1,016.98	5,918.60	7,081.40	0.00	11,059.52	45.53%
10 E 303 1500 1120 15 000000	HS BOYS BASKETBALL	23,000.00	1,757.56	10,218.84	12,781.16	0.00	19,050.40	44.43%
10 E 204 1500 1120 20 000000	JH BOYS BASKETBALL	10,000.00	810.60	4,711.92	5,288.08	0.00	8,787.16	47.12%
10 E 204 1500 1120 21 000000	JH BASEBALL SALARY	6,500.00	343.90	1,999.04	4,500.96	0.00	4,116.92	30.75%
10 E 204 1500 1120 22 000000	JH SOFTBALL SALARY	8,000.00	323.56	4,854.60	3,145.40	0.00	6,211.46	60.68%
10 E 204 1500 1120 23 000000	JH VOLLEYBALL SALARY	7,000.00	0.00	0.00	7,000.00	0.00	6,223.12	0.00%
10 E 204 1500 1120 24 000000	JH CHEERLEADING SALARY	4,000.00	756.56	2,269.68	1,730.32	0.00	3,429.00	56.74%
10 E 204 1500 1120 25 000000	JH DANCE/POM SALARY	4,000.00	425.86	1,703.44	2,296.56	0.00	3,479.04	42.59%
10 E 204 1500 1120 26 000000	JH BOYS TRACK SALARY	8,000.00	251.86	1,464.80	6,535.20	0.00	6,533.90	18.31%
10 E 204 1500 1120 27 000000	JH CROSS COUNTRY SALARY	8,000.00	319.40	6,648.44	1,351.56	0.00	6,946.31	83.11%
10 E 303 1500 1120 31 000000	HS GIRLS BASKETBALL	21,000.00	5,235.16	10,470.32	10,529.68	0.00	18,981.76	49.86%
10 E 303 1500 1120 32 000000	HS GIRLS CROSS COUNTRY	5,200.00	467.00	2,717.76	2,482.24	0.00	5,081.88	52.26%
10 E 303 1500 1120 33 000000	HS GIRLS TRACK SALARY	15,500.00	-1,802.58	1,090.08	14,409.92	0.00	12,755.66	7.03%
10 E 303 1500 1120 34 000000	HS GIRLS BASKETBALL	6,000.00	450.34	2,617.76	3,382.24	0.00	4,881.76	43.63%
10 E 303 1500 1120 35 000000	HS GIRLS TENNIS SALARY	2,000.00	0.00	5,268.90	-3,268.90	0.00	816.40	263.
10 E 303 1500 1120 36 000000	HS GIRLS SOCCER SALARY	14,000.00	0.00	3,782.80	10,217.20	0.00	11,879.17	27.02%
10 E 204 1500 1120 40 000000	JH GIRLS BASKETBALL	1,000.00	1,711.26	4,796.16	-3,796.16	0.00	8,803.88	479.
10 E 204 1500 1120 41 000000	JH GIRLS TRACK SALARY	7,200.00	810.60	5,570.60	1,629.40	0.00	5,366.18	77.37%
10 E 000 1500 1150 00 000000	ATHLETIC SEC	33,000.00	2,746.34	16,739.16	16,260.84	0.00	30,933.88	50.72%
10 E 000 1500 1150 00 000001	Athletic Workers Salary	42,000.00	2,610.00	12,932.50	29,067.50	0.00	38,723.75	30.79%
10 E 000 1500 2110 00 000000	ATHL: TRS 9%	1,000.00	83.56	485.80	514.20	0.00	757.80	48.58%
10 E 000 1500 2110 00 000001	ATHL: TRS 9%	1,600.00	86.54	228.44	1,371.56	0.00	1,130.97	14.28%
10 E 303 1500 2110 01 000000	FOOTBALL TRS 9%	2,500.00	178.36	1,035.40	1,464.60	0.00	1,609.80	41.42%
10 E 303 1500 2110 05 000000	HS BOYS TRACK TRS 9%	1,000.00	59.02	378.72	621.28	0.00	499.24	37.87%
10 E 303 1500 2110 07 000000	HS BASEBALL TRS 9%	1,000.00	123.04	629.93	370.07	0.00	887.59	62.99%
10 E 303 1500 2110 08 000000	HS SOFTBALL TRS 9%	1,100.00	97.70	568.08	531.92	0.00	886.40	51.64%
10 E 303 1500 2110 09 000000	HS FISHING TRS 9%	200.00	0.00	0.00	200.00	0.00	0.00	0.00%
10 E 303 1500 2110 10 000000	HS Bowling TRS 9%	500.00	72.34	306.16	193.84	0.00	440.40	61.23%
10 E 303 1500 2110 11 000000	HS VOLLEYBALL TRS 9%	500.00	0.00	0.00	500.00	0.00	0.00	0.00%
10 E 303 1500 2110 12 000000	HS BOYS GOLF TRS 9%	500.00	23.76	23.76	476.24	0.00	0.00	4.75%

Expenses Monthly Short

Fiscal Year: 2025-2026
 Month: December

MARION CUSD #2, IL

Account Number	Account Description	Original Budget	CY Monthly Activity	CYTD Activity	YTD Unexpended	YTD Encumbranc	Prior Fiscal Year	% of Budget
10 - EDUCATIONAL FUND								
10 E 303 1500 2110 14 000000	HS DANCE/POM PON TRS 9%	1,150.00	100.58	585.36	564.64	0.00	915.20	50.90%
10 E 303 1500 2110 15 000000	HS BOYS BASKETBALL TRS	2,500.00	173.84	1,010.68	1,489.32	0.00	1,576.60	40.43%
10 E 204 1500 2110 20 000000	JH BOYS BASKETBALL TRS	1,000.00	80.18	466.08	533.92	0.00	726.80	46.61%
10 E 204 1500 2110 21 000000	JH BOYS BASEBALL TRS 9%	500.00	34.01	197.65	302.35	0.00	308.20	39.53%
10 E 204 1500 2110 22 000000	JH SOFTBALL TRS 9%	400.00	32.00	186.16	213.84	0.00	290.80	46.54%
10 E 204 1500 2110 26 000000	JH BOYS TRACK TRS 9%	500.00	24.90	144.84	355.16	0.00	226.20	28.97%
10 E 204 1500 2110 27 000000	JH BOYS CROSS COUNTRY	500.00	31.58	183.68	316.32	0.00	286.80	36.74%
10 E 303 1500 2110 31 000000	HS GIRLS BASKETBALL TRS	700.00	0.00	88.52	611.48	0.00	641.92	12.65%
10 E 303 1500 2110 32 000000	HS GIRLS CROSS COUNTRY	600.00	46.18	268.76	331.24	0.00	420.20	44.79%
10 E 303 1500 2110 33 000000	HS GIRLS TRACK TRS 9%	900.00	-178.28	107.78	792.22	0.00	539.00	11.98%
10 E 303 1500 2110 34 000000	HS GIRLS GOLF TRS 9%	500.00	44.54	258.92	241.08	0.00	403.80	51.78%
10 E 303 1500 2110 35 000000	HS GIRLS TENNIS TRS 9%	500.00	0.00	0.00	500.00	0.00	0.00	0.00%
10 E 204 1500 2110 40 000000	JH GIRLS BASKETBALL TRS	500.00	35.64	207.97	292.03	0.00	326.21	41.59%
10 E 204 1500 2110 41 000000	JH GIRLS TRACK TRS 9%	600.00	80.18	550.95	49.05	0.00	508.92	91.83%
10 E 000 1500 2120 00 000000	ATHL: IMRF	1,500.00	129.40	788.73	711.27	0.00	1,457.57	52.58%
10 E 000 1500 2120 00 000001	ATHL: IMRF	600.00	69.50	207.52	392.48	0.00	492.79	34.59%
10 E 303 1500 2120 05 000000	HS Boys Track IMRF	1,500.00	0.00	254.65	1,245.35	0.00	328.90	16.98%
10 E 303 1500 2120 31 000000	HS GIRLS BASKETBALL	225.00	54.12	108.24	116.76	0.00	196.16	48.11%
10 E 303 1500 2120 33 000000	HS GIRLS TRACK IMRF	500.00	0.00	0.00	500.00	0.00	196.20	0.00%
10 E 303 1500 2120 36 000000	HS Girls Soccer IMRF	500.00	0.00	178.24	321.76	0.00	328.94	35.65%
10 E 000 1500 2170 00 000000	ATHL: TRS .58%	100.00	5.38	31.28	68.72	0.00	48.80	31.28%
10 E 000 1500 2170 00 000001	ATHL: TRS .58%	150.00	5.58	14.76	135.24	0.00	73.35	9.84%
10 E 303 1500 2170 01 000000	HS FOOTBALL TRS .58%	200.00	11.50	66.80	133.20	0.00	103.99	33.40%
10 E 303 1500 2170 05 000000	HS BOYS TRACK TRS .58%	100.00	3.80	24.41	75.59	0.00	32.19	24.41%
10 E 303 1500 2170 07 000000	HS BASEBALL TRS .58%	100.00	7.93	40.54	59.46	0.00	57.43	40.54%
10 E 303 1500 2170 08 000000	HS SOFTBALL TRS .58%	100.00	6.30	36.64	63.36	0.00	57.20	36.64%
10 E 303 1500 2170 09 000000	HS FISHING TRS .58%	50.00	0.00	0.00	50.00	0.00	0.00	0.00%
10 E 303 1500 2170 10 000000	HS Bowling TRS .58%	50.00	4.68	19.78	30.22	0.00	28.40	39.56%
10 E 303 1500 2170 11 000000	HS VOLLEYBALL TRS .58%	50.00	0.00	0.00	50.00	0.00	0.00	0.00%
10 E 303 1500 2170 12 000000	HS BOYS GOLF TRS .58%	50.00	1.53	1.53	48.47	0.00	0.00	3.06%
10 E 303 1500 2170 14 000000	HS DANCE/POM TRS .58%	75.00	6.48	37.72	37.28	0.00	59.00	50.29%
10 E 303 1500 2170 15 000000	HS BOYS BASKETBALL TRS	150.00	11.20	65.16	84.84	0.00	101.80	43.44%

Expenses Monthly Short

Fiscal Year: 2025-2026
Month: December

MARION CUSD #2, IL

Account Number	Account Description	Original Budget	CY Monthly Activity	CYTD Activity	YTD Unexpended	YTD Encumbranc	Prior Fiscal Year	% of Budget
10 - EDUCATIONAL FUND								
10 E 204 1500 2170 20 000000	JH BOYS BASKETBALL TRS	50.00	5.18	30.08	19.92	0.00	46.81	60.16%
10 E 204 1500 2170 21 000000	JH BASEBALL TRS .58%	50.00	2.20	12.76	37.24	0.00	19.80	25.52%
10 E 204 1500 2170 22 000000	JH SOFTBALL TRS .58%	50.00	2.06	12.00	38.00	0.00	18.80	24.00%
10 E 204 1500 2170 24 000000	JH CHEERLEADING TRS .	25.00	0.00	0.00	25.00	0.00	1.99	0.00%
10 E 204 1500 2170 26 000000	JH BOYS TRACK TRS .58%	50.00	1.60	9.32	40.68	0.00	14.60	18.64%
10 E 204 1500 2170 27 000000	JH BOYS CROSS COUNTRY	50.00	2.04	11.84	38.16	0.00	18.40	23.68%
10 E 303 1500 2170 31 000000	HS GIRLS BASKETBALL TRS	50.00	0.00	5.71	44.29	0.00	41.44	11.42%
10 E 303 1500 2170 32 000000	HS GIRLS CROSS COUNTRY	50.00	2.98	17.36	32.64	0.00	27.20	34.72%
10 E 303 1500 2170 33 000000	HS GIRLS TRACK TRS .58%	50.00	-11.50	6.98	43.02	0.00	34.80	13.96%
10 E 303 1500 2170 34 000000	HS GIRLS GOLF TRS .58%	50.00	2.88	16.72	33.28	0.00	26.00	33.44%
10 E 303 1500 2170 35 000000	HS GIRLS TENNIS TRS .	50.00	0.00	0.00	50.00	0.00	0.00	0.00%
10 E 204 1500 2170 40 000000	JH GIRLS BASKETBALL TRS	50.00	2.30	13.39	36.61	0.00	20.94	26.78%
10 E 204 1500 2170 41 000000	JH GIRLS TRACK TRS .58%	50.00	5.18	35.60	14.40	0.00	32.88	71.20%
10 E 000 1500 2220 00 000001	HS Health Insurance	700.00	48.24	110.52	589.48	0.00	558.27	15.79%
10 E 303 1500 2220 10 000000	HS BOWLING HEALTH INS	0.00	22.30	22.30	-22.30	0.00	0.00	
10 E 303 1500 2220 15 000000	10 E 303 1500 2220 15	1,500.00	142.37	850.71	649.29	0.00	1,218.95	56.71%
10 E 303 1500 2220 33 000000	HS Girls Track Health	50.00	0.00	0.00	50.00	0.00	0.00	0.00%
10 E 000 1500 2250 00 000000	ATHL: HEALTH INS .5%	200.00	14.58	84.76	115.24	0.00	132.20	42.38%
10 E 000 1500 2250 00 000001	ATHL: HEAL.INS. .5%	250.00	15.09	39.85	210.15	0.00	197.62	15.94%
10 E 303 1500 2250 01 000000	HS FOOTBALL TRS HEALTH	425.00	31.12	180.64	244.36	0.00	280.80	42.50%
10 E 303 1500 2250 05 000000	HS BOYS TRACK TRS	100.00	10.30	66.07	33.93	0.00	87.08	66.07%
10 E 303 1500 2250 07 000000	HS BASEBALL TRS HEALTH	200.00	21.46	109.68	90.32	0.00	154.54	54.84%
10 E 303 1500 2250 08 000000	HS SOFTBALL TRS HEALTH	200.00	17.04	99.08	100.92	0.00	154.60	49.54%
10 E 303 1500 2250 09 000000	HS FISHING TRS HEALTH	50.00	0.00	0.00	50.00	0.00	0.00	0.00%
10 E 303 1500 2250 10 000000	HS Bowling TRS Health	100.00	12.62	53.42	46.58	0.00	76.80	53.42%
10 E 303 1500 2250 11 000000	HS VOLLEYBALL TRS	100.00	0.00	0.00	100.00	0.00	0.00	0.00%
10 E 303 1500 2250 12 000000	HS BOYS GOLF TRS HEALTH	100.00	4.15	4.15	95.85	0.00	0.00	4.15%
10 E 303 1500 2250 14 000000	HS DANCE/POM TRS HEALTH	200.00	17.56	102.20	97.80	0.00	159.79	51.10%
10 E 303 1500 2250 15 000000	HS BOYS BASKETBALL TRS	425.00	30.32	176.28	248.72	0.00	275.00	41.48%
10 E 204 1500 2250 20 000000	JH BOYS BASKETBALL TRS	200.00	13.98	81.28	118.72	0.00	126.80	40.64%
10 E 204 1500 2250 21 000000	JH BASEBALL TRS HEALTH	150.00	5.94	34.48	115.52	0.00	53.62	22.99%
10 E 204 1500 2250 22 000000	JH SOFTBALL TRS HEALTH	100.00	5.58	32.48	67.52	0.00	50.80	32.48%

Expenses Monthly Short

Fiscal Year: 2025-2026
 Month: December

MARION CUSD #2, IL

Account Number	Account Description	Original Budget	CY Monthly Activity	CYTD Activity	YTD Unexpended	YTD Encumbranc	Prior Fiscal Year	% of Budget
10 - EDUCATIONAL FUND								
10 E 204 1500 2250 24 000000	JH CHEERLEADING TRS	50.00	0.00	0.00	50.00	0.00	2.30	0.00%
10 E 204 1500 2250 26 000000	JH BOYS TRACK TRS	100.00	4.34	25.24	74.76	0.00	39.41	25.24%
10 E 204 1500 2250 27 000000	JH BOYS CROSS COUNTRY	100.00	5.52	32.08	67.92	0.00	50.00	32.08%
10 E 303 1500 2250 31 000000	HS GIRLS BASKETBALL TRS	125.00	0.00	15.44	109.56	0.00	112.00	12.35%
10 E 303 1500 2250 32 000000	HS GIRLS CC TRS HEALTH	100.00	8.06	46.92	53.08	0.00	73.39	46.92%
10 E 303 1500 2250 33 000000	HS GIRLS TRACK TRS	150.00	-31.10	18.78	131.22	0.00	94.00	12.52%
10 E 303 1500 2250 34 000000	HS GIRLS GOLF TRS	100.00	7.76	45.12	54.88	0.00	70.41	45.12%
10 E 303 1500 2250 35 000000	HS GIRLS TENNIS TRS	100.00	0.00	0.00	100.00	0.00	0.00	0.00%
10 E 204 1500 2250 40 000000	JH GIRLS BASKETBALL TRS	100.00	6.22	36.16	63.84	0.00	56.40	36.16%
10 E 204 1500 2250 41 000000	JH GIRLS TRACK TRS	100.00	14.00	96.19	3.81	0.00	88.86	96.19%
10 E 303 1500 3120 00 000000	IHSA - CONTRACTUAL	15,000.00	0.00	1,048.10	13,951.90	0.00	9,341.68	6.99%
10 E 000 1500 3190 00 000000	ATHLETIC PURCHASED	45,000.00	9,000.00	11,385.00	33,615.00	0.00	35,837.55	25.30%
10 E 303 1500 3190 01 000000	HS FOOTBALL OFFICIALS	5,000.00	0.00	6,470.00	-1,470.00	0.00	4,800.00	129.
10 E 303 1500 3190 02 000000	HS BOYS CROSS COUNTRY	150.00	0.00	0.00	150.00	0.00	120.00	0.00%
10 E 000 1500 3190 04 000000	HS BOYS SOCCER	3,100.00	0.00	3,575.00	-475.00	0.00	2,190.00	115.
10 E 000 1500 3190 05 000000	HS BOYS TRACK OFFICIALS	200.00	0.00	0.00	200.00	0.00	0.00	0.00%
10 E 000 1500 3190 06 000000	WRESTLING OFFICIALS	2,500.00	100.00	100.00	2,400.00	0.00	1,570.00	4.00%
10 E 000 1500 3190 07 000000	BASEBALL OFFICIALS	5,000.00	0.00	0.00	5,000.00	0.00	5,910.00	0.00%
10 E 000 1500 3190 08 000000	SOFTBALL OFFICIALS	3,500.00	0.00	0.00	3,500.00	0.00	3,070.00	0.00%
10 E 000 1500 3190 11 000000	VOLLEYBALL OFFICIALS	3,000.00	0.00	2,010.00	990.00	0.00	2,585.00	67.00%
10 E 000 1500 3190 15 000000	HS BOYS BASKEBALL	8,000.00	0.00	0.00	8,000.00	0.00	7,745.00	0.00%
10 E 000 1500 3190 20 000000	JH BOYS BASKETBALL	2,500.00	240.00	240.00	2,260.00	0.00	1,964.99	9.60%
10 E 000 1500 3190 21 000000	JH BASEBALL OFFICIALS	1,700.00	0.00	1,220.80	479.20	0.00	600.00	71.81%
10 E 000 1500 3190 22 000000	JH SOFTBALL OFFICIALS	2,000.00	200.00	1,740.00	260.00	0.00	1,200.00	87.00%
10 E 000 1500 3190 23 000000	JH VOLLEYBALL OFFICIALS	1,500.00	0.00	0.00	1,500.00	0.00	1,515.00	0.00%
10 E 000 1500 3190 26 000000	JH BOYS TRACK OFFICIALS	1,000.00	0.00	0.00	1,000.00	0.00	200.00	0.00%
10 E 000 1500 3190 27 000000	JH BOYS CROSS COUNTRY	500.00	0.00	0.00	500.00	0.00	325.00	0.00%
10 E 000 1500 3190 31 000000	HS GIRLS BASKETBALL	5,000.00	420.00	420.00	4,580.00	0.00	4,015.00	8.40%
10 E 000 1500 3190 32 000000	HS GIRLS CROSS COUNTRY	0.00	0.00	220.00	-220.00	0.00	0.00	
10 E 000 1500 3190 33 000000	HS GIRLS TRACK	1,000.00	0.00	0.00	1,000.00	0.00	645.00	0.00%
10 E 000 1500 3190 36 000000	HS GIRLS SOCCER	3,000.00	0.00	168.00	2,832.00	0.00	1,785.00	5.60%
10 E 000 1500 3190 40 000000	JH GIRLS BASKETBALL	1,700.00	240.00	240.00	1,460.00	0.00	1,595.00	14.12%

Expenses Monthly Short

Fiscal Year: 2025-2026
 Month: December

MARION CUSD #2, IL

Account Number	Account Description	Original Budget	CY Monthly Activity	CYTD Activity	YTD Unexpended	YTD Encumbranc	Prior Fiscal Year	% of Budget
10 - EDUCATIONAL FUND								
10 E 000 1500 3230 00 000000	ATHL: REPAIR OF EQUIP	5,000.00	300.00	300.00	4,700.00	0.00	1,302.50	6.00%
10 E 000 1500 3230 01 000000	FOOTBALL REPAIR OF	5,000.00	0.00	1,020.00	3,980.00	0.00	0.00	20.40%
10 E 000 1500 3320 00 000000	ATHL: TRAVEL	2,000.00	0.00	0.00	2,000.00	0.00	159.74	0.00%
10 E 000 1500 3320 01 000000	FOOTBALL TRAVEL	3,000.00	0.00	0.00	3,000.00	0.00	2,883.20	0.00%
10 E 000 1500 3320 02 000000	HS BOYS CROSS COUNTRY	3,500.00	900.90	4,511.20	-1,011.20	0.00	3,361.24	128.
10 E 000 1500 3320 03 000000	HS BOYS TENNIS TRAVEL	4,000.00	0.00	0.00	4,000.00	0.00	1,804.90	0.00%
10 E 000 1500 3320 04 000000	HS BOYS SOCCER TRAVEL	4,000.00	0.00	0.00	4,000.00	0.00	0.00	0.00%
10 E 000 1500 3320 05 000000	HS BOYS TRACK TRAVEL	4,000.00	0.00	0.00	4,000.00	0.00	2,933.23	0.00%
10 E 000 1500 3320 06 000000	WRESTLING TRAVEL	6,000.00	0.00	0.00	6,000.00	322.33	6,072.67	0.00%
10 E 303 1500 3320 08 000000	MHS Softball Travel	1,500.00	0.00	0.00	1,500.00	0.00	1,357.89	0.00%
10 E 000 1500 3320 09 000000	MHS BASS TEAM TRAVEL	1,500.00	0.00	0.00	1,500.00	0.00	0.00	0.00%
10 E 000 1500 3320 10 000000	BOWLING TRAVEL	800.00	0.00	0.00	800.00	0.00	728.22	0.00%
10 E 000 1500 3320 12 000000	HS BOYS GOLF TRAVEL	1,000.00	0.00	0.00	1,000.00	0.00	-98.00	0.00%
10 E 000 1500 3320 13 000000	MHS Cheerleader Travel	1,000.00	0.00	0.00	1,000.00	0.00	0.00	0.00%
10 E 000 1500 3320 14 000000	DANCE/POM PON TRAVEL	4,500.00	150.00	300.00	4,200.00	0.00	3,319.38	6.67%
10 E 000 1500 3320 15 000000	HS BOYS BASKETBALL	6,000.00	0.00	0.00	6,000.00	0.00	2,202.40	0.00%
10 E 000 1500 3320 16 000000	E SPORTS TRAVEL	1,000.00	0.00	34.99	965.01	0.00	1,060.75	3.50%
10 E 000 1500 3320 25 000000	JH DANCE/POM PON TRAVEL	200.00	0.00	200.00	0.00	0.00	0.00	100.
10 E 000 1500 3320 31 000000	HS GIRLS BASKETBALL	1,500.00	0.00	0.00	1,500.00	0.00	1,245.44	0.00%
10 E 000 1500 3320 32 000000	HS GIRLS CROSS COUNTRY	1,700.00	584.56	1,785.50	-85.50	0.00	1,627.48	105.
10 E 000 1500 3320 33 000000	HS GIRLS TRACK TRAVEL	1,000.00	0.00	0.00	1,000.00	0.00	2,893.14	0.00%
10 E 000 1500 3320 34 000000	HS GIRLS GOLF TRAVEL	4,000.00	0.00	588.74	3,411.26	0.00	1,934.26	14.72%
10 E 000 1500 3320 35 000000	HS GIRLS TENNIS TRAVEL	3,000.00	0.00	1,659.45	1,340.55	0.00	1,250.54	55.32%
10 E 000 1500 3600 00 000000	ATHL: PRINTING	3,000.00	101.75	557.50	2,442.50	0.00	2,307.00	18.58%
10 E 000 1500 3600 01 000000	FOOTBALL PRINTING	4,000.00	2,719.20	2,719.20	1,280.80	0.00	2,744.20	67.98%
10 E 000 1500 4100 00 000000	ATHL: SUPPLIES	20,000.00	335.93	3,039.91	16,960.09	1,034.96	18,186.92	15.20%
10 E 000 1500 4100 01 000000	FOOTBALL SUPPLIES	22,000.00	0.00	12,840.12	9,159.88	0.00	21,829.41	58.36%
10 E 000 1500 4100 02 000000	HS BOYS CROSS COUNTRY	1,500.00	0.00	1,548.00	-48.00	0.00	0.00	103.
10 E 000 1500 4100 03 000000	HS BOYS TENNIS SUPPLIES	2,000.00	0.00	1,075.00	925.00	0.00	1,246.54	53.75%
10 E 000 1500 4100 04 000000	HS BOYS SOCCER SUPPLIES	4,000.00	0.00	1,364.40	2,635.60	0.00	1,660.00	34.11%
10 E 000 1500 4100 05 000000	HS BOYS TRACK SUPPLIES	5,000.00	205.45	205.45	4,794.55	0.00	4,145.95	4.11%
10 E 000 1500 4100 06 000000	WRESTLING SUPPLIES	2,000.00	4,575.00	6,521.74	-4,521.74	0.00	972.00	326.

Expenses Monthly Short

Fiscal Year: 2025-2026
 Month: December

MARION CUSD #2, IL

Account Number	Account Description	Original Budget	CY Monthly Activity	CYTD Activity	YTD Unexpended	YTD Encumbranc	Prior Fiscal Year	% of Budget
10 - EDUCATIONAL FUND								
10 E 000 1500 4100 07 000000	BASEBALL SUPPLIES	4,000.00	1,433.30	1,433.30	2,566.70	0.00	3,470.72	35.83%
10 E 000 1500 4100 08 000000	SOFTBALL SUPPLIES	2,500.00	0.00	0.00	2,500.00	0.00	6,043.22	0.00%
10 E 000 1500 4100 09 000000	FISHING SUPPLIES	1,000.00	0.00	0.00	1,000.00	0.00	1,995.00	0.00%
10 E 000 1500 4100 10 000000	BOWLING SUPPLIES	1,500.00	0.00	599.38	900.62	0.00	221.31	39.96%
10 E 000 1500 4100 11 000000	VOLLEYBALL SUPPLIES	3,000.00	0.00	889.98	2,110.02	0.00	9,617.81	29.67%
10 E 000 1500 4100 12 000000	HS BOYS GOLF SUPPLIES	1,500.00	0.00	280.00	1,220.00	2,865.00	1,360.81	18.67%
10 E 000 1500 4100 13 000000	CHEERLEADING SUPPLIES	4,000.00	0.00	0.00	4,000.00	0.00	0.00	0.00%
10 E 000 1500 4100 14 000000	DANCE/POM PON SUPPLIES	4,000.00	0.00	0.00	4,000.00	0.00	597.54	0.00%
10 E 000 1500 4100 15 000000	HS BOYS BASKETBALL	6,000.00	0.00	1,559.30	4,440.70	0.00	5,868.70	25.99%
10 E 000 1500 4100 16 000000	E SPORTS SUPPLIES	3,000.00	0.00	0.00	3,000.00	0.00	3,168.97	0.00%
10 E 000 1500 4100 20 000000	JH BOYS BASKETBALL	3,000.00	0.00	471.75	2,528.25	0.00	3,825.00	15.73%
10 E 000 1500 4100 21 000000	JH BASEBALL SUPPLIES	3,000.00	0.00	1,155.20	1,844.80	0.00	1,379.80	38.51%
10 E 000 1500 4100 22 000000	JH SOFTBALL SUPPLIES	2,200.00	0.00	1,110.30	1,089.70	0.00	1,391.02	50.47%
10 E 000 1500 4100 23 000000	JH VOLLEYBALL SUPPLIES	1,000.00	0.00	1,954.00	-954.00	0.00	312.49	195.
10 E 000 1500 4100 24 000000	JH CHEERLEADING	1,000.00	1,000.00	1,000.00	0.00	0.00	0.00	100.
10 E 000 1500 4100 25 000000	JH DANCE/POM PON	2,000.00	0.00	1,360.75	639.25	0.00	0.00	68.04%
10 E 000 1500 4100 26 000000	JH BOYS TRACK SUPPLIES	1,500.00	0.00	0.00	1,500.00	0.00	2,976.78	0.00%
10 E 000 1500 4100 27 000000	JH BOYS CROSS COUNTRY	1,000.00	0.00	0.00	1,000.00	0.00	5,112.90	0.00%
10 E 000 1500 4100 31 000000	HS GIRLS BASKETBALL	5,000.00	0.00	7,250.25	-2,250.25	0.00	7,200.60	145.
10 E 000 1500 4100 32 000000	HS GIRLS CROSS COUNTRY	1,000.00	0.00	0.00	1,000.00	0.00	0.00	0.00%
10 E 000 1500 4100 33 000000	HS GIRLS TRACK SUPPLIES	3,000.00	205.45	205.45	2,794.55	199.00	1,488.80	6.85%
10 E 000 1500 4100 34 000000	HS GIRLS GOLF SUPPLIES	1,000.00	0.00	54.00	946.00	0.00	724.80	5.40%
10 E 000 1500 4100 35 000000	HS GIRLS TENNIS	1,500.00	0.00	1,250.00	250.00	0.00	9,699.97	83.33%
10 E 000 1500 4100 36 000000	HS GIRLS SOCCER	3,000.00	0.00	0.00	3,000.00	0.00	6,390.95	0.00%
10 E 000 1500 4100 40 000000	JH GIRLS BASKETBALL	2,000.00	302.99	302.99	1,697.01	0.00	0.00	15.15%
10 E 000 1500 4100 41 000000	JH GIRLS TRACK SUPPLIES	3,000.00	0.00	0.00	3,000.00	0.00	2,955.33	0.00%
10 E 000 1500 4100 42 000000	JH GIRLS CROSS COUNTRY	150.00	0.00	0.00	150.00	0.00	135.99	0.00%
10 E 000 1500 4110 00 000000	ATHL: AWARDS	9,500.00	0.00	7,970.62	1,529.38	0.00	0.00	83.90%
10 E 000 1500 4110 01 000000	FOOTBALL AWARDS	300.00	0.00	435.88	-135.88	0.00	186.00	145.
10 E 000 1500 4110 02 000000	HS BOYS CROSS COUNTRY	200.00	0.00	221.50	-21.50	0.00	122.25	110.
10 E 000 1500 4110 03 000000	HS BOYS TENNIS AWARDS	300.00	0.00	569.63	-269.63	0.00	229.00	189.
10 E 000 1500 4110 04 000000	HS BOYS SOCCER AWARDS	400.00	0.00	133.75	266.25	0.00	383.88	33.44%

Expenses Monthly Short

Fiscal Year: 2025-2026
 Month: December

MARION CUSD #2, IL

Account Number	Account Description	Original Budget	CY Monthly Activity	CYTD Activity	YTD Unexpended	YTD Encumbranc	Prior Fiscal Year	% of Budget
10 - EDUCATIONAL FUND								
10 E 000 1500 4110 05 000000	HS BOYS TRACK AWARDS	300.00	0.00	191.13	108.87	0.00	256.00	63.71%
10 E 000 1500 4110 06 000000	WRESTLING AWARDS	400.00	0.00	37.50	362.50	0.00	396.00	9.38%
10 E 000 1500 4110 07 000000	BASEBALL AWARDS	200.00	0.00	458.01	-258.01	0.00	208.00	229.
10 E 000 1500 4110 08 000000	SOFTBALL AWARDS	200.00	0.00	212.50	-12.50	0.00	31.00	106.
10 E 000 1500 4110 09 000000	FISHING AWARDS	100.00	0.00	223.75	-123.75	0.00	62.00	223.
10 E 000 1500 4110 10 000000	BOWLING AWARDS	225.00	0.00	18.75	206.25	0.00	212.75	8.33%
10 E 000 1500 4110 11 000000	VOLLEYBALL AWARDS	250.00	0.00	503.01	-253.01	0.00	159.75	201.
10 E 000 1500 4110 12 000000	HS BOYS GOLF AWARDS	100.00	0.00	204.00	-104.00	0.00	0.00	204.
10 E 000 1500 4110 13 000000	CHEERLEADING AWARDS	150.00	0.00	96.25	53.75	0.00	47.75	64.17%
10 E 000 1500 4110 14 000000	DANCE/POM PON AWARDS	200.00	0.00	46.50	153.50	0.00	108.50	23.25%
10 E 000 1500 4110 15 000000	HS BOYS BASKETBALL	250.00	0.00	145.00	105.00	0.00	93.00	58.00%
10 E 000 1500 4110 21 000000	JH BASEBALL AWARDS	100.00	67.75	67.75	32.25	0.00	0.00	67.75%
10 E 000 1500 4110 22 000000	JH SOFTBALL AWARDS	200.00	0.00	0.00	200.00	0.00	171.10	0.00%
10 E 000 1500 4110 23 000000	JH VOLLEYBALL AAWARDS	250.00	0.00	0.00	250.00	0.00	259.00	0.00%
10 E 000 1500 4110 24 000000	JH CHEERLEADING AWARDS	250.00	0.00	0.00	250.00	0.00	221.30	0.00%
10 E 000 1500 4110 25 000000	JH DANCE/POM PON AWARDS	300.00	0.00	0.00	300.00	0.00	0.00	0.00%
10 E 000 1500 4110 26 000000	JH BOYS TRACK AWARDS	300.00	0.00	0.00	300.00	0.00	181.00	0.00%
10 E 000 1500 4110 27 000000	JH BOYS CROSS COUNTRY	500.00	0.00	410.76	89.24	0.00	433.63	82.15%
10 E 000 1500 4110 31 000000	HS GIRLS BASKETBALL	100.00	0.00	75.00	25.00	0.00	99.25	75.00%
10 E 000 1500 4110 32 000000	HS GIRLS CROSS COUNTRY	100.00	0.00	46.50	53.50	0.00	59.50	46.50%
10 E 000 1500 4110 33 000000	HS GIRLS TRACK AWARDS	150.00	0.00	269.88	-119.88	0.00	-261.81	179.
10 E 000 1500 4110 34 000000	HS GIRLS GOLF AWARDS	100.00	0.00	62.25	37.75	0.00	31.00	62.25%
10 E 000 1500 4110 35 000000	HS GIRLS TENNIS AWARDS	300.00	0.00	77.50	222.50	0.00	93.00	25.83%
10 E 000 1500 4110 36 000000	HS GIRLS SOCCER AWARDS	250.00	0.00	0.00	250.00	0.00	101.00	0.00%
10 E 000 1500 4110 40 000000	JH GIRLS BASKETBALL	300.00	0.00	0.00	300.00	0.00	162.26	0.00%
10 E 000 1500 4120 01 000000	FOOTBALL MEALS	1,100.00	0.00	771.82	328.18	0.00	1,081.32	70.17%
10 E 000 1500 4120 02 000000	HS BOYS CROSS COUNTRY	3,000.00	443.00	1,733.61	1,266.39	0.00	2,741.90	57.79%
10 E 000 1500 4120 03 000000	HS BOYS TENNIS MEALS	2,000.00	0.00	154.00	1,846.00	0.00	1,015.91	7.70%
10 E 000 1500 4120 04 000000	HS BOYS SOCCER MEALS	2,000.00	945.00	1,134.00	866.00	0.00	273.00	56.70%
10 E 000 1500 4120 05 000000	HS BOYS TRACK	2,000.00	0.00	408.34	1,591.66	0.00	1,390.00	20.42%
10 E 000 1500 4120 06 000000	WRESTLING AWARDS/MEALS	3,600.00	0.00	0.00	3,600.00	0.00	3,671.00	0.00%
10 E 000 1500 4120 07 000000	BASEBALL AWARDS/MEALS	500.00	0.00	441.00	59.00	0.00	524.00	88.20%

Expenses Monthly Short

Fiscal Year: 2025-2026
 Month: December

MARION CUSD #2, IL

Account Number	Account Description	Original Budget	CY Monthly Activity	CYTD Activity	YTD Unexpended	YTD Encumbranc	Prior Fiscal Year	% of Budget
10 - EDUCATIONAL FUND								
10 E 000 1500 4120 08 000000	SOFTBALL AWARDS/MEALS	1,000.00	0.00	616.00	384.00	0.00	889.00	61.60%
10 E 000 1500 4120 09 000000	FISHING AWARDS/MEALS	500.00	0.00	0.00	500.00	0.00	126.00	0.00%
10 E 000 1500 4120 10 000000	BOWLING AWARDS/MEALS	500.00	0.00	0.00	500.00	0.00	489.85	0.00%
10 E 000 1500 4120 11 000000	VOLLEYBALL AWARDS/MEALS	500.00	0.00	0.00	500.00	0.00	280.00	0.00%
10 E 000 1500 4120 12 000000	HS BOYS GOLF	500.00	0.00	201.00	299.00	0.00	182.00	40.20%
10 E 000 1500 4120 13 000000	CHEERLEADING	1,000.00	0.00	0.00	1,000.00	0.00	190.25	0.00%
10 E 000 1500 4120 14 000000	DANCE/POM PON	2,000.00	0.00	0.00	2,000.00	0.00	1,387.00	0.00%
10 E 000 1500 4120 15 000000	HS BOYS BASKETBALL	3,500.00	0.00	0.00	3,500.00	0.00	2,544.65	0.00%
10 E 000 1500 4120 16 000000	E SPORTS MEALS	600.00	0.00	0.00	600.00	0.00	563.13	0.00%
10 E 000 1500 4120 20 000000	JH BOYS BASKETBALL	275.00	0.00	0.00	275.00	0.00	238.00	0.00%
10 E 000 1500 4120 22 000000	JH SOFTBALL	200.00	0.00	203.00	-3.00	0.00	189.00	101.
10 E 000 1500 4120 23 000000	JH VOLLEYBALL	100.00	0.00	0.00	100.00	0.00	0.00	0.00%
10 E 000 1500 4120 26 000000	JH BOYS TRACK	1,300.00	0.00	0.00	1,300.00	0.00	1,287.36	0.00%
10 E 000 1500 4120 31 000000	HS GIRLS BASKETBALL	1,500.00	0.00	0.00	1,500.00	0.00	1,426.39	0.00%
10 E 000 1500 4120 32 000000	HS GIRLS CROSS COUNTRY	1,000.00	132.00	546.81	453.19	0.00	671.52	54.68%
10 E 000 1500 4120 33 000000	HS GIRLS TRACK	2,500.00	0.00	385.00	2,115.00	0.00	3,014.00	15.40%
10 E 000 1500 4120 34 000000	HS GIRLS GOLF	1,000.00	62.36	973.85	26.15	0.00	948.00	97.39%
10 E 000 1500 4120 35 000000	HS GIRLS TENNIS	1,000.00	252.00	3,339.00	-2,339.00	0.00	787.00	333.
10 E 000 1500 4120 36 000000	GIRLS SOCCER MEALS	300.00	0.00	0.00	300.00	0.00	189.00	0.00%
10 E 303 1500 4120 36 000000	HS GIRLS SOCCER MEALS	0.00	0.00	0.00	0.00	0.00	63.99	
10 E 000 1500 4120 40 000000	JH GIRLS BASKETBALL	100.00	0.00	0.00	100.00	0.00	0.00	0.00%
10 E 000 1500 5400 00 000000	ATHL: CAP OUT	15,000.00	2,949.94	5,997.91	9,002.09	0.00	15,440.83	39.99%
10 E 000 1500 5400 02 000000	BOYS CROSS COUNTRY CAP	500.00	0.00	0.00	500.00	0.00	0.00	0.00%
10 E 000 1500 5400 05 000000	HS BOYS TRACK CAPITAL	3,000.00	0.00	0.00	3,000.00	1,077.75	2,412.24	0.00%
10 E 000 1500 5400 06 000000	WRESTLING CAPITAL	1,000.00	0.00	0.00	1,000.00	0.00	0.00	0.00%
10 E 000 1500 5400 07 000000	BASEBALL CAPITAL OUTLAY	1,500.00	0.00	0.00	1,500.00	0.00	1,411.85	0.00%
10 E 000 1500 5400 08 000000	SOFTBALL CAPITAL OUTLAY	500.00	0.00	0.00	500.00	0.00	0.00	0.00%
10 E 000 1500 5400 11 000000	VOLLEYBALL CAPITAL	500.00	0.00	0.00	500.00	0.00	0.00	0.00%
10 E 000 1500 5400 26 000000	JH BOYS TRACK CAPITAL	1,000.00	0.00	0.00	1,000.00	0.00	5,014.98	0.00%
10 E 000 1500 5400 33 000000	HS GIRLS TRACK CAPTIAL	500.00	0.00	0.00	500.00	1,077.75	0.00	0.00%
10 E 000 1500 6400 00 000000	ATHL: DUES/FEES	20,000.00	0.00	15,010.00	4,990.00	0.00	13,317.45	75.05%
10 E 000 1500 6400 01 000000	FOOTBALL DUES/FEES	2,400.00	0.00	2,000.00	400.00	0.00	0.00	83.33%

Expenses Monthly Short

Fiscal Year: 2025-2026
 Month: December

MARION CUSD #2, IL

Account Number	Account Description	Original Budget	CY Monthly Activity	CYTD Activity	YTD Unexpended	YTD Encumbranc	Prior Fiscal Year	% of Budget
10 - EDUCATIONAL FUND								
10 E 000 1500 6400 02 000000	HS BOYS CROSS COUNTRY	1,500.00	0.00	844.60	655.40	0.00	487.50	56.31%
10 E 000 1500 6400 03 000000	HS BOYS TENNIS	200.00	0.00	0.00	200.00	0.00	-50.00	0.00%
10 E 000 1500 6400 04 000000	HS BOYS SOCCER	2,800.00	0.00	2,650.00	150.00	0.00	815.00	94.64%
10 E 000 1500 6400 05 000000	HS BOYS TRACK DUES/FEES	3,500.00	0.00	135.00	3,365.00	0.00	2,002.02	3.86%
10 E 000 1500 6400 06 000000	WRESTLING DUES/FEES	2,500.00	127.00	127.00	2,373.00	0.00	2,127.00	5.08%
10 E 000 1500 6400 07 000000	BASEBALL DUES/FEES	3,500.00	0.00	2,000.00	1,500.00	0.00	450.00	57.14%
10 E 000 1500 6400 08 000000	SOFTBALL DUES/FEES	2,700.00	0.00	2,000.00	700.00	0.00	475.00	74.07%
10 E 000 1500 6400 09 000000	FISHING DUES/FEES	800.00	0.00	0.00	800.00	0.00	250.00	0.00%
10 E 000 1500 6400 10 000000	BOWLING DUES/FEES	1,800.00	350.00	350.00	1,450.00	0.00	1,695.00	19.44%
10 E 000 1500 6400 11 000000	VOLLEYBALL DUES/FEES	3,000.00	0.00	2,675.00	325.00	0.00	525.00	89.17%
10 E 000 1500 6400 12 000000	HS BOYS GOLF DUES/FEES	1,500.00	0.00	1,068.00	432.00	0.00	1,339.00	71.20%
10 E 000 1500 6400 14 000000	DANCE/POM PON DUES AND	450.00	0.00	300.00	150.00	0.00	400.00	66.67%
10 E 000 1500 6400 15 000000	HS BOYS BASKETBALL	2,200.00	0.00	2,000.00	200.00	0.00	106.50	90.91%
10 E 000 1500 6400 16 000000	E SPORTS DUES FEES	200.00	0.00	0.00	200.00	0.00	200.00	0.00%
10 E 000 1500 6400 20 000000	JH BOYS BASKETBALL	900.00	100.00	100.00	800.00	0.00	856.50	11.11%
10 E 000 1500 6400 22 000000	JH SOFTBALL DUES AND	0.00	0.00	100.00	-100.00	0.00	0.00	
10 E 000 1500 6400 23 000000	JH VOLLEYBALL DUES/FEES	300.00	0.00	0.00	300.00	0.00	299.50	0.00%
10 E 000 1500 6400 25 000000	JH DANCE/POM POM	400.00	0.00	400.00	0.00	0.00	400.00	100.
10 E 000 1500 6400 26 000000	JH BOYS TRACK DUES/FEES	300.00	0.00	0.00	300.00	0.00	200.00	0.00%
10 E 000 1500 6400 27 000000	JH BOYS CROSS COUNTRY	400.00	0.00	275.00	125.00	0.00	273.00	68.75%
10 E 000 1500 6400 28 000000	JH Bowling Dues/Fees	400.00	0.00	0.00	400.00	0.00	300.00	0.00%
10 E 000 1500 6400 29 000000	JH Golf Dues/Fees	100.00	0.00	0.00	100.00	0.00	78.94	0.00%
10 E 000 1500 6400 31 000000	HS GIRLS BASKETBALL	2,500.00	0.00	2,000.00	500.00	0.00	450.00	80.00%
10 E 000 1500 6400 32 000000	HS GIRLS CROSS COUNTRY	500.00	0.00	275.00	225.00	0.00	337.50	55.00%
10 E 000 1500 6400 33 000000	HS GIRLS TRACK	3,000.00	0.00	0.00	3,000.00	0.00	2,985.98	0.00%
10 E 000 1500 6400 34 000000	HS GIRLS GOLF DUES/FEES	2,000.00	0.00	1,519.01	480.99	0.00	1,873.00	75.95%
10 E 000 1500 6400 35 000000	HS GIRLS TENNIS	150.00	0.00	185.00	-35.00	0.00	93.75	123.
10 E 000 1500 6400 36 000000	HS GIRLS SOCCER	2,650.00	0.00	2,000.00	650.00	0.00	390.00	75.47%
10 E 000 1500 6400 40 000000	JH GIRLS BASKETBALL	100.00	100.00	100.00	0.00	0.00	0.00	100.
10 E 000 1500 6400 42 000000	JH GIRLS CROSS COUNTRY	100.00	0.00	0.00	100.00	0.00	0.00	0.00%
10 E 000 1501 1120 00 000000	ADAMS: ATHL: COACHES	66,000.00	8,180.00	36,617.56	29,382.44	0.00	59,942.34	55.48%
10 E 000 1501 2110 00 000000	ADAMS: ATHL: TRS 9%	3,500.00	305.10	1,892.88	1,607.12	0.00	3,121.73	54.08%

Expenses Monthly Short

Fiscal Year: 2025-2026
 Month: December

MARION CUSD #2, IL

Account Number	Account Description	Original Budget	CY Monthly Activity	CYTD Activity	YTD Unexpended	YTD Encumbranc	Prior Fiscal Year	% of Budget
10 - EDUCATIONAL FUND								
10 E 000 1501 2120 00 000000	ADAMS: ATHL: IMRF	200.00	50.92	127.32	72.68	0.00	161.56	63.66%
10 E 000 1501 2170 00 000000	ADAMS: ATHL: TRS .58%	225.00	19.72	122.16	102.84	0.00	200.97	54.29%
10 E 000 1501 2220 00 000000	Adams: Athl Health Ins	2,500.00	215.50	1,322.26	1,177.74	0.00	2,448.74	52.89%
10 E 000 1501 2250 00 000000	ADAMS: ATHL: TRS INS	600.00	53.24	330.13	269.87	0.00	543.96	55.02%
10 E 000 1501 3190 00 000000	ADAMS: ATHL: OFFICIALS	10,000.00	970.00	3,979.57	6,020.43	0.00	8,479.57	39.80%
10 E 000 1501 4100 00 000000	ADAMS: ATHL: SUPPLIES	20,000.00	0.00	4,052.32	15,947.68	0.00	1,688.94	20.26%
10 E 000 1501 6400 00 000000	ADAMS: ATHL: DUES/FEES	2,500.00	549.87	1,349.70	1,150.30	0.00	1,719.64	53.99%
10 E 000 1600 1120 00 000002	JH SUM SCH SALARY:	15,000.00	0.00	0.00	15,000.00	0.00	12,629.70	0.00%
10 E 000 1600 1120 00 000003	HS SUM SCH SALARY:	20,000.00	0.00	0.00	20,000.00	0.00	19,157.13	0.00%
10 E 000 1600 2110 00 000002	JH SUMMER SCHHOL TRS 9%	1,500.00	0.00	0.00	1,500.00	0.00	1,250.85	0.00%
10 E 000 1600 2110 00 000003	HS SUMMER SCHOOL TRS 9%	2,000.00	0.00	0.00	2,000.00	0.00	1,716.63	0.00%
10 E 000 1600 2170 00 000002	JH SUMMER SCHOOL TRS .	100.00	0.00	0.00	100.00	0.00	80.57	0.00%
10 E 000 1600 2170 00 000003	HS SUMMER SCHOOL TRS .	150.00	0.00	0.00	150.00	0.00	110.74	0.00%
10 E 000 1600 2250 00 000002	JH SUMMER SCHOOL TRS	275.00	0.00	0.00	275.00	0.00	217.91	0.00%
10 E 000 1600 2250 00 000003	HS SUMMER SCHOOL TRS	350.00	0.00	0.00	350.00	0.00	299.49	0.00%
10 E 902 2110 1140 30 105000	Title I Adams	0.00	0.00	0.00	0.00	0.00	1,333.52	
10 E 902 2110 1140 30 107000	Title I Jefferson	0.00	0.00	0.00	0.00	0.00	2,667.00	
10 E 902 2110 1140 30 108000	Title I Lincoln	0.00	0.00	0.00	0.00	0.00	1,333.52	
10 E 902 2110 1140 30 110000	Title I Washington	0.00	0.00	0.00	0.00	0.00	1,333.44	
10 E 902 2110 2220 30 105000	AD TITLE I HEALTH INS	0.00	0.00	0.00	0.00	0.00	408.56	
10 E 902 2110 2220 30 107000	JE TITLE I HEALTH INS	0.00	0.00	0.00	0.00	0.00	817.12	
10 E 902 2110 2220 30 108000	LI TITLE I HEALTH INS	0.00	0.00	0.00	0.00	0.00	408.56	
10 E 902 2110 2220 30 110000	WA TITLE I HEALTH INS	0.00	0.00	0.00	0.00	0.00	408.54	
10 E 105 2122 1120 00 000000	ADAMS PUPIL SERV SALARY	165,000.00	13,744.58	68,292.48	96,707.52	0.00	79,364.96	41.39%
10 E 107 2122 1120 00 000000	JEFFERSON PUPIL SERV	29,500.00	3,318.92	18,200.18	11,299.82	0.00	26,553.02	61.70%
10 E 108 2122 1120 00 000000	LINCOLN PUP SERV SALARY	84,000.00	9,604.16	51,087.55	32,912.45	0.00	74,810.88	60.82%
10 E 109 2122 1120 00 000000	LONGFELLOW PUPIL SERV	7,500.00	3,160.16	14,073.51	-6,573.51	0.00	6,594.71	187.
10 E 110 2122 1120 00 000000	WASHINGTON PUPIL SERV	1,250.00	3,253.68	13,014.72	-11,764.72	0.00	1,120.00	1,041.
10 E 204 2122 1120 00 000000	JH PUPIL SERV SALARY	155,000.00	13,023.34	75,111.72	79,888.28	0.00	137,231.80	48.46%
10 E 303 2122 1120 00 000000	HS PUPIL SERV SALARY	520,000.00	40,642.10	234,533.44	285,466.56	0.00	429,147.72	45.10%
10 E 930 2122 1120 00 107000	TITLE I PUPIL SALARY	6,000.00	0.00	5,037.16	962.84	0.00	28,064.10	83.95%
10 E 930 2122 1120 00 109000	TITLE I PUPIL SALARY	10,000.00	0.00	8,438.40	1,561.60	0.00	43,042.89	84.38%

Expenses Monthly Short

Fiscal Year: 2025-2026
 Month: December

MARION CUSD #2, IL

Account Number	Account Description	Original Budget	CY Monthly Activity	CYTD Activity	YTD Unexpended	YTD Encumbranc	Prior Fiscal Year	% of Budget
10 - EDUCATIONAL FUND								
10 E 902 2122 1120 30 000000	TITLE I SALARY	20,000.00	2,335.26	9,341.04	10,658.96	0.00	3,382.52	46.71%
10 E 902 2122 1120 30 107000	JEFFERSON TITLE I	0.00	2,518.58	10,074.32	-10,074.32	0.00	0.00	
10 E 902 2122 1120 30 109000	LONGFELLOW TITLE I	80,000.00	2,481.92	9,927.68	70,072.32	0.00	15,031.16	12.41%
10 E 930 2122 1120 30 000000	TITLE I:PUPIL SERV. SAL	5,000.00	0.00	4,670.40	329.60	0.00	23,352.00	93.41%
10 E 105 2122 1130 00 000000	ADAMS PUPIL SERV	5,600.00	467.00	2,717.76	2,882.24	0.00	5,081.88	48.53%
10 E 204 2122 1130 00 000000	JH PUPIL SERV INCREMENT	6,800.00	855.64	5,381.89	1,418.11	0.00	6,156.52	79.15%
10 E 303 2122 1130 00 000000	HS PUPIL SERV INCREMENT	32,000.00	2,643.94	15,466.28	16,533.72	0.00	28,652.56	48.33%
10 E 108 2122 1200 00 000000	LINCOLN SUB FOR 2122	0.00	0.00	0.00	0.00	0.00	120.00	
10 E 930 2122 2100 00 107000	JE TITLE I PUPIL SERV	600.00	0.00	572.36	27.64	0.00	2,616.50	95.39%
10 E 930 2122 2100 00 109000	LO TITIE I PUPIL SERV	1,000.00	0.00	958.84	41.16	0.00	4,326.83	95.88%
10 E 902 2122 2100 30 000000	TITLE I FEDERAL TRS	3,000.00	265.36	1,061.44	1,938.56	0.00	0.00	35.38%
10 E 902 2122 2100 30 109000	LO TITLE I PUPIL SERV	6,000.00	282.02	1,128.08	4,871.92	0.00	0.00	18.80%
10 E 930 2122 2100 30 000000	TITLE I:PUPIL SER TRS	600.00	0.00	530.68	69.32	0.00	2,388.06	88.45%
10 E 105 2122 2110 00 000000	ADAMS PUPIL SERV TRS	8,400.00	1,405.54	7,026.09	1,373.91	0.00	7,004.20	83.64%
10 E 107 2122 2110 00 000000	JEFFERSON PUPIL SERV	4,000.00	328.24	1,799.99	2,200.01	0.00	2,206.18	45.00%
10 E 108 2122 2110 00 000000	LINCOLN PUPIL SERV TRS	7,500.00	949.86	5,053.88	2,446.12	0.00	6,221.21	67.39%
10 E 109 2122 2110 00 000000	LONGFELLOW PUPIL SERV	720.00	312.54	1,391.88	-671.88	0.00	652.24	193.
10 E 110 2122 2110 00 000000	WASHINGTON PUPIL SERV	0.00	321.78	1,288.42	-1,288.42	0.00	0.00	
10 E 204 2122 2110 00 000000	JH PUPIL SERV TRS	14,100.00	1,372.64	7,960.85	6,139.15	0.00	11,911.53	56.46%
10 E 303 2122 2110 00 000000	HS PUPIL SERV TRS 9%	45,000.00	4,281.02	24,725.21	20,274.79	0.00	37,957.99	54.94%
10 E 930 2122 2110 00 107000	JE TITILE I PUPIL SERV	500.00	0.00	498.20	1.80	0.00	2,775.62	99.64%
10 E 930 2122 2110 00 109000	LO TITLE I PUPIL SERV	900.00	0.00	834.56	65.44	0.00	4,256.96	92.73%
10 E 902 2122 2110 30 000000	TITLE I 9% TRS	10,500.00	230.96	923.84	9,576.16	0.00	0.00	8.80%
10 E 902 2122 2110 30 107000	JE TITLE I PUPIL SERV	0.00	249.10	996.40	-996.40	0.00	0.00	
10 E 902 2122 2110 30 109000	LO TITLE I PUPIL SERV	0.00	245.46	981.84	-981.84	0.00	0.00	
10 E 930 2122 2110 30 000000	TITLE I:PUPIL TRS 9.	500.00	0.00	461.88	38.12	0.00	2,309.41	92.38%
10 E 105 2122 2170 00 000000	ADAMS PUPIL SERV TRS .	500.00	90.66	453.00	47.00	0.00	451.80	90.60%
10 E 107 2122 2170 00 000000	JEFFERSON PUP SERV TRS	200.00	21.18	116.16	83.84	0.00	142.38	58.08%
10 E 108 2122 2170 00 000000	LINCOLN PUPIL SERV TRS	450.00	61.28	325.97	124.03	0.00	401.39	72.44%
10 E 109 2122 2170 00 000000	LONGFELLOW PUPIL SERV	500.00	20.16	89.76	410.24	0.00	41.99	17.95%
10 E 110 2122 2170 00 000000	WASHINGTON PUPIL SERV	0.00	20.76	83.04	-83.04	0.00	0.00	
10 E 204 2122 2170 00 000000	JH PUPIL SERV TRS .58%	925.00	88.53	513.53	411.47	0.00	768.47	55.52%

Expenses Monthly Short

Fiscal Year: 2025-2026
 Month: December

MARION CUSD #2, IL

Account Number	Account Description	Original Budget	CY Monthly Activity	CYTD Activity	YTD Unexpended	YTD Encumbranc	Prior Fiscal Year	% of Budget
10 - EDUCATIONAL FUND								
10 E 303 2122 2170 00 000000	HS PUPIL SERV TRS .58	3,000.00	276.16	1,594.97	1,405.03	0.00	2,449.32	53.17%
10 E 930 2122 2170 00 107000	JE TITLE I PUPIL SERV	35.00	0.00	32.12	2.88	0.00	179.02	91.77%
10 E 930 2122 2170 00 109000	LO TITLE I PUPIL SERV	55.00	0.00	53.84	1.16	0.00	274.61	97.89%
10 E 902 2122 2170 30 000000	TITLE I .58% TRS	550.00	14.90	59.60	490.40	0.00	0.00	10.84%
10 E 902 2122 2170 30 107000	JE TITLE I PUPIL SERV	0.00	16.06	64.24	-64.24	0.00	0.00	
10 E 902 2122 2170 30 109000	LO TITLE I PUPIL SERV	0.00	15.84	63.36	-63.36	0.00	0.00	
10 E 930 2122 2170 30 000000	TITLE I:PUPIL SER TRS.	30.00	0.00	29.80	0.20	0.00	149.00	99.33%
10 E 105 2122 2220 00 000000	ADAMS PUPIL SERV HEALTH	17,700.00	3,388.02	17,598.73	101.27	0.00	17,637.66	99.43%
10 E 108 2122 2220 00 000000	LINCOLN PUPIL SERV	26,000.00	2,134.46	12,764.90	13,235.10	0.00	24,933.84	49.10%
10 E 204 2122 2220 00 000000	JH PUPIL SERV HEALTH	26,000.00	2,134.46	12,764.90	13,235.10	0.00	26,959.63	49.10%
10 E 303 2122 2220 00 000000	HS PUPIL SERV HEALTH	107,000.00	8,866.28	53,076.10	53,923.90	0.00	103,298.48	49.60%
10 E 930 2122 2220 00 107000	JE TITLE I HEALTH INS	3,000.00	0.00	2,951.32	48.68	0.00	14,756.60	98.38%
10 E 902 2122 2220 30 000000	TITLE I HEALTH	12,000.00	406.82	1,635.26	10,364.74	0.00	0.00	13.63%
10 E 902 2122 2220 30 107000	JE TITLE I HEALTH INS	0.00	1,505.18	6,050.24	-6,050.24	0.00	0.00	
10 E 902 2122 2220 30 109000	LO TITLE I HEALTH INS	0.00	0.00	0.00	0.00	0.00	2,881.06	
10 E 930 2122 2220 30 000000	TITLE I:PUPIL SERV. INS	800.00	0.00	797.68	2.32	0.00	4,370.10	99.71%
10 E 105 2122 2250 00 000000	ADAMS PUPIL SERV TRS	1,460.00	245.20	1,225.16	234.84	0.00	1,221.80	83.92%
10 E 107 2122 2250 00 000000	JEFFERSON PUPIL SERV	500.00	57.26	313.98	186.02	0.00	384.79	62.80%
10 E 108 2122 2250 00 000000	LINCOLN PUPIL SERV TRS	1,300.00	165.70	881.39	418.61	0.00	1,085.20	67.80%
10 E 109 2122 2250 00 000000	LONGFELLOW PUPIL SERV	100.00	54.52	242.79	-142.79	0.00	113.74	242.
10 E 110 2122 2250 00 000000	WASHINGTON PUPIL SERV	0.00	56.12	224.48	-224.48	0.00	0.00	
10 E 204 2122 2250 00 000000	JH PUPIL SERV TRS INS	2,300.00	239.46	1,388.81	911.19	0.00	2,078.00	60.38%
10 E 303 2122 2250 00 000000	HS PUPIL SERV TRS	7,500.00	746.82	4,313.26	3,186.74	0.00	6,622.44	57.51%
10 E 930 2122 2250 00 107000	JE TITLE I TRS HEALTH	100.00	0.00	86.92	13.08	0.00	484.21	86.92%
10 E 930 2122 2250 00 109000	LO TITLE I TRS HEALTH	160.00	0.00	145.60	14.40	0.00	742.66	91.00%
10 E 902 2122 2250 30 000000	TITLE I TRS HEALTH	0.00	40.30	161.20	-161.20	0.00	0.00	
10 E 902 2122 2250 30 107000	JE TITLE I TRS HEALTH	0.00	43.46	173.84	-173.84	0.00	0.00	
10 E 902 2122 2250 30 109000	LO TITLE I TRS HEALTH	0.00	42.82	171.28	-171.28	0.00	0.00	
10 E 930 2122 2250 30 000000	TITLE I:PUR SERV .5% IN	100.00	0.00	80.60	19.40	0.00	402.99	80.60%
10 E 000 2134 1150 00 000000	HEALTH SERV: SALARY	70,200.00	8,333.34	46,644.56	23,555.44	0.00	85,161.48	66.45%
10 E 105 2134 1150 00 000000	ADAMS HEALTH SERV	26,000.00	2,170.96	12,513.86	13,486.14	0.00	19,985.66	48.13%
10 E 107 2134 1150 00 000000	JEFFERSON HEALTH SERV	31,000.00	2,550.70	14,898.20	16,101.80	0.00	28,246.96	48.06%

Expenses Monthly Short

Fiscal Year: 2025-2026
 Month: December

MARION CUSD #2, IL

Account Number	Account Description	Original Budget	CY Monthly Activity	CYTD Activity	YTD Unexpended	YTD Encumbranc	Prior Fiscal Year	% of Budget
10 - EDUCATIONAL FUND								
10 E 108 2134 1150 00 000000	LINCOLN HEALTH SERV	67,000.00	2,734.42	16,000.52	50,999.48	0.00	30,573.08	23.88%
10 E 109 2134 1150 00 000000	LONGFELLOW HEALTH SERV	30,000.00	2,418.84	14,107.04	15,892.96	0.00	26,687.24	47.02%
10 E 110 2134 1150 00 000000	WASHINGTON HEALTH SERV	40,000.00	3,231.76	18,984.56	21,015.44	0.00	36,694.16	47.46%
10 E 204 2134 1150 00 000000	JH HEALTH SALARY	35,000.00	2,702.94	10,811.76	24,188.24	0.00	22,433.55	30.89%
10 E 303 2134 1150 00 000000	HS HEALTH SERV SALARY	25,000.00	2,681.95	14,514.97	10,485.03	0.00	29,987.73	58.06%
10 E 965 2134 1150 30 000000	ESSER III HEALTH	0.00	0.00	0.00	0.00	0.00	3,359.74	
10 E 000 2134 1200 00 000000	HEALTH SERV SUB	7,000.00	112.00	1,193.28	5,806.72	0.00	6,393.28	17.05%
10 E 000 2134 2120 00 000000	HEALTH: IMRF	4,500.00	392.66	2,197.89	2,302.11	0.00	4,012.88	48.84%
10 E 105 2134 2120 00 000000	ADAMS HEALTH SERV IMRF	1,200.00	102.30	589.68	610.32	0.00	941.80	49.14%
10 E 107 2134 2120 00 000000	JEFFERSON HEALTH SERV	1,400.00	120.18	701.96	698.04	0.00	1,330.96	50.14%
10 E 108 2134 2120 00 000000	LINCOLN HEALTH SERV	1,500.00	128.84	753.92	746.08	0.00	1,440.60	50.26%
10 E 109 2134 2120 00 000000	LONGFELLOW HEALTH SERV	1,300.00	113.98	664.76	635.24	0.00	1,257.58	51.14%
10 E 110 2134 2120 00 000000	WASHINGTON HEALTH SERV	1,900.00	152.28	894.56	1,005.44	0.00	1,729.09	47.08%
10 E 204 2134 2120 00 000000	JH HEALTH IMRF	1,300.00	127.36	509.44	790.56	0.00	1,057.05	39.19%
10 E 303 2134 2120 00 000000	HS HEALTH SERV IMRF	1,500.00	126.37	683.92	816.08	0.00	1,413.01	45.59%
10 E 965 2134 2120 30 000000	ESSER 3 Health IMRF	0.00	0.00	0.00	0.00	0.00	149.82	
10 E 000 2134 2220 00 000000	HEALTH SERV: INSUR	20,000.00	1,505.18	8,681.73	11,318.27	0.00	19,232.07	43.41%
10 E 108 2134 2220 00 000000	LINCOLN HEALTH SERV	9,200.00	0.00	0.00	9,200.00	0.00	0.00	0.00%
10 E 110 2134 2220 00 000000	WASHINGTON HEALTH SERV	10,000.00	813.66	4,866.00	5,134.00	0.00	9,534.42	48.66%
10 E 204 2134 2220 00 000000	JH HEALTH SERV HEALTH	9,600.00	0.00	0.00	9,600.00	0.00	5,169.42	0.00%
10 E 303 2134 2220 00 000000	HS HEALTH SERV HEALTH	9,200.00	0.00	0.00	9,200.00	0.00	0.00	0.00%
10 E 965 2134 2220 30 000000	ESSER 3 Health Ins	0.00	0.00	0.00	0.00	0.00	1,205.37	
10 E 000 2134 3190 00 000000	HEALTH SERVICE:	1,500.00	0.00	8.46	1,491.54	0.00	428.00	0.56%
10 E 000 2134 3320 00 000000	HEALTH SERV: TRAVEL	1,000.00	0.00	0.00	1,000.00	0.00	148.80	0.00%
10 E 000 2134 4100 00 000000	HEALTH SERV: SUPPLIES	25,000.00	0.00	917.25	24,082.75	0.00	21,429.14	3.67%
10 E 105 2134 4100 00 000000	ADAMS HEALTH SERV	2,000.00	0.00	2,938.74	-938.74	70.92	627.12	146.
10 E 107 2134 4100 00 000000	JEFFERSON HEALTH SERV	2,000.00	0.00	1,666.91	333.09	9.69	832.01	83.35%
10 E 108 2134 4100 00 000000	LINCOLN HEALTH SERV	1,500.00	0.00	76.99	1,423.01	0.00	853.51	5.13%
10 E 109 2134 4100 00 000000	LONGFELLOW HEALTH SERV	1,000.00	0.00	265.06	734.94	0.00	309.11	26.51%
10 E 110 2134 4100 00 000000	WASHINGTON HEALTH SERV	1,000.00	16.79	437.88	562.12	0.00	461.54	43.79%
10 E 204 2134 4100 00 000000	JH HEALTH SERV SUPPLIES	1,000.00	127.38	751.17	248.83	0.00	543.86	75.12%
10 E 303 2134 4100 00 000000	HS HEALTH SERV SUPPLIES	2,500.00	318.30	1,072.93	1,427.07	0.00	2,420.12	42.92%

Expenses Monthly Short

Fiscal Year: 2025-2026
 Month: December

MARION CUSD #2, IL

Account Number	Account Description	Original Budget	CY Monthly Activity	CYTD Activity	YTD Unexpended	YTD Encumbranc	Prior Fiscal Year	% of Budget
10 - EDUCATIONAL FUND								
10 E 105 2190 1190 00 000000	ADAMS SUPPORT STAFF	30,000.00	2,333.56	11,646.51	18,353.49	0.00	31,254.31	38.82%
10 E 107 2190 1190 00 000000	JEFFERSON SUPPORT STAFF	50,500.00	5,240.47	22,915.98	27,584.02	0.00	45,591.76	45.38%
10 E 108 2190 1190 00 000000	LINCOLN SUPPORT STAFF	81,400.00	8,235.50	37,597.68	43,802.32	0.00	74,621.13	46.19%
10 E 109 2190 1190 00 000000	LONGFELLOW SUPPORT	57,600.00	4,530.30	20,460.01	37,139.99	0.00	28,962.37	35.52%
10 E 110 2190 1190 00 000000	WASHINGTON SUPPORT	110,200.00	11,246.15	51,634.50	58,565.50	0.00	103,390.23	46.86%
10 E 204 2190 1190 00 000000	JH SUPPORT STAFF	61,500.00	6,557.00	28,879.64	32,620.36	0.00	60,441.31	46.96%
10 E 303 2190 1190 00 000000	HS SUPPORT STAFF SALARY	135,000.00	13,425.87	60,990.79	74,009.21	0.00	97,881.25	45.18%
10 E 107 2190 2120 00 000000	JEFFERSON SUPPORT STAFF	1,000.00	99.76	426.77	573.23	0.00	677.53	42.68%
10 E 108 2190 2120 00 000000	LINCOLN SUPPORT STAFF	500.00	54.16	222.09	277.91	0.00	390.53	44.42%
10 E 109 2190 2120 00 000000	LONGFELLOW SUPPORT	100.00	123.59	549.69	-449.69	0.00	624.61	549.
10 E 110 2190 2120 00 000000	WASHINGTON SUPPORT	4,500.00	397.25	1,814.80	2,685.20	0.00	4,099.41	40.33%
10 E 204 2190 2120 00 000000	JH SUPPORT STAFF IMRF	2,500.00	194.43	863.59	1,636.41	0.00	1,452.85	34.54%
10 E 303 2190 2120 00 000000	HS SUPPORT STAFF IMRF	7,000.00	556.66	2,551.79	4,448.21	0.00	3,428.03	36.45%
10 E 107 2190 2220 00 000000	JEFFERSON SUPPORT STAFF	13,100.00	543.87	2,157.85	10,942.15	0.00	12,760.66	16.47%
10 E 110 2190 2220 00 000000	WASHINGTON SUPPORT	7,000.00	1,084.88	4,339.52	2,660.48	0.00	6,682.45	61.99%
10 E 204 2190 2220 00 000000	JH SUPPORT STAFF HEALTH	6,500.00	695.30	2,684.31	3,815.69	0.00	6,088.80	41.30%
10 E 303 2190 2220 00 000000	HS Support Staff Health	5,000.00	1,084.88	4,339.52	660.48	0.00	4,761.67	86.79%
10 E 303 2190 4100 00 000000	HS DIPLOMA/PROGRAM	16,000.00	1,220.40	3,326.14	12,673.86	295.00	15,203.56	20.79%
10 E 000 2210 1110 00 000000	IMP INST: SALARY,DIR	100,750.00	8,555.04	53,969.66	46,780.34	0.00	95,112.06	53.57%
10 E 930 2210 1110 00 105000	AD TITLE I IMP INST	1,000.00	0.00	948.76	51.24	0.00	4,032.23	94.88%
10 E 930 2210 1110 00 107000	JE TITLE I IMP INST	1,000.00	0.00	948.76	51.24	0.00	4,032.23	94.88%
10 E 930 2210 1110 00 108000	LI TITLE I IMP INST	1,000.00	0.00	948.76	51.24	0.00	4,032.23	94.88%
10 E 930 2210 1110 00 109000	LO TITLE I IMP INST	1,000.00	0.00	948.76	51.24	0.00	4,032.23	94.88%
10 E 930 2210 1110 00 110000	WA TITLE I IMP INST	1,000.00	0.00	948.80	51.20	0.00	4,032.40	94.88%
10 E 902 2210 1110 30 000000	Title I: Imp Inst Dir	13,000.00	6,113.00	24,452.00	-11,452.00	0.00	0.00	188.
10 E 902 2210 1110 30 105000	ADAMS TITLE I IMP INST	0.00	474.36	1,897.44	-1,897.44	0.00	1,025.00	
10 E 902 2210 1110 30 107000	JEFFERSON TITLE I IMP	0.00	474.36	1,897.44	-1,897.44	0.00	6,050.52	
10 E 902 2210 1110 30 108000	LINCOLN TITLE I IMP	0.00	474.36	1,897.44	-1,897.44	0.00	2,358.52	
10 E 902 2210 1110 30 109000	LONG TITLE I IMP INST	0.00	474.36	1,897.44	-1,897.44	0.00	0.00	
10 E 902 2210 1110 30 110000	WASHINGTON TITLE I IMP	0.00	474.40	1,897.60	-1,897.60	0.00	2,358.52	
10 E 930 2210 1110 30 000000	TITLE I IMP INST DIR	65,000.00	0.00	9,586.50	55,413.50	0.00	60,768.98	14.75%
10 E 303 2210 1130 00 000001	3 CIRCLE AG GRANT	2,158.00	238.08	954.14	1,203.86	0.00	2,073.50	44.21%

Expenses Monthly Short

Fiscal Year: 2025-2026
 Month: December

MARION CUSD #2, IL

Account Number	Account Description	Original Budget	CY Monthly Activity	CYTD Activity	YTD Unexpended	YTD Encumbranc	Prior Fiscal Year	% of Budget
10 - EDUCATIONAL FUND								
10 E 303 2210 1130 00 000002	LOCAL 3 CIRCLE GRANT	2,158.00	238.08	954.14	1,203.86	0.00	0.00	44.21%
10 E 970 2210 1130 00 000000	Computer Science Salary	0.00	0.00	0.00	0.00	0.00	1,908.45	
10 E 932 2210 1130 30 000000	Title II Stipend	0.00	0.00	41,070.40	-41,070.40	0.00	0.00	
10 E 965 2210 1130 30 000000	ESSER III CERT SALARY	0.00	0.00	0.00	0.00	0.00	8,745.00	
10 E 000 2210 1150 00 000000	IMP INST: SALARY,	35,000.00	1,466.86	13,002.94	21,997.06	0.00	36,573.74	37.15%
10 E 000 2210 1300 00 000000	Imp.Inst.-Stipends	1,000.00	0.00	200.00	800.00	0.00	564.90	20.00%
10 E 930 2210 1300 30 000000	TITLE I: STIPENDS	0.00	0.00	75.00	-75.00	0.00	0.00	
10 E 930 2210 1300 30 105000	Title I Salary-Summer	0.00	0.00	1,155.00	-1,155.00	0.00	0.00	
10 E 930 2210 1300 30 107000	Title I Salary-Summer	0.00	0.00	75.00	-75.00	0.00	0.00	
10 E 930 2210 1300 30 108000	Title I Salary-Summer	0.00	0.00	2,070.00	-2,070.00	0.00	0.00	
10 E 930 2210 1300 30 109000	Title I Salary-Summer	0.00	0.00	420.00	-420.00	0.00	0.00	
10 E 930 2210 1300 30 110000	Title I Salary-Summer	0.00	0.00	2,280.00	-2,280.00	0.00	0.00	
10 E 930 2210 2100 00 105000	AD TITLE I FED TRS	0.00	0.00	107.80	-107.80	0.00	458.15	
10 E 902 2210 2100 30 000000	TITLE I FED TRS	9,500.00	694.60	1,041.90	8,458.10	0.00	0.00	10.97%
10 E 902 2210 2100 30 107000	JE TITLE I FED TRS	0.00	53.90	215.60	-215.60	0.00	180.55	
10 E 902 2210 2100 30 108000	LI TITLE I FED TRS	0.00	53.90	215.60	-215.60	0.00	90.27	
10 E 902 2210 2100 30 110000	WA TITLE I FED TRS	0.00	53.90	215.60	-215.60	0.00	90.24	
10 E 930 2210 2100 30 000000	TITLE I: IMP INST RET	1,500.00	0.00	1,097.78	402.22	0.00	6,272.34	73.19%
10 E 930 2210 2100 30 105000	Title I Fed TRS-Summer	0.00	0.00	131.24	-131.24	0.00	0.00	
10 E 930 2210 2100 30 107000	Title I Fed TRS-Summer	0.00	0.00	8.52	-8.52	0.00	0.00	
10 E 930 2210 2100 30 108000	Title I Fed TRS-Summer	0.00	0.00	235.20	-235.20	0.00	0.00	
10 E 930 2210 2100 30 109000	Title I FED TRS-Summer	0.00	0.00	47.72	-47.72	0.00	0.00	
10 E 930 2210 2100 30 110000	Title I Fed TRS-Summer	0.00	0.00	259.05	-259.05	0.00	0.00	
10 E 932 2210 2100 30 000000	TITLE II FED TRS	0.00	0.00	245.61	-245.61	0.00	0.00	
10 E 965 2210 2100 30 000000	ESSER III FED TRS	0.00	0.00	0.00	0.00	0.00	690.17	
10 E 000 2210 2110 00 000000	IMP INST: TRS 9%	12,530.00	846.10	5,357.42	7,172.58	0.00	9,462.51	42.76%
10 E 303 2210 2110 00 000001	3 CIRCLE AG GRANT TRS	214.00	23.54	94.34	119.66	0.00	205.07	44.08%
10 E 303 2210 2110 00 000002	HS ROE TRS	0.00	23.54	94.34	-94.34	0.00	0.00	
10 E 930 2210 2110 00 105000	AD TITLE I TRS 9%	100.00	0.00	93.84	6.16	0.00	398.82	93.84%
10 E 930 2210 2110 00 107000	JE TITLE I TRS 9%	100.00	0.00	93.84	6.16	0.00	398.82	93.84%
10 E 930 2210 2110 00 108000	LI TITLE I TRS 9%	100.00	0.00	93.84	6.16	0.00	398.82	93.84%
10 E 930 2210 2110 00 109000	LO TITLE I TRS 9%	100.00	0.00	93.84	6.16	0.00	398.82	93.84%

Expenses Monthly Short

Fiscal Year: 2025-2026
 Month: December

MARION CUSD #2, IL

Account Number	Account Description	Original Budget	CY Monthly Activity	CYTD Activity	YTD Unexpended	YTD Encumbranc	Prior Fiscal Year	% of Budget
10 - EDUCATIONAL FUND								
10 E 930 2210 2110 00 110000	WA TITLE I TRS 9%	100.00	0.00	93.80	6.20	0.00	398.65	93.80%
10 E 970 2210 2110 00 000000	Computer Sci TRS 9%	0.00	0.00	0.00	0.00	0.00	188.74	
10 E 902 2210 2110 30 000000	TITLE I 9% TRS	8,500.00	604.58	2,418.33	6,081.67	0.00	0.00	28.45%
10 E 902 2210 2110 30 105000	AD TITLE I TRS 9%	0.00	46.92	187.68	-187.68	0.00	101.36	
10 E 902 2210 2110 30 107000	JE TITLE I TRS 9%	0.00	46.92	187.68	-187.68	0.00	202.73	
10 E 902 2210 2110 30 108000	LI TITLE I TRS 9%	0.00	46.92	187.68	-187.68	0.00	101.36	
10 E 902 2210 2110 30 109000	LO TITLE I TRS 9%	0.00	46.92	187.68	-187.68	0.00	0.00	
10 E 902 2210 2110 30 110000	WA TITLE I TRS 9%	0.00	46.90	187.60	-187.60	0.00	101.40	
10 E 930 2210 2110 30 000000	TITLE I: TRS 9.8901	1,400.00	0.00	955.54	444.46	0.00	6,051.60	68.25%
10 E 930 2210 2110 30 105000	Title I TRS-Summer	0.00	0.00	114.71	-114.71	0.00	0.00	
10 E 930 2210 2110 30 107000	Title I TRS-Summer	0.00	0.00	7.49	-7.49	0.00	0.00	
10 E 930 2210 2110 30 108000	Title I TRS-Summer	0.00	0.00	198.88	-198.88	0.00	0.00	
10 E 930 2210 2110 30 109000	Title I TRS-Summer	0.00	0.00	41.81	-41.81	0.00	0.00	
10 E 930 2210 2110 30 110000	Title I TRS-Summer	0.00	0.00	225.78	-225.78	0.00	0.00	
10 E 932 2210 2110 30 000000	TITLE II TRS	0.00	0.00	3,634.26	-3,634.26	0.00	0.00	
10 E 965 2210 2110 30 000000	ESSER III TRS	0.00	0.00	0.00	0.00	0.00	864.88	
10 E 000 2210 2120 00 000000	IMP INST: IMRF	1,900.00	69.12	612.75	1,287.25	0.00	1,723.38	32.25%
10 E 932 2210 2120 30 000000	TITILE II IMRF	0.00	0.00	203.70	-203.70	0.00	0.00	
10 E 000 2210 2170 00 000000	IMP INST: TRS .58%	810.00	54.58	345.60	464.40	0.00	610.43	42.67%
10 E 303 2210 2170 00 000001	3 CIRCLE AG GRANT TRS .	14.00	1.52	6.08	7.92	0.00	13.23	43.43%
10 E 303 2210 2170 00 000002	HS ROE TRS .58%	0.00	1.52	6.10	-6.10	0.00	0.00	
10 E 930 2210 2170 00 105000	AD TITLE I TRS .58%	7.00	0.00	6.04	0.96	0.00	25.67	86.29%
10 E 930 2210 2170 00 107000	JE TITLE I TRS .58%	7.00	0.00	6.04	0.96	0.00	25.67	86.29%
10 E 930 2210 2170 00 108000	LI TITLE I TRS .58%	7.00	0.00	6.04	0.96	0.00	25.67	86.29%
10 E 930 2210 2170 00 109000	LO TITLE I TRS .58%	7.00	0.00	6.04	0.96	0.00	25.67	86.29%
10 E 930 2210 2170 00 110000	WA TITLE I TRS .58%	7.00	0.00	6.12	0.88	0.00	26.01	87.43%
10 E 970 2210 2170 00 000000	Computer Sci TRS .58%	0.00	0.00	0.00	0.00	0.00	12.17	
10 E 902 2210 2170 30 000000	TITLE I .58% TRS	60.00	39.00	156.00	-96.00	0.00	0.00	260.
10 E 902 2210 2170 30 105000	AD TITLE I TRS .58%	0.00	3.02	12.08	-12.08	0.00	6.56	
10 E 902 2210 2170 30 107000	JE TITLE I TRS .58%	0.00	3.02	12.08	-12.08	0.00	13.08	
10 E 902 2210 2170 30 108000	LI TITLE I TRS .58%	0.00	3.02	12.08	-12.08	0.00	6.56	
10 E 902 2210 2170 30 109000	LO TITLE I TRS .58%	0.00	3.02	12.08	-12.08	0.00	0.00	

Expenses Monthly Short

Fiscal Year: 2025-2026
 Month: December

MARION CUSD #2, IL

Account Number	Account Description	Original Budget	CY Monthly Activity	CYTD Activity	YTD Unexpended	YTD Encumbranc	Prior Fiscal Year	% of Budget
10 - EDUCATIONAL FUND								
10 E 902 2210 2170 30 110000	WA TITLE I TRS .58%	0.00	3.06	12.24	-12.24	0.00	6.52	
10 E 930 2210 2170 30 000000	TITLE I: TRS .58%	80.00	0.00	61.64	18.36	0.00	390.39	77.05%
10 E 930 2210 2170 30 105000	Title I .58% TRS-Summer	0.00	0.00	7.37	-7.37	0.00	0.00	
10 E 930 2210 2170 30 107000	Title I .58% TRS-Summer	0.00	0.00	0.48	-0.48	0.00	0.00	
10 E 930 2210 2170 30 108000	Title I .58% TRS-Summer	0.00	0.00	13.18	-13.18	0.00	0.00	
10 E 930 2210 2170 30 109000	Title I .58% TRS-Summer	0.00	0.00	2.68	-2.68	0.00	0.00	
10 E 930 2210 2170 30 110000	Title I .58% TRS-Summer	0.00	0.00	14.55	-14.55	0.00	0.00	
10 E 932 2210 2170 30 000000	TITILE II TRS .58%	0.00	0.00	234.44	-234.44	0.00	0.00	
10 E 965 2210 2170 30 000000	ESSER III TRS .58%	0.00	0.00	0.00	0.00	0.00	55.79	
10 E 000 2210 2220 00 000000	IMP INST: HEALTH INSUR	20,000.00	1,028.66	6,003.69	13,996.31	0.00	11,607.57	30.02%
10 E 303 2210 2220 00 000001	AG 3 CIRCLE GRANT	0.00	0.00	0.00	0.00	0.00	837.04	
10 E 930 2210 2220 00 105000	AD TITLE I HEALTH INS	0.00	0.00	159.56	-159.56	0.00	677.29	
10 E 930 2210 2220 00 107000	JE TITLE I HEALTH INS	0.00	0.00	159.56	-159.56	0.00	677.29	
10 E 930 2210 2220 00 108000	LI TITLE I HEALTH INS	0.00	0.00	159.56	-159.56	0.00	677.29	
10 E 930 2210 2220 00 109000	LO TITLE I HEALTH INS	0.00	0.00	159.56	-159.56	0.00	677.29	
10 E 930 2210 2220 00 110000	WA TITLE I HEALTH INS	0.00	0.00	159.48	-159.48	0.00	677.01	
10 E 970 2210 2220 00 000000	Computer Sc Health Ins	0.00	0.00	0.00	0.00	0.00	207.90	
10 E 902 2210 2220 30 000000	TITLE I HEALTH	3,000.00	1,255.28	5,014.15	-2,014.15	0.00	0.00	167.
10 E 902 2210 2220 30 105000	AD TITLE I HEALTH INS	0.00	72.08	291.21	-291.21	0.00	0.00	
10 E 902 2210 2220 30 107000	JE TITLE I HEALTH INS	0.00	72.08	291.21	-291.21	0.00	1,225.66	
10 E 902 2210 2220 30 108000	LI TITLE I HEALTH INS	0.00	72.08	291.21	-291.21	0.00	408.56	
10 E 902 2210 2220 30 109000	LO TITLE I HEALTH INS	0.00	72.08	291.21	-291.21	0.00	0.00	
10 E 902 2210 2220 30 110000	WA TITLE I HEALTH INS	0.00	72.08	291.26	-291.26	0.00	408.56	
10 E 930 2210 2220 30 000000	TITLE I: HEALTH INS	0.00	0.00	2,292.02	-2,292.02	0.00	12,461.67	
10 E 930 2210 2220 30 105000	AD Title I Health Ins	160.00	0.00	0.00	160.00	0.00	0.00	0.00%
10 E 930 2210 2220 30 107000	JE Title I Health Ins	160.00	0.00	0.00	160.00	0.00	0.00	0.00%
10 E 930 2210 2220 30 108000	LI Title I Health Ins	160.00	0.00	0.00	160.00	0.00	0.00	0.00%
10 E 930 2210 2220 30 109000	LO Title I Health Ins	160.00	0.00	0.00	160.00	0.00	0.00	0.00%
10 E 930 2210 2220 30 110000	WA Title I Health Ins	160.00	0.00	0.00	160.00	0.00	0.00	0.00%
10 E 932 2210 2220 30 000000	TITILE II HEALTH INS	0.00	0.00	319.83	-319.83	0.00	0.00	
10 E 965 2210 2220 30 000000	ESSER III Health Ins	0.00	0.00	0.00	0.00	0.00	996.48	
10 E 000 2210 2250 00 000000	IMP INST: INS .5% TRS	0.00	147.60	934.60	-934.60	0.00	1,650.79	

Expenses Monthly Short

Fiscal Year: 2025-2026
 Month: December

MARION CUSD #2, IL

Account Number	Account Description	Original Budget	CY Monthly Activity	CYTD Activity	YTD Unexpended	YTD Encumbranc	Prior Fiscal Year	% of Budget
10 - EDUCATIONAL FUND								
10 E 303 2210 2250 00 000001	HS 3 CIRCLE TRS HEALTH	38.00	4.10	16.44	21.56	0.00	35.77	43.26%
10 E 303 2210 2250 00 000002	HS ROE HEALTH INS	0.00	4.10	16.44	-16.44	0.00	0.00	
10 E 930 2210 2250 00 105000	AD TITLE I TRS HEALTH	20.00	0.00	16.36	3.64	0.00	69.53	81.80%
10 E 930 2210 2250 00 107000	JE TITLE I TRS HEALTH	20.00	0.00	16.36	3.64	0.00	69.53	81.80%
10 E 930 2210 2250 00 108000	LI TITLE I TRS HEALTH	20.00	0.00	16.36	3.64	0.00	69.53	81.80%
10 E 930 2210 2250 00 109000	LO TITLE I TRS HEALTH	20.00	0.00	16.36	3.64	0.00	69.53	81.80%
10 E 930 2210 2250 00 110000	WA TITLE I TRS HEALTH	20.00	0.00	16.40	3.60	0.00	69.70	82.00%
10 E 970 2210 2250 00 000000	Computer Sc TRS Health	0.00	0.00	0.00	0.00	0.00	32.94	
10 E 902 2210 2250 30 000000	TITLE I TRS HEALTH	500.00	105.48	421.92	78.08	0.00	0.00	84.38%
10 E 902 2210 2250 30 105000	AD TITLE I TRS HEALTH	0.00	8.18	32.72	-32.72	0.00	17.68	
10 E 902 2210 2250 30 107000	JE TITLE I TRS HEALTH	0.00	8.18	32.72	-32.72	0.00	35.36	
10 E 902 2210 2250 30 108000	LI TITLE I TRS HEALTH	0.00	8.18	32.72	-32.72	0.00	17.68	
10 E 902 2210 2250 30 109000	LO TITLE I TRS HEALTH	0.00	8.18	32.72	-32.72	0.00	0.00	
10 E 902 2210 2250 30 110000	WA TITLE I TRS HEALTH	0.00	8.20	32.80	-32.80	0.00	17.69	
10 E 930 2210 2250 30 000000	TITLE I: HEALT INS TRS	0.00	0.00	166.69	-166.69	0.00	1,055.62	
10 E 930 2210 2250 30 105000	Title I TRS INS.-Summer	0.00	0.00	19.93	-19.93	0.00	0.00	
10 E 930 2210 2250 30 107000	Title I TRS INS.-Summer	0.00	0.00	1.29	-1.29	0.00	0.00	
10 E 930 2210 2250 30 108000	Title I TRS INS.-Summer	0.00	0.00	35.09	-35.09	0.00	0.00	
10 E 930 2210 2250 30 109000	Title I TRS INS.-Summer	0.00	0.00	7.25	-7.25	0.00	0.00	
10 E 930 2210 2250 30 110000	Title I TRS INS.-Summer	0.00	0.00	39.34	-39.34	0.00	0.00	
10 E 932 2210 2250 30 000000	TITILE II TRS INS	0.00	0.00	633.94	-633.94	0.00	0.00	
10 E 965 2210 2250 30 000000	ESSER III TRS THIS	0.00	0.00	0.00	0.00	0.00	150.89	
10 E 000 2210 3140 00 000001	IMP INST: CONTRACTUAL	12,000.00	0.00	0.00	12,000.00	0.00	0.00	0.00%
10 E 930 2210 3140 30 105000	AD TITLE I PURCH SERV	0.00	0.00	0.00	0.00	0.00	4,107.20	
10 E 930 2210 3140 30 107000	JE TITLE I PURCH SERV	0.00	0.00	0.00	0.00	0.00	4,107.20	
10 E 930 2210 3140 30 108000	LI TITLE I PURCH SERV	0.00	0.00	0.00	0.00	0.00	4,107.20	
10 E 930 2210 3140 30 109000	LO TITLE I PURCH SERV	0.00	0.00	0.00	0.00	0.00	4,107.20	
10 E 930 2210 3140 30 110000	WA TITLE I PURCH SERV	0.00	0.00	0.00	0.00	0.00	4,107.20	
10 E 000 2210 3190 00 000000	IMP INST: AMERICORPS	0.00	0.00	0.00	0.00	0.00	3,325.00	
10 E 000 2210 3190 00 000001	Imp.Inst.-Conf.Reg.Fees	1,000.00	0.00	0.00	1,000.00	0.00	0.00	0.00%
10 E 000 2210 3190 00 000002	Imp.Inst.-Contr.	4,000.00	0.00	0.00	4,000.00	0.00	300.00	0.00%
10 E 930 2210 3190 30 000000	Title I Purchase	0.00	0.00	58,824.00	-58,824.00	0.00	0.00	

Expenses Monthly Short

Fiscal Year: 2025-2026
 Month: December

MARION CUSD #2, IL

Account Number	Account Description	Original Budget	CY Monthly Activity	CYTD Activity	YTD Unexpended	YTD Encumbranc	Prior Fiscal Year	% of Budget
10 - EDUCATIONAL FUND								
10 E 932 2210 3190 30 000000	Title II Purchase	0.00	0.00	4,075.20	-4,075.20	2,475.20	0.00	
10 E 933 2210 3190 30 000000	Title II Purchase	0.00	0.00	3,260.14	-3,260.14	601.92	2,500.00	
10 E 000 2210 3320 00 000000	IMP INST: TRAVEL	2,000.00	952.05	1,229.05	770.95	0.00	818.00	61.45%
10 E 970 2210 3320 00 000000	Computer Science Travel	0.00	178.00	178.00	-178.00	0.00	2,836.61	
10 E 932 2210 3320 32 000000	TITLE II TRAVEL	0.00	4,424.83	20,244.32	-20,244.32	2,745.45	0.00	
10 E 000 2210 4100 00 000000	IMP INST: SUPPLIES	4,000.00	965.72	32,927.79	-28,927.79	44.72	4,136.61	823.
10 E 970 2210 4100 00 000000	Computer Science	0.00	0.00	0.00	0.00	0.00	16,226.96	
10 E 933 2210 4100 30 000000	Title II Supplies	0.00	0.00	1,333.00	-1,333.00	0.00	0.00	
10 E 932 2210 4100 32 000000	Title II Supplies	0.00	0.00	94.17	-94.17	0.00	15,103.00	
10 E 000 2210 5400 00 000000	Imp of Instruction	1,000.00	0.00	0.00	1,000.00	0.00	0.00	0.00%
10 E 000 2210 6400 00 000000	IMP INST: DUES/FEES	1,500.00	0.00	974.54	525.46	0.00	1,385.15	64.97%
10 E 970 2220 5400 00 000000	Computer Science	0.00	0.00	0.00	0.00	0.00	23,051.00	
10 E 000 2222 4300 00 000004	MEDIA: GRANT-STATE LIBR	3,200.00	0.00	1,197.59	2,002.41	0.00	1,490.58	37.42%
10 E 000 2222 4300 00 000007	ADK Grant	0.00	0.00	20.65	-20.65	0.00	375.44	
10 E 105 2222 4300 00 000000	ADAMS MEDIA LIBRARY	1,000.00	655.25	797.96	202.04	98.09	1,003.25	79.80%
10 E 107 2222 4300 00 000000	JEFFERSON MEDIA LIBRARY	2,200.00	1,551.37	1,672.14	527.86	0.00	2,201.14	76.01%
10 E 108 2222 4300 00 000000	LINCOLN MEDIA LIBRARY	3,700.00	2,909.54	2,958.32	741.68	276.79	4,599.56	79.95%
10 E 109 2222 4300 00 000000	LONGFELLOW MEDIA	2,400.00	1,629.98	1,673.89	726.11	332.09	2,404.27	69.75%
10 E 110 2222 4300 00 000000	WASHINGTON MEDIA	3,300.00	2,389.15	2,758.61	541.39	98.09	4,195.30	83.59%
10 E 204 2222 4300 00 000000	JH MEDIA LIBRARY	7,500.00	3,201.62	8,665.67	-1,165.67	1,350.51	2,377.81	115.
10 E 303 2222 4300 00 000000	HS MEDIA LIBRARY	8,500.00	2,801.39	3,890.36	4,609.64	532.85	7,408.46	45.77%
10 E 107 2222 5400 00 000001	IASLE DISASTER GRANT	0.00	0.00	0.00	0.00	0.00	3,251.99	
10 E 000 2223 4900 00 000002	MEDIA: Follett	9,900.00	0.00	3,021.48	6,878.52	0.00	0.00	30.52%
10 E 105 2223 4900 00 000000	ADAMS MEDIA AV	1,000.00	817.68	873.27	126.73	0.00	996.88	87.33%
10 E 107 2223 4900 00 000000	JEFFERSON MEDIA AV	1,000.00	171.60	225.52	774.48	98.09	1,002.33	22.55%
10 E 108 2223 4900 00 000000	LINCOLN MEDIA AV	1,000.00	11.07	185.69	814.31	0.00	999.70	18.57%
10 E 109 2223 4900 00 000000	LONGFELLOW MEDIA AV	1,000.00	0.00	53.09	946.91	0.00	1,000.00	5.31%
10 E 110 2223 4900 00 000000	WASHINGTON MEDIA AV	1,000.00	480.05	620.98	379.02	311.28	1,000.00	62.10%
10 E 204 2223 4900 00 000000	JH MEDIA AV	2,000.00	0.00	250.00	1,750.00	0.00	3,463.15	12.50%
10 E 303 2223 4900 00 000000	HS MEDIA AV	2,000.00	0.00	1,206.00	794.00	0.00	1,361.87	60.30%
10 E 000 2225 1140 00 000000	TECH: SALARY	295,000.00	24,894.13	152,192.28	142,807.72	0.00	277,947.73	51.59%
10 E 000 2225 2120 00 000000	TECH: IMRF	13,000.00	1,109.22	6,655.32	6,344.68	0.00	12,596.88	51.19%

Expenses Monthly Short

Fiscal Year: 2025-2026
 Month: December

MARION CUSD #2, IL

Account Number	Account Description	Original Budget	CY Monthly Activity	CYTD Activity	YTD Unexpended	YTD Encumbranc	Prior Fiscal Year	% of Budget
10 - EDUCATIONAL FUND								
10 E 000 2225 2220 00 000000	TECH: HEALTH INSURANCE	40,000.00	3,234.44	19,363.78	20,636.22	0.00	38,190.12	48.41%
10 E 000 2225 3190 00 000000	TECH: CONTRACTUAL	275,000.00	0.00	138,861.85	136,138.15	20,715.74	247,981.79	50.50%
10 E 000 2225 3320 00 000000	TECH: TRAVEL	4,000.00	527.60	1,855.08	2,144.92	0.00	3,601.62	46.38%
10 E 000 2225 4100 00 000000	TECH: SUPPLIES	50,000.00	236.32	14,611.14	35,388.86	0.00	23,814.95	29.22%
10 E 000 2225 5400 00 000000	TECH: CAP OUTLAY	450,000.00	0.00	3,862.96	446,137.04	0.00	317,736.28	0.86%
10 E 000 2225 5400 00 000001	TECH: CAP OUTLAY 2500+	45,000.00	0.00	64,094.40	-19,094.40	0.00	44,405.00	142.
10 E 000 2225 6400 00 000000	TECH: DUES/FEES	700.00	0.00	0.00	700.00	0.00	0.00	0.00%
10 E 000 2310 3190 00 000000	BD FINANCIAL MANAGEMENT	25,000.00	0.00	0.00	25,000.00	0.00	2,055.00	0.00%
10 E 000 2310 3320 00 000000	BD: TRAVEL	7,000.00	1,746.30	3,680.64	3,319.36	0.00	2,889.60	52.58%
10 E 000 2310 3820 00 000000	BD: SUMMER YOUTH CAMPS	500.00	0.00	263.25	236.75	0.00	263.25	52.65%
10 E 000 2310 3900 00 000000	BD: OTHER	5,000.00	0.00	3,570.00	1,430.00	0.00	0.00	71.40%
10 E 000 2310 4100 00 000000	BD: SUPPLIES	7,000.00	130.48	1,150.16	5,849.84	839.68	3,637.17	16.43%
10 E 000 2310 6400 00 000000	BD: DUES/FEES	10,000.00	0.00	15,358.00	-5,358.00	0.00	6,108.00	153.
10 E 000 2321 1110 00 000000	ADMIN: SALARY	179,000.00	14,834.92	89,009.52	89,990.48	0.00	171,367.41	49.73%
10 E 000 2321 1150 00 000000	ADMIN: SALARY,	50,368.00	4,304.74	25,907.28	24,460.72	0.00	63,556.38	51.44%
10 E 000 2321 2110 00 000000	ADMIN: TRS 9%	17,705.00	1,467.18	8,803.10	8,901.90	0.00	16,948.32	49.72%
10 E 000 2321 2120 00 000000	ADMIN: IMRF	2,177.00	202.84	1,220.74	956.26	0.00	2,994.73	56.07%
10 E 000 2321 2170 00 000000	ADMIN: TRS .58%	1,141.00	94.64	567.85	573.15	0.00	1,093.30	49.77%
10 E 000 2321 2220 00 000000	ADMIN: HEALTH INSUR	35,387.00	2,927.92	17,530.68	17,856.32	0.00	30,600.92	49.54%
10 E 000 2321 2250 00 000000	ADMIN: HEALTH INS .5%	3,089.00	255.94	1,535.66	1,553.34	0.00	2,956.57	49.71%
10 E 000 2321 3320 00 000000	ADMIN: TRAVEL	9,000.00	325.00	981.99	8,018.01	0.00	8,489.39	10.91%
10 E 000 2321 3900 00 000000	ADMIN: OTHER	24,000.00	0.00	25,814.30	-1,814.30	0.00	24,661.10	107.
10 E 000 2321 4100 00 000000	ADMIN: SUPPLIES	39,260.00	0.00	199.90	39,060.10	0.00	14,504.69	0.51%
10 E 000 2321 5400 00 000000	ADMIN: CAP OUT - EQUIP	5,000.00	0.00	0.00	5,000.00	0.00	27,528.48	0.00%
10 E 000 2321 6400 00 000000	ADMIN: DUES/FEES	6,000.00	300.00	2,462.86	3,537.14	650.00	5,424.84	41.05%
10 E 105 2410 1110 00 000000	ADAMS PRINCIPAL SALARY	109,016.00	9,084.70	53,991.28	55,024.72	0.00	102,563.82	49.53%
10 E 107 2410 1110 00 000000	JEFFERSON PRINCIPAL	98,274.00	8,189.50	48,205.08	50,068.92	0.00	92,232.56	49.05%
10 E 108 2410 1110 00 000000	LINCOLN PRINCIPAL	184,870.00	15,405.88	96,183.48	88,686.52	0.00	206,353.16	52.03%
10 E 109 2410 1110 00 000000	LONGFELLOW PRINCIPAL	91,739.00	7,645.00	45,000.00	46,739.00	0.00	86,100.00	49.05%
10 E 110 2410 1110 00 000000	WASHINGTON PRINCIPAL	190,904.00	15,624.48	91,719.04	99,184.96	0.00	174,475.60	48.04%
10 E 204 2410 1110 00 000000	JH PRINCIPAL SALARY	291,267.00	24,272.26	144,036.40	147,230.60	0.00	273,923.56	49.45%
10 E 303 2410 1110 00 000000	HIGH SCHOOL PRINCIPAL	482,000.00	40,108.76	238,874.48	243,125.52	0.00	461,202.80	49.56%

Expenses Monthly Short

Fiscal Year: 2025-2026
 Month: December

MARION CUSD #2, IL

Account Number	Account Description	Original Budget	CY Monthly Activity	CYTD Activity	YTD Unexpended	YTD Encumbranc	Prior Fiscal Year	% of Budget
10 - EDUCATIONAL FUND								
10 E 105 2410 1150 00 000000	ADAMS PRINCIPAL	63,825.00	5,110.02	30,344.23	33,480.77	0.00	56,230.40	47.54%
10 E 107 2410 1150 00 000000	JEFFERSON PRINCIPAL	50,000.00	4,150.72	24,640.56	25,359.44	0.00	44,371.80	49.28%
10 E 108 2410 1150 00 000000	LINCOLN PRINCIPAL	48,000.00	3,967.84	23,504.76	24,495.24	0.00	42,096.40	48.97%
10 E 109 2410 1150 00 000000	LONGFELLOW PRINCIPAL	48,000.00	3,994.69	23,868.48	24,131.52	0.00	42,453.83	49.73%
10 E 110 2410 1150 00 000000	WASHINGTON PRINCIPAL	46,000.00	3,757.26	20,610.80	25,389.20	0.00	50,438.22	44.81%
10 E 204 2410 1150 00 000000	JH PRINCIPAL SECRETARY	82,000.00	6,809.74	40,156.84	41,843.16	0.00	74,065.95	48.97%
10 E 303 2410 1150 00 000000	HS PRINCIPAL SECRETARY	90,000.00	6,873.92	43,596.04	46,403.96	0.00	79,553.78	48.44%
10 E 105 2410 1200 00 000000	ADAMS PRIN SUB	100.00	0.00	0.00	100.00	0.00	0.00	0.00%
10 E 107 2410 1200 00 000000	JEFFERSON PRIN SUB	100.00	0.00	0.00	100.00	0.00	0.00	0.00%
10 E 108 2410 1200 00 000000	LINCOLN PRIN SUB	1,000.00	112.50	690.00	310.00	0.00	1,231.25	69.00%
10 E 109 2410 1200 00 000000	LONGFELLOW PRIN SUB	100.00	0.00	0.00	100.00	0.00	0.00	0.00%
10 E 110 2410 1200 00 000000	WASHINGTON PRIN SUB	1,000.00	408.75	648.75	351.25	0.00	1,894.25	64.88%
10 E 204 2410 1200 00 000000	JH PRIN SUB SECRETARY	200.00	0.00	0.00	200.00	0.00	0.00	0.00%
10 E 303 2410 1200 00 000000	HS PRINCIPAL SEC SUB	100.00	0.00	0.00	100.00	0.00	0.00	0.00%
10 E 108 2410 1300 00 000000	LINCOLN PRINCIPAL EXTRA	1,960.00	180.14	1,353.88	606.12	0.00	3,799.92	69.08%
10 E 110 2410 1300 00 000000	WASHINGTON PRINCIPAL	5,000.00	416.66	1,666.64	3,333.36	0.00	0.00	33.33%
10 E 105 2410 2110 00 000000	ADAMS PRINCIPAL TRS	10,781.00	898.48	5,339.77	5,441.23	0.00	9,320.96	49.53%
10 E 107 2410 2110 00 000000	JEFFERSON PRINCIPAL TRS	9,719.00	809.94	4,767.49	4,951.51	0.00	7,638.60	49.05%
10 E 108 2410 2110 00 000000	LINCOLN PRINCIPAL TRS	18,477.00	1,708.80	9,813.87	8,663.13	0.00	17,403.40	53.11%
10 E 109 2410 2110 00 000000	LONGFELLOW PRINCIPAL	9,073.00	756.10	4,450.56	4,622.44	0.00	7,130.80	49.05%
10 E 110 2410 2110 00 000000	WASHINGTON PRINCIPAL	18,880.00	1,586.48	9,235.93	9,644.07	0.00	14,450.00	48.92%
10 E 204 2410 2110 00 000000	JH PRINCIPAL TRS	28,810.00	2,400.56	14,245.38	14,564.62	0.00	24,549.27	49.45%
10 E 303 2410 2110 00 000000	HS PRIN TRS 9%	48,000.00	3,966.80	23,628.19	24,371.81	0.00	41,278.59	49.23%
10 E 105 2410 2120 00 000000	ADAMS PRINCIPAL IMRF	2,900.00	240.78	1,429.81	1,470.19	0.00	2,649.48	49.30%
10 E 107 2410 2120 00 000000	JEFFERSON PRINCIPAL	2,250.00	195.58	1,161.07	1,088.93	0.00	2,090.91	51.60%
10 E 108 2410 2120 00 000000	LINCOLN PRINCIPAL IMRF	2,160.00	186.96	1,107.52	1,052.48	0.00	1,983.68	51.27%
10 E 109 2410 2120 00 000000	LONGFELLOW PRINCIPAL	2,160.00	188.23	1,124.69	1,035.31	0.00	2,000.50	52.07%
10 E 110 2410 2120 00 000000	WASHINGTON PRINCIPAL	2,070.00	177.04	971.18	1,098.82	0.00	2,448.24	46.92%
10 E 204 2410 2120 00 000000	JH PRINCIPAL IMRF	3,690.00	320.88	1,800.95	1,889.05	0.00	2,570.65	48.81%
10 E 303 2410 2120 00 000000	HS PRINCIPAL IMRF	4,050.00	323.90	2,054.27	1,995.73	0.00	3,748.70	50.72%
10 E 105 2410 2170 00 000000	ADAMS PRINCIPAL TRS .58	694.00	57.96	344.47	349.53	0.00	601.26	49.64%
10 E 107 2410 2170 00 000000	JEFFERSON PRINCIPAL TRS	626.00	52.24	307.53	318.47	0.00	492.80	49.13%

Expenses Monthly Short

Fiscal Year: 2025-2026
 Month: December

MARION CUSD #2, IL

Account Number	Account Description	Original Budget	CY Monthly Activity	CYTD Activity	YTD Unexpended	YTD Encumbranc	Prior Fiscal Year	% of Budget
10 - EDUCATIONAL FUND								
10 E 108 2410 2170 00 000000	LINCOLN PRINCIPAL TRS .	1,190.00	99.42	622.25	567.75	0.00	1,123.45	52.29%
10 E 109 2410 2170 00 000000	LONGFELLOW PRINCIPAL	584.00	48.78	287.12	296.88	0.00	460.00	49.16%
10 E 110 2410 2170 00 000000	WASHINGTON PRINCIPAL	1,216.00	102.34	595.80	620.20	0.00	934.37	49.00%
10 E 204 2410 2170 00 000000	JH PRINCIPAL TRS .58%	1,860.00	154.88	919.06	940.94	0.00	1,589.41	49.41%
10 E 303 2410 2170 00 000000	HS PRINCIPAL TRS .58	3,070.00	255.90	1,524.03	1,545.97	0.00	2,662.63	49.64%
10 E 105 2410 2220 00 000000	ADAMS PRINCIPAL HEALTH	57,000.00	4,737.56	28,332.46	28,667.54	0.00	55,351.42	49.71%
10 E 107 2410 2220 00 000000	JEFFERSON PRINCIPAL	26,000.00	2,134.46	12,764.90	13,235.10	0.00	20,926.00	49.10%
10 E 108 2410 2220 00 000000	LINCOLN PRINCIPAL	52,000.00	3,639.64	20,907.74	31,092.26	0.00	51,529.10	40.21%
10 E 110 2410 2220 00 000000	WASHINGTON PRINCIPAL	44,000.00	3,639.64	21,766.46	22,233.54	0.00	42,649.22	49.47%
10 E 204 2410 2220 00 000000	JH PRINCIPAL HEALTH	35,000.00	2,318.84	13,867.56	21,132.44	0.00	27,728.11	39.62%
10 E 303 2410 2220 00 000000	HS PRINCIPAL HEALTH INS	83,000.00	6,872.02	35,552.70	47,447.30	0.00	72,155.92	42.83%
10 E 105 2410 2250 00 000000	ADAMS PRINCIPAL TRS	1,880.00	156.74	931.51	948.49	0.00	1,626.02	49.55%
10 E 107 2410 2250 00 000000	JEFFERSON PRINCIPAL TRS	1,695.00	141.30	831.72	863.28	0.00	1,332.60	49.07%
10 E 108 2410 2250 00 000000	LINCOLN PRINCIPAL TRS	3,223.00	268.90	1,682.80	1,540.20	0.00	3,036.75	52.21%
10 E 109 2410 2250 00 000000	LONGFELLOW PRINCIPAL	1,582.00	131.90	776.40	805.60	0.00	1,244.00	49.08%
10 E 110 2410 2250 00 000000	WASHINGTON PRINCIPAL	3,300.00	276.76	1,611.16	1,688.84	0.00	2,523.11	48.82%
10 E 204 2410 2250 00 000000	JH PRINCIPAL TRS HEALTH	5,026.00	418.78	2,485.07	2,540.93	0.00	4,288.82	49.44%
10 E 303 2410 2250 00 000000	HS PRIN TRS HEALTH INS	8,310.00	691.98	4,121.27	4,188.73	0.00	7,200.36	49.59%
10 E 105 2410 3320 00 000000	ADAMS PRINCIPAL TRAVEL	1,500.00	0.00	176.40	1,323.60	0.00	1,186.20	11.76%
10 E 107 2410 3320 00 000000	JEFFERSON PRINCIPAL	1,000.00	0.00	20.00	980.00	0.00	200.00	2.00%
10 E 108 2410 3320 00 000000	LINCOLN PRINCIPAL	1,500.00	0.00	0.00	1,500.00	0.00	668.00	0.00%
10 E 109 2410 3320 00 000000	LONGFELLOW PRINCIPAL	1,500.00	0.00	20.00	1,480.00	0.00	554.00	1.33%
10 E 110 2410 3320 00 000000	WASHINGTON PRINCIPAL	2,000.00	0.00	0.00	2,000.00	0.00	1,538.00	0.00%
10 E 204 2410 3320 00 000000	JH PRINCIPAL TRAVEL	1,500.00	0.00	52.50	1,447.50	0.00	735.00	3.50%
10 E 303 2410 3320 00 000000	HS PRINCIPAL TRAVEL	3,000.00	200.00	520.00	2,480.00	0.00	1,861.00	17.33%
10 E 105 2410 4100 00 000000	ADAMS PRINCIPAL	700.00	0.00	0.00	700.00	0.00	569.79	0.00%
10 E 107 2410 4100 00 000000	JEFFERSON PRINCIPAL	250.00	0.00	0.00	250.00	0.00	0.00	0.00%
10 E 108 2410 4100 00 000000	LINCOLN PRINCIPAL	500.00	0.00	0.00	500.00	0.00	53.90	0.00%
10 E 109 2410 4100 00 000000	LONGFELLOW PRINCIPAL	250.00	0.00	0.00	250.00	0.00	0.00	0.00%
10 E 110 2410 4100 00 000000	WASHINGTON PRINCIPAL	250.00	0.00	225.00	25.00	0.00	0.00	90.00%
10 E 204 2410 4100 00 000000	JH PRINCIPAL SUPPLIES	600.00	0.00	0.00	600.00	0.00	438.00	0.00%
10 E 303 2410 4100 00 000000	HS PRINCIPAL SUPPLIES	1,500.00	0.00	170.17	1,329.83	0.00	1,218.38	11.34%

Expenses Monthly Short

Fiscal Year: 2025-2026
 Month: December

MARION CUSD #2, IL

Account Number	Account Description	Original Budget	CY Monthly Activity	CYTD Activity	YTD Unexpended	YTD Encumbranc	Prior Fiscal Year	% of Budget
10 - EDUCATIONAL FUND								
10 E 105 2410 6400 00 000000	ADAMS PRINCIPAL	950.00	0.00	449.00	501.00	0.00	736.96	47.26%
10 E 107 2410 6400 00 000000	JEFFERSON PRINCIPAL	900.00	0.00	417.66	482.34	0.00	809.00	46.41%
10 E 108 2410 6400 00 000000	LINCOLN PRINCIPAL	1,500.00	0.00	786.58	713.42	0.00	1,061.50	52.44%
10 E 109 2410 6400 00 000000	LONGFELLOW PRINCIPAL	800.00	0.00	389.89	410.11	0.00	368.00	48.74%
10 E 110 2410 6400 00 000000	WASHINGTON PRINCIPAL	1,500.00	0.00	790.97	709.03	0.00	1,195.00	52.73%
10 E 204 2410 6400 00 000000	JH PRINCIPAL DUES/FEES	2,000.00	0.00	449.00	1,551.00	1,100.00	1,576.33	22.45%
10 E 303 2410 6400 00 000000	HS PRINCIPAL DUES/FEES	2,300.00	0.00	1,522.27	777.73	0.00	1,685.00	66.19%
10 E 000 2510 1150 00 000000	BUS MAN: SALARY, SEC	96,180.00	9,191.02	53,569.56	42,610.44	0.00	102,139.68	55.70%
10 E 000 2510 2110 00 000000	Bus Man: TRS	422.00	0.00	210.93	211.07	0.00	3,796.74	49.98%
10 E 000 2510 2120 00 000000	BUS MAN: IMRF	4,350.00	433.08	2,424.74	1,925.26	0.00	3,021.74	55.74%
10 E 000 2510 2170 00 000000	Bus Man: TRS .58%	27.00	0.00	13.47	13.53	0.00	242.46	49.89%
10 E 000 2510 2220 00 000000	BUS MAN: HEALTH INSUR	1,476.00	0.00	737.83	738.17	0.00	17,637.66	49.99%
10 E 000 2510 2250 00 000000	Bus Man: TRS Health	73.00	0.00	36.43	36.57	0.00	655.74	49.90%
10 E 000 2510 3320 00 000000	BUS MAN: TRAVEL	3,500.00	0.00	2,809.45	690.55	0.00	3,333.17	80.27%
10 E 000 2510 3400 00 000000	BUS MAN: COM/POST	6,000.00	0.00	2,693.92	3,306.08	0.00	5,488.19	44.90%
10 E 000 2510 3500 00 000000	BUS MAN: ADVERTISING	2,000.00	108.00	1,123.00	877.00	0.00	440.86	56.15%
10 E 000 2510 3600 00 000000	BUS MAN: COPYING	2,800.00	200.00	3,393.34	-593.34	0.00	2,800.00	121.
10 E 000 2510 3900 00 000000	BUS MAN: OTHER	0.00	0.00	250.00	-250.00	0.00	0.00	
10 E 000 2510 4100 00 000000	BUS MAN: SUPPLIES	32,815.00	833.52	5,174.74	27,640.26	0.00	2,896.53	15.77%
10 E 000 2510 5400 00 000000	BUS MAN: CAPITAL OUTLAY	0.00	0.00	599.00	-599.00	0.00	0.00	
10 E 000 2510 6400 00 000000	BUS MAN: DUES/FEES	1,500.00	0.00	0.00	1,500.00	0.00	1,493.44	0.00%
10 E 000 2520 1110 00 000000	Fiscal Serv: Salary	95,000.00	7,912.56	47,475.37	47,524.63	0.00	89,548.31	49.97%
10 E 000 2520 1150 00 000000	Fiscal Manager Salary	54,046.00	4,623.90	25,724.78	28,321.22	0.00	0.00	47.60%
10 E 000 2520 2110 00 000000	FISCAL: TRS 9%	5,350.00	457.30	2,553.26	2,796.74	0.00	0.00	47.72%
10 E 000 2520 2120 00 000000	FISCAL: IMRF	5,310.00	372.84	2,237.06	3,072.94	0.00	4,219.68	42.13%
10 E 000 2520 2170 00 000000	FISCAL: TRS .58%	345.00	29.50	164.13	180.87	0.00	0.00	47.57%
10 E 000 2520 2220 00 000000	FISCAL: HEALTH	17,200.00	2,936.74	16,824.99	375.01	0.00	16,774.93	97.82%
10 E 000 2520 2250 00 000000	FISCAL: TRS HEALTH	933.00	79.78	443.82	489.18	0.00	0.00	47.57%
10 E 000 2520 3170 00 000000	AUDIT	35,550.00	9,887.50	39,550.00	-4,000.00	0.00	25,270.00	111.
10 E 000 2520 3190 00 000002	Skyward Acct. Software	36,000.00	0.00	37,396.16	-1,396.16	0.00	36,357.12	103.
10 E 000 2520 3190 00 000004	Public School Works Fee	9,500.00	0.00	0.00	9,500.00	0.00	9,458.00	0.00%
10 E 000 2520 3190 00 000005	BOND DISCLOSURE SERVICE	2,500.00	0.00	0.00	2,500.00	0.00	2,500.00	0.00%

Expenses Monthly Short

Fiscal Year: 2025-2026
 Month: December

MARION CUSD #2, IL

Account Number	Account Description	Original Budget	CY Monthly Activity	CYTD Activity	YTD Unexpended	YTD Encumbranc	Prior Fiscal Year	% of Budget
10 - EDUCATIONAL FUND								
10 E 000 2520 3190 00 000006	Red Rover Software	23,000.00	0.00	22,838.40	161.60	0.00	0.00	99.30%
10 E 000 2520 3320 00 000000	FISCAL: TRAVEL	3,000.00	74.48	74.48	2,925.52	0.00	2,671.54	2.48%
10 E 000 2520 4100 00 000000	FISCAL: SUPPLIES	5,000.00	0.00	0.00	5,000.00	0.00	3,230.44	0.00%
10 E 000 2520 5400 00 000000	Fiscal Capital Outlay	0.00	0.00	593.01	-593.01	0.00	0.00	
10 E 000 2520 6400 00 000000	FISCAL: DUES/FEES	3,500.00	0.00	2,326.05	1,173.95	0.00	1,196.61	66.46%
10 E 000 2542 3190 00 000000	CRIMINAL BACKGROUND	10,000.00	385.00	3,090.00	6,910.00	0.00	5,785.00	30.90%
10 E 000 2545 3230 10 000000	DR ED: MAINT	1,000.00	0.00	0.00	1,000.00	0.00	680.19	0.00%
10 E 000 2545 4100 10 000000	DR ED: SUPPLIES	3,000.00	141.90	884.31	2,115.69	0.00	1,860.40	29.48%
10 E 000 2545 5400 10 000000	DR ED: CAP OUT	3,000.00	0.00	0.00	3,000.00	0.00	23,806.40	0.00%
10 E 000 2560 1110 84 000000	FOOD SERV: SALARY, SUP	76,450.00	6,370.82	38,224.92	38,225.08	0.00	72,100.08	50.00%
10 E 000 2560 1150 84 000000	FOOD SERV: SALARY, SEC	23,000.00	2,886.82	14,555.03	8,444.97	0.00	19,836.96	63.28%
10 E 105 2560 1190 84 000000	ADAMS FOOD SERV COOKS	116,000.00	6,706.62	41,868.86	74,131.14	0.00	99,778.47	36.09%
10 E 107 2560 1190 84 000000	JEFFERSON FOOD SERV	81,000.00	8,979.05	39,928.62	41,071.38	0.00	72,603.22	49.29%
10 E 108 2560 1190 84 000000	LINCOLN FOOD SERV COOKS	120,000.00	12,621.71	54,412.06	65,587.94	0.00	107,639.86	45.34%
10 E 109 2560 1190 84 000000	LONGFELLOW FOOD SERV	90,000.00	9,653.74	42,705.02	47,294.98	0.00	73,454.14	47.45%
10 E 110 2560 1190 84 000000	WASHINGTON FOOD SERV	125,000.00	13,377.47	60,563.02	64,436.98	0.00	110,825.51	48.45%
10 E 204 2560 1190 84 000000	JH COOK SALARY	135,000.00	14,714.56	68,611.68	66,388.32	0.00	105,389.87	50.82%
10 E 303 2560 1190 84 000000	HS FOOD SERV COOKS	205,000.00	18,787.02	83,536.83	121,463.17	0.00	168,999.73	40.75%
10 E 000 2560 1200 84 000000	FOOD SERV: SALARY, SUBS	25,000.00	536.25	4,882.50	20,117.50	0.00	23,603.75	19.53%
10 E 105 2560 1200 84 000000	ADAMS FOOD SERV SUB	500.00	2,373.75	3,510.00	-3,010.00	0.00	0.00	702.
10 E 107 2560 1200 84 000000	JEFFERSON FOOD SERV SUB	500.00	0.00	0.00	500.00	0.00	0.00	0.00%
10 E 108 2560 1200 84 000000	LINCOLN FOOD SERV SUB	500.00	0.00	0.00	500.00	0.00	0.00	0.00%
10 E 109 2560 1200 84 000000	LONGFELLOW FOOD SERV	500.00	0.00	0.00	500.00	0.00	0.00	0.00%
10 E 110 2560 1200 84 000000	WASHINGTON FOOD SERV	500.00	0.00	0.00	500.00	0.00	0.00	0.00%
10 E 204 2560 1200 84 000000	JH SUB COOK SALARY	10,000.00	1,290.00	3,326.25	6,673.75	0.00	9,661.25	33.26%
10 E 303 2560 1200 84 000000	HS FOOD SERV SUB COOK	5,000.00	0.00	45.00	4,955.00	0.00	5.95	0.90%
10 E 965 2560 1300 30 000000	ESSER III Food Service	0.00	0.00	0.00	0.00	0.00	4,560.00	
10 E 105 2560 1300 84 000000	ADAMS FOOD SERV HOURLY	500.00	0.00	0.00	500.00	0.00	41.62	0.00%
10 E 107 2560 1300 84 000000	JEFFERSON FOOD SERV	500.00	0.00	0.00	500.00	0.00	0.00	0.00%
10 E 108 2560 1300 84 000000	LINCOLN FOOD SERV	2,000.00	0.00	0.00	2,000.00	0.00	1,801.83	0.00%
10 E 109 2560 1300 84 000000	LONGFELLOW FOOD SERV	1,000.00	0.00	0.00	1,000.00	0.00	825.76	0.00%
10 E 110 2560 1300 84 000000	WASHINGTON FOOD SERV	500.00	0.00	0.00	500.00	0.00	190.24	0.00%

Expenses Monthly Short

Fiscal Year: 2025-2026
 Month: December

MARION CUSD #2, IL

Account Number	Account Description	Original Budget	CY Monthly Activity	CYTD Activity	YTD Unexpended	YTD Encumbranc	Prior Fiscal Year	% of Budget
10 - EDUCATIONAL FUND								
10 E 204 2560 1300 84 000000	JH FOOD SERVICE HOURLY	4,000.00	0.00	40.17	3,959.83	0.00	3,306.66	1.00%
10 E 303 2560 1300 84 000000	HS FOOD SERV HOURLY	500.00	0.00	0.00	500.00	0.00	124.30	0.00%
10 E 105 2560 1310 84 000000	ADAMS FOOD SERV	1,000.00	410.56	1,248.48	-248.48	0.00	656.48	124.
10 E 107 2560 1310 84 000000	JEFFERSON FOOD SERV	500.00	646.85	738.17	-238.17	0.00	0.00	147.
10 E 108 2560 1310 84 000000	LINCOLN FOOD SERV	1,500.00	1,812.52	1,995.30	-495.30	0.00	875.49	133.
10 E 109 2560 1310 84 000000	LONGFELLOW FOOD SERV	500.00	349.23	453.70	46.30	0.00	176.04	90.74%
10 E 110 2560 1310 84 000000	WASHINGTON FOOD SERV	1,000.00	0.00	314.41	685.59	0.00	472.45	31.44%
10 E 204 2560 1310 84 000000	JH FOOD SERVICE	3,000.00	558.38	603.05	2,396.95	0.00	1,173.63	20.10%
10 E 303 2560 1310 84 000000	HS FOOD SERV OVERTIME	4,000.00	2,266.34	2,869.26	1,130.74	0.00	2,752.74	71.73%
10 E 965 2560 2120 30 000000	ESSER III Food IMRF	0.00	0.00	0.00	0.00	0.00	214.87	
10 E 000 2560 2120 84 000000	FOOD SERV: IMRF	4,500.00	436.22	2,487.04	2,012.96	0.00	4,332.19	55.27%
10 E 105 2560 2120 84 000000	ADAMS FOOD SERV IMRF	5,000.00	335.36	2,031.70	2,968.30	0.00	4,664.72	40.63%
10 E 107 2560 2120 84 000000	JEFFERSON FOOD SERV	4,000.00	443.80	1,906.45	2,093.55	0.00	3,421.07	47.66%
10 E 108 2560 2120 84 000000	LINCOLN FOOD SERV IMRF	5,555.00	680.13	2,655.54	2,899.46	0.00	4,574.48	47.80%
10 E 109 2560 2120 84 000000	LONGFELLOW FOOD SERV	4,800.00	471.33	2,033.61	2,766.39	0.00	3,508.36	42.37%
10 E 110 2560 2120 84 000000	WASHINGTON FOOD SERV	5,765.00	504.65	2,334.17	3,430.83	0.00	4,238.32	40.49%
10 E 204 2560 2120 84 000000	JH FOOD SERVICE IMRF	7,750.00	719.66	3,263.30	4,486.70	0.00	5,150.69	42.11%
10 E 303 2560 2120 84 000000	HS FOOD SERV IMRF	9,100.00	992.03	4,071.48	5,028.52	0.00	8,099.11	44.74%
10 E 965 2560 2220 30 000000	ESSER III HEALTH INS	0.00	0.00	0.00	0.00	0.00	2,227.74	
10 E 000 2560 2220 84 000000	FOOD SERV: HEALTH INSUR	25,525.00	2,134.46	12,764.90	12,760.10	0.00	25,011.56	50.01%
10 E 105 2560 2220 84 000000	ADAMS FOOD SERV HEALTH	25,500.00	3,930.82	16,520.98	8,979.02	0.00	24,708.52	64.79%
10 E 107 2560 2220 84 000000	JEFFERSON FOOD SERV	9,500.00	0.00	0.00	9,500.00	0.00	0.00	0.00%
10 E 108 2560 2220 84 000000	LINCOLN FOOD SERV	9,500.00	1,084.88	4,339.52	5,160.48	0.00	0.00	45.68%
10 E 109 2560 2220 84 000000	LONGFELLOW FOOD SERV	10,400.00	0.00	531.80	9,868.20	0.00	10,107.49	5.11%
10 E 110 2560 2220 84 000000	WASHINGTON FOOD SERV	9,500.00	0.00	0.00	9,500.00	0.00	0.00	0.00%
10 E 204 2560 2220 84 000000	JH FOOD SERVICE HEALTH	35,500.00	5,233.61	15,646.01	19,853.99	0.00	34,548.50	44.07%
10 E 303 2560 2220 84 000000	HS FOOD SERV HEALTH	56,000.00	4,555.68	19,924.10	36,075.90	0.00	54,382.90	35.58%
10 E 000 2560 3190 84 000000	FOOD SERV: OTHER	5,000.00	0.00	1,045.00	3,955.00	0.00	4,291.77	20.90%
10 E 105 2560 3190 84 000000	ADAMS FOOD SERV OTHER	2,000.00	0.00	162.14	1,837.86	0.00	1,125.40	8.11%
10 E 107 2560 3190 84 000000	JEFFERSON FOOD SERV	3,000.00	0.00	235.84	2,764.16	0.00	2,935.32	7.86%
10 E 108 2560 3190 84 000000	LINCOLN FOOD SERV OTHER	5,000.00	0.00	243.21	4,756.79	0.00	787.89	4.86%
10 E 109 2560 3190 84 000000	LONGFELLOW FOOD SERV	11,000.00	447.63	2,695.78	8,304.22	1,193.68	9,419.58	24.51%

Expenses Monthly Short

Fiscal Year: 2025-2026
 Month: December

MARION CUSD #2, IL

Account Number	Account Description	Original Budget	CY Monthly Activity	CYTD Activity	YTD Unexpended	YTD Encumbranc	Prior Fiscal Year	% of Budget
10 - EDUCATIONAL FUND								
10 E 110 2560 3190 84 000000	WASHINGTON FOOD SERV	11,000.00	724.43	4,694.35	6,305.65	1,923.03	9,796.32	42.68%
10 E 204 2560 3190 84 000000	JH FOOD SERV OTHER	2,000.00	0.00	269.57	1,730.43	0.00	1,249.38	13.48%
10 E 303 2560 3190 84 000000	HS FOOD SERV PURCHASED	2,000.00	0.00	287.43	1,712.57	0.00	1,855.59	14.37%
10 E 000 2560 3230 84 000000	FOOD SERV: MAINT - REPR	3,000.00	0.00	0.00	3,000.00	0.00	2,786.66	0.00%
10 E 105 2560 3230 84 000000	ADAMS FOOD SERV	4,500.00	0.00	865.91	3,634.09	0.00	4,543.96	19.24%
10 E 107 2560 3230 84 000000	JEFFERSON FOOD SERV	5,000.00	0.00	175.00	4,825.00	0.00	7,699.89	3.50%
10 E 108 2560 3230 84 000000	LINCOLN FOOD SERV	3,500.00	0.00	756.95	2,743.05	0.00	3,414.11	21.63%
10 E 109 2560 3230 84 000000	LONGFELLOW FOOD SERV	4,000.00	0.00	0.00	4,000.00	0.00	1,532.81	0.00%
10 E 110 2560 3230 84 000000	WASHINGTON FOOD SERV	3,500.00	145.00	1,086.95	2,413.05	0.00	3,176.43	31.06%
10 E 204 2560 3230 84 000000	JH FOOD SERV	4,500.00	145.00	988.82	3,511.18	0.00	3,064.97	21.97%
10 E 303 2560 3230 84 000000	HS FOOD SERV	10,000.00	793.07	3,310.40	6,689.60	0.00	4,741.56	33.10%
10 E 000 2560 3320 84 000000	FOOD SERV: TRAVEL	1,000.00	0.00	0.00	1,000.00	0.00	0.00	0.00%
10 E 105 2560 3320 84 000000	ADAMS FOOD SERV TRAVEL	500.00	378.40	378.40	121.60	0.00	340.00	75.68%
10 E 107 2560 3320 84 000000	JEFFERSON FOOD SERV	100.00	0.00	0.00	100.00	0.00	0.00	0.00%
10 E 108 2560 3320 84 000000	LINCOLN FOOD SERV	100.00	0.00	0.00	100.00	0.00	0.00	0.00%
10 E 109 2560 3320 84 000000	LONGFELLOW FOOD SERV	100.00	0.00	0.00	100.00	0.00	0.00	0.00%
10 E 110 2560 3320 84 000000	WASHINGTON FOOD SERV	100.00	0.00	0.00	100.00	0.00	0.00	0.00%
10 E 303 2560 3320 84 000000	HS FOOD SERV TRAVEL	100.00	0.00	0.00	100.00	0.00	0.00	0.00%
10 E 000 2560 4100 84 000000	FOOD SERV: SUPPLIES	25,000.00	39.07	3,832.12	21,167.88	1,082.41	13,611.50	15.33%
10 E 000 2560 4100 84 000001	FARM TO CHILD GRANT	15,000.00	0.00	13,086.38	1,913.62	0.00	13,086.50	87.24%
10 E 000 2560 4100 84 429900	Supply Chain Assist	0.00	0.00	0.00	0.00	0.00	6,029.31	
10 E 105 2560 4100 84 000000	ADAMS FOOD SERV	100,000.00	6,849.29	39,595.77	60,404.23	0.00	85,318.49	39.60%
10 E 107 2560 4100 84 000000	JEFFERSON FOOD SERV	120,000.00	11,967.33	54,391.43	65,608.57	0.00	104,534.10	45.33%
10 E 108 2560 4100 84 000000	LINCOLN FOOD SERV	190,000.00	15,838.02	75,659.99	114,340.01	0.00	178,712.16	39.82%
10 E 109 2560 4100 84 000000	LONGFELLOW FOOD SERV	120,000.00	8,760.33	43,902.96	76,097.04	0.00	108,360.32	36.59%
10 E 110 2560 4100 84 000000	WASHINGTON FOOD SERV	180,000.00	16,377.06	86,360.29	93,639.71	34.36	163,557.88	47.98%
10 E 204 2560 4100 84 000000	JH FOOD SERVICE	300,000.00	28,677.56	125,163.48	174,836.52	0.00	297,686.70	41.72%
10 E 303 2560 4100 84 000000	HS FOOD SERV SUPPLIES	240,000.00	27,204.08	116,297.23	123,702.77	119.78	229,349.93	48.46%
10 E 000 2560 5400 00 000001	School Breakfast	0.00	0.00	0.00	0.00	0.00	2,659.00	
10 E 000 2560 5400 84 000000	Food Service Equipment	1,800.00	0.00	0.00	1,800.00	0.00	31,755.21	0.00%
10 E 105 2560 5400 84 000000	ADAMS FOOD SERV	5,000.00	0.00	5,078.19	-78.19	0.00	0.00	101.
10 E 107 2560 5400 84 000000	JEFFERSON FOOD SERV	4,000.00	0.00	0.00	4,000.00	0.00	877.48	0.00%

Expenses Monthly Short

Fiscal Year: 2025-2026
 Month: December

MARION CUSD #2, IL

Account Number	Account Description	Original Budget	CY Monthly Activity	CYTD Activity	YTD Unexpended	YTD Encumbranc	Prior Fiscal Year	% of Budget
10 - EDUCATIONAL FUND								
10 E 108 2560 5400 84 000000	LINCOLN FOOD SERV	4,000.00	0.00	0.00	4,000.00	0.00	0.00	0.00%
10 E 109 2560 5400 84 000000	LONGFELLOW FOOD SERV	10,000.00	0.00	0.00	10,000.00	0.00	0.00	0.00%
10 E 110 2560 5400 84 000000	WASHINGTON FOOD SERV	4,000.00	0.00	0.00	4,000.00	0.00	877.48	0.00%
10 E 204 2560 5400 84 000000	JH FOOD SERV CAPITAL	5,000.00	0.00	0.00	5,000.00	0.00	0.00	0.00%
10 E 204 2560 5400 84 000001	Grant Purchase	1,721.00	0.00	1,720.37	0.63	0.00	0.00	99.96%
10 E 303 2560 5400 84 000000	HS FOOD SERV CAPITAL	10,000.00	0.00	0.00	10,000.00	0.00	0.00	0.00%
10 E 303 2560 5400 84 000001	Grant Purchase	1,721.00	0.00	1,720.37	0.63	0.00	0.00	99.96%
10 E 000 2560 6400 84 000000	FOOD SERV: DUES/FEES	500.00	0.00	1,300.00	-800.00	0.00	0.00	260.
10 E 902 2900 4100 30 000000	TITLE I: HOMESLESS	3,136.00	0.00	0.00	3,136.00	0.00	0.00	0.00%
10 E 902 2900 4100 30 109000	LONG TITLE I HOMELESS	0.00	224.58	224.58	-224.58	0.00	0.00	
10 E 930 2900 4100 30 000000	TITLE I: HOMELESS	0.00	0.00	0.00	0.00	0.00	194.73	
10 E 972 3000 4100 00 000000	Literacy Plan Supplies	0.00	0.00	3,818.37	-3,818.37	0.00	0.00	
10 E 902 3900 1140 30 105000	ADAMS TITLE I COM SER	13,600.00	1,161.78	4,647.12	8,952.88	0.00	1,544.92	34.17%
10 E 902 3900 1140 30 107000	JEFF TITLE I COM SER	13,600.00	1,161.78	4,647.12	8,952.88	0.00	1,815.12	34.17%
10 E 902 3900 1140 30 108000	LINC TITLE I COM SER	13,600.00	1,161.78	4,647.12	8,952.88	0.00	2,085.24	34.17%
10 E 902 3900 1140 30 109000	LONG TITLE I COM SER	13,600.00	1,161.78	4,647.12	8,952.88	0.00	1,815.12	34.17%
10 E 902 3900 1140 30 110000	WASH TITLE I COM SER	13,600.00	1,161.72	4,646.88	8,953.12	0.00	1,815.12	34.17%
10 E 930 3900 1140 30 105000	AD TITLE SALARY	2,400.00	0.00	2,323.48	76.52	0.00	12,287.06	96.81%
10 E 930 3900 1140 30 107000	JE TITLE SALARY	2,400.00	0.00	2,323.48	76.52	0.00	12,287.06	96.81%
10 E 930 3900 1140 30 108000	LI TITLE SALARY	2,400.00	0.00	2,323.48	76.52	0.00	12,245.12	96.81%
10 E 930 3900 1140 30 109000	LO TITLE SALARY	2,400.00	0.00	2,323.48	76.52	0.00	12,203.18	96.81%
10 E 930 3900 1140 30 110000	WA TITLE SALARY	2,400.00	0.00	2,323.60	76.40	0.00	12,203.68	96.82%
10 E 930 3900 1300 30 000000	Title I Summer Stipend	0.00	0.00	7,380.00	-7,380.00	0.00	0.00	
10 E 902 3900 2100 30 105000	AD TITLE I FED TRS	1,400.00	132.02	528.08	871.92	0.00	0.00	37.72%
10 E 902 3900 2100 30 107000	JE TITLE I FED TRS	1,400.00	132.02	528.08	871.92	0.00	0.00	37.72%
10 E 902 3900 2100 30 108000	LI TITLE I FED TRS	1,400.00	132.02	528.08	871.92	0.00	0.00	37.72%
10 E 902 3900 2100 30 109000	LO TITLE I FED TRS	1,400.00	132.02	528.08	871.92	0.00	0.00	37.72%
10 E 902 3900 2100 30 110000	WA TITLE I FED TRS	1,400.00	131.96	527.84	872.16	0.00	0.00	37.70%
10 E 930 3900 2100 30 000000	TITLE I FED TRS	0.00	0.00	0.00	0.00	0.00	23.85	
10 E 930 3900 2100 30 105000	AD TITLE I FED TRS	270.00	0.00	264.00	6.00	0.00	1,213.36	97.78%
10 E 930 3900 2100 30 107000	JE TITLE I FED TRS	270.00	0.00	264.00	6.00	0.00	1,213.36	97.78%
10 E 930 3900 2100 30 108000	LI TITLE I FED TRS	270.00	0.00	264.00	6.00	0.00	1,213.36	97.78%

Expenses Monthly Short

Fiscal Year: 2025-2026
 Month: December

MARION CUSD #2, IL

Account Number	Account Description	Original Budget	CY Monthly Activity	CYTD Activity	YTD Unexpended	YTD Encumbranc	Prior Fiscal Year	% of Budget
10 - EDUCATIONAL FUND								
10 E 930 3900 2100 30 109000	LO TITLE I FED TRS	270.00	0.00	264.00	6.00	0.00	1,213.36	97.78%
10 E 930 3900 2100 30 110000	WA TITLE I FED TRS	270.00	0.00	264.04	5.96	0.00	1,213.56	97.79%
10 E 902 3900 2110 30 105000	AD TITLE I TRS	1,400.00	114.90	459.60	940.40	0.00	0.00	32.83%
10 E 902 3900 2110 30 107000	JE TITLE I TRS	1,400.00	114.90	459.60	940.40	0.00	0.00	32.83%
10 E 902 3900 2110 30 108000	LI TITLE I TRS	1,400.00	114.90	459.60	940.40	0.00	0.00	32.83%
10 E 902 3900 2110 30 109000	LO TITLE I TRS	1,400.00	114.90	459.60	940.40	0.00	0.00	32.83%
10 E 902 3900 2110 30 110000	WA TITLE I TRS	1,400.00	114.90	459.60	940.40	0.00	0.00	32.83%
10 E 930 3900 2110 30 000000	TITLE I 9% TRS	1,500.00	0.00	729.80	770.20	0.00	20.75	48.65%
10 E 930 3900 2110 30 105000	AD TITLE I TRS	230.00	0.00	229.80	0.20	0.00	1,215.24	99.91%
10 E 930 3900 2110 30 107000	JE TITLE I TRS	230.00	0.00	229.80	0.20	0.00	1,215.24	99.91%
10 E 930 3900 2110 30 108000	LI TITLE I TRS	230.00	0.00	229.80	0.20	0.00	1,215.24	99.91%
10 E 930 3900 2110 30 109000	LO TITLE I TRS	230.00	0.00	229.80	0.20	0.00	1,215.24	99.91%
10 E 930 3900 2110 30 110000	WA TITLE I TRS	230.00	0.00	229.80	0.20	0.00	1,215.15	99.91%
10 E 902 3900 2170 30 105000	AD TITLE I .58% TRS	90.00	7.42	29.68	60.32	0.00	0.00	32.98%
10 E 902 3900 2170 30 107000	JE TITLE I .58% TRS	90.00	7.42	29.68	60.32	0.00	0.00	32.98%
10 E 902 3900 2170 30 108000	LI TITLE I .58% TRS	90.00	7.42	29.68	60.32	0.00	0.00	32.98%
10 E 902 3900 2170 30 109000	LO TITLE I .58% TRS	90.00	7.42	29.68	60.32	0.00	0.00	32.98%
10 E 902 3900 2170 30 110000	WA TITLE I .58% TRS	90.00	7.38	29.52	60.48	0.00	0.00	32.80%
10 E 930 3900 2170 30 000000	TITLE I .58% TRS	170.00	0.00	47.15	122.85	0.00	1.35	27.74%
10 E 930 3900 2170 30 105000	AD TITLE I: .58% TRS	0.00	0.00	14.84	-14.84	0.00	78.46	
10 E 930 3900 2170 30 107000	JE TITLE I: .58% TRS	0.00	0.00	14.84	-14.84	0.00	78.46	
10 E 930 3900 2170 30 108000	LI TITLE I: .58% TRS	0.00	0.00	14.84	-14.84	0.00	78.46	
10 E 930 3900 2170 30 109000	LO TITLE I: .58% TRS	0.00	0.00	14.84	-14.84	0.00	78.46	
10 E 930 3900 2170 30 110000	WA TITLE I: .58% TRS	0.00	0.00	14.76	-14.76	0.00	78.12	
10 E 902 3900 2220 30 105000	AD Title I Health Ins	3,500.00	294.04	1,175.62	2,324.38	0.00	311.48	33.59%
10 E 902 3900 2220 30 107000	JE Title I Health Ins	3,500.00	294.04	1,175.62	2,324.38	0.00	311.48	33.59%
10 E 902 3900 2220 30 108000	LI Title I Health Ins	3,500.00	294.04	1,175.62	2,324.38	0.00	311.48	33.59%
10 E 902 3900 2220 30 109000	LO Title I Health Ins	3,500.00	294.04	1,175.62	2,324.38	0.00	311.48	33.59%
10 E 902 3900 2220 30 110000	WA Title I Health Ins	3,500.00	294.10	1,175.81	2,324.19	0.00	311.50	33.59%
10 E 930 3900 2220 30 105000	AD TITILE I HEALTH INS	600.00	0.00	578.08	21.92	0.00	3,086.40	96.35%
10 E 930 3900 2220 30 107000	JE TITLE I HEALTH INS	600.00	0.00	578.08	21.92	0.00	3,086.40	96.35%
10 E 930 3900 2220 30 108000	LI TITLE I HEALTH INS	600.00	0.00	578.08	21.92	0.00	3,086.40	96.35%

Expenses Monthly Short

Fiscal Year: 2025-2026
 Month: December

MARION CUSD #2, IL

Account Number	Account Description	Original Budget	CY Monthly Activity	CYTD Activity	YTD Unexpended	YTD Encumbranc	Prior Fiscal Year	% of Budget
10 - EDUCATIONAL FUND								
10 E 930 3900 2220 30 109000	LO TITLE I HEALTH INS	600.00	0.00	578.08	21.92	0.00	3,086.40	96.35%
10 E 930 3900 2220 30 110000	WA TITILE I HEALTH INS	600.00	0.00	578.00	22.00	0.00	3,085.97	96.33%
10 E 902 3900 2250 30 000000	TITLE I THIS INS	1,600.00	0.00	0.00	1,600.00	0.00	0.00	0.00%
10 E 902 3900 2250 30 105000	AD TITLE I TRS HEALTH	0.00	20.04	80.16	-80.16	0.00	0.00	
10 E 902 3900 2250 30 107000	JE TITLE I TRS HEALTH	0.00	20.04	80.16	-80.16	0.00	0.00	
10 E 902 3900 2250 30 108000	LI TITLE I TRS HEALTH	0.00	20.04	80.16	-80.16	0.00	0.00	
10 E 902 3900 2250 30 109000	LO TITLE I TRS HEALTH	0.00	20.04	80.16	-80.16	0.00	0.00	
10 E 902 3900 2250 30 110000	WA TITLE I TRS HEALTH	0.00	20.06	80.24	-80.24	0.00	0.00	
10 E 930 3900 2250 30 000000	TITLE I TRS HEALTH	260.00	0.00	127.34	132.66	0.00	3.60	48.98%
10 E 930 3900 2250 30 105000	AD TITLE I TRS HEALTH	45.00	0.00	40.08	4.92	0.00	211.95	89.07%
10 E 930 3900 2250 30 107000	JE TITLE I TRS HEALTH	45.00	0.00	40.08	4.92	0.00	211.95	89.07%
10 E 930 3900 2250 30 108000	LI TITLE I TRS HEALTH	45.00	0.00	40.08	4.92	0.00	211.95	89.07%
10 E 930 3900 2250 30 109000	LO TITLE I TRS HEALTH	45.00	0.00	40.08	4.92	0.00	211.95	89.07%
10 E 930 3900 2250 30 110000	WA TITLE I TRS HEALTH	45.00	0.00	40.08	4.92	0.00	211.98	89.07%
10 E 971 3900 3190 00 000000	Stronger Connections	0.00	0.00	0.00	0.00	0.00	35,589.10	
10 E 105 3901 1140 00 000000	ADAMS AFTERCATS SALARY	22,000.00	713.36	4,354.83	17,645.17	0.00	19,556.13	19.79%
10 E 107 3901 1140 00 000000	JEFFERSON AFTERCATS	20,000.00	1,576.39	8,611.22	11,388.78	0.00	9,979.35	43.06%
10 E 108 3901 1140 00 000000	LINCOLN AFTERCATS	37,000.00	2,880.51	14,169.52	22,830.48	0.00	31,430.13	38.30%
10 E 109 3901 1140 00 000000	LONGFELLOW AFTERCATS	28,000.00	3,084.78	14,176.78	13,823.22	0.00	17,704.95	50.63%
10 E 110 3901 1140 00 000000	WASHINGTON AFTERCATS	16,000.00	3,302.57	14,478.02	1,521.98	0.00	9,585.30	90.49%
10 E 204 3901 1140 00 000000	JH AFTERCATS SALARY	16,000.00	1,610.06	6,021.40	9,978.60	0.00	10,641.63	37.63%
10 E 107 3901 2120 00 000000	JEFFERSON AFTERCATS	500.00	37.87	169.02	330.98	0.00	269.68	33.80%
10 E 108 3901 2120 00 000000	LINCOLN AFTERCATS IMRF	900.00	51.82	312.82	587.18	0.00	582.68	34.76%
10 E 109 3901 2120 00 000000	LONGFELLOW AFTERCATS	1,200.00	133.35	597.55	602.45	0.00	803.49	49.80%
10 E 110 3901 2120 00 000000	WASHINGTON AFTERCATS	900.00	106.01	458.50	441.50	0.00	451.67	50.94%
10 E 204 3901 2120 00 000000	JH AFTERCATS IMRF	900.00	49.55	246.80	653.20	0.00	492.87	27.42%
10 E 107 3901 2220 00 000000	JE Aftercats Health Ins	9,765.00	514.09	2,073.99	7,691.01	0.00	3,785.46	21.24%
10 E 109 3901 2220 00 000000	LO Aftercats Health Ins	9,765.00	299.56	1,226.20	8,538.80	0.00	0.00	12.56%
10 E 204 3901 2220 00 000000	JH AFTERCATS HEALTH	9,765.00	389.58	1,655.21	8,109.79	0.00	3,990.09	16.95%
10 E 109 3901 4100 00 000000	After School Grant	0.00	0.00	720.00	-720.00	0.00	0.00	
10 E 000 4120 3190 12 000000	WCSED: BILLING	5,811,198.00	807,498.30	2,980,053.25	2,831,144.75	0.00	5,093,631.00	51.28%
10 E 000 4120 3190 12 000001	WCSED:ORPHANAGE	47,800.00	0.00	27,663.14	20,136.86	0.00	44,310.38	57.87%

Expenses Monthly Short

Fiscal Year: 2025-2026
 Month: December

MARION CUSD #2, IL

Account Number	Account Description	Original Budget	CY Monthly Activity	CYTD Activity	YTD Unexpended	YTD Encumbranc	Prior Fiscal Year	% of Budget
10 - EDUCATIONAL FUND								
10 E 000 4120 3190 12 000002	WCES IDEA FT	1,000,162.00	89,397.43	440,164.67	559,997.33	0.00	1,106,819.39	44.01%
10 E 000 4120 3190 12 000004	WCES IDEA-PS FT	26,774.00	3,974.35	21,432.31	5,341.69	0.00	29,689.69	80.05%
10 E 000 4120 3190 12 000005	WCES CRSE-FT	546,520.00	0.00	136,629.95	409,890.05	0.00	546,519.80	25.00%
10 E 000 4120 3190 12 000006	PRIVATE FACILITY	30,000.00	0.00	0.00	30,000.00	0.00	15,358.97	0.00%
10 E 000 4120 3190 12 000009	WCES: PRE K	30,000.00	0.00	0.00	30,000.00	0.00	32,554.00	0.00%
10 E 000 4190 3190 00 000001	FOUNDATION GRANTS	10,000.00	2,024.95	3,424.95	6,575.05	3,691.47	10,183.36	34.25%
10 E 000 4190 3190 00 000003	ROE TUITION ECHO	130,000.00	7,840.00	43,806.78	86,193.22	0.00	97,917.00	33.70%
10 E 000 4190 3190 00 000004	CITY OF MARION SRO	350,000.00	0.00	136,973.96	213,026.04	0.00	274,479.97	39.14%
10 - - - - -		43,950,184.	3,933,532.73	20,983,968.	22,966,215.	130,421.71	39,484,309.	47.74%
20 - OPERATIONS & MAINTENANCE FUND								
20 E 000 2533 3010 00 000707	3 Yr Asbestos Plan	3,000.00	0.00	0.00	3,000.00	0.00	0.00	0.00%
20 E 000 2533 3010 00 000804	DISTRICT WIDE BLEACHER	5,000.00	0.00	0.00	5,000.00	0.00	0.00	0.00%
20 E 000 2533 3010 00 000805	DISTRICT WIDE ROOF	10,000.00	0.00	0.00	10,000.00	0.00	0.00	0.00%
20 E 000 2533 5230 03 000000	BAYSINGER ARCH FEES	10,000.00	0.00	0.00	10,000.00	0.00	2,214.26	0.00%
20 E 965 2533 5230 30 000000	ESSER III ARCH	0.00	0.00	0.00	0.00	0.00	5,180.17	
20 E 965 2535 5230 30 000000	ESSER III HVAC	0.00	0.00	0.00	0.00	0.00	472,543.70	
20 E 000 2542 1150 00 000000	O & M Secretary	23,000.00	1,466.84	9,972.38	13,027.62	0.00	19,836.76	43.36%
20 E 000 2542 1190 00 000000	MAINT: SALARY,	540,000.00	45,267.44	269,617.21	270,382.79	0.00	451,097.28	49.93%
20 E 105 2542 1190 00 000000	ADAMS CUSTODIAN SALARY	115,000.00	6,790.35	39,896.48	75,103.52	0.00	89,672.03	34.69%
20 E 107 2542 1190 00 000000	JEFFERSON CUSTODIAN	108,000.00	7,601.60	44,347.60	63,652.40	0.00	82,646.50	41.06%
20 E 108 2542 1190 00 000000	LINCOLN CUSTODIAN	145,000.00	9,721.60	56,288.13	88,711.87	0.00	89,628.67	38.82%
20 E 109 2542 1190 00 000000	LONGFELLOW CUSTODIAN	82,000.00	6,839.45	40,357.45	41,642.55	0.00	76,538.24	49.22%
20 E 110 2542 1190 00 000000	WASHINGTON CUSTODIAN	125,000.00	10,494.73	59,947.73	65,052.27	0.00	123,105.10	47.96%
20 E 204 2542 1190 00 000000	JH CUSTODIAN SALARY	188,000.00	16,531.75	81,006.93	106,993.07	0.00	134,028.91	43.09%
20 E 303 2542 1190 00 000000	HS CUSTODIAN SALARY	322,000.00	31,725.73	190,750.79	131,249.21	0.00	375,091.30	59.24%
20 E 000 2542 1200 00 000000	Maint: salary,	50,000.00	2,921.25	13,380.15	36,619.85	0.00	46,474.85	26.76%
20 E 105 2542 1200 00 000000	ADAMS SUB/EXTRA	1,000.00	0.00	0.00	1,000.00	0.00	0.00	0.00%
20 E 107 2542 1200 00 000000	JEFFERSON SUB/EXTRA	5,000.00	0.00	0.00	5,000.00	0.00	0.00	0.00%
20 E 108 2542 1200 00 000000	LINCOLN SUB/EXTRA	10,000.00	980.30	8,673.10	1,326.90	0.00	10,239.40	86.73%
20 E 109 2542 1200 00 000000	LONGFEFELLOW SUB/EXTRA	4,000.00	0.00	0.00	4,000.00	0.00	0.00	0.00%
20 E 110 2542 1200 00 000000	WASHINGTON SUB/EXTRA	10,000.00	0.00	0.00	10,000.00	0.00	0.00	0.00%
20 E 204 2542 1200 00 000000	JH SUB/EXTRA CUSTODIAN	20,000.00	663.75	5,482.50	14,517.50	0.00	9,270.50	27.41%

Expenses Monthly Short

Fiscal Year: 2025-2026
 Month: December

MARION CUSD #2, IL

Account Number	Account Description	Original Budget	CY Monthly Activity	CYTD Activity	YTD Unexpended	YTD Encumbranc	Prior Fiscal Year	% of Budget
20 - OPERATIONS & MAINTENANCE FUND								
20 E 303 2542 1200 00 000000	HS SUB/EXTRA CUSTODIAN	20,000.00	0.00	8,966.25	11,033.75	0.00	11,902.50	44.83%
20 E 000 2542 1210 00 000000	UPKP BLD: TEMP WORK	37,000.00	1,170.00	17,032.50	19,967.50	0.00	31,177.95	46.03%
20 E 105 2542 1210 00 000000	ADAMS CUSTODIAN TEMP	10,000.00	630.00	2,842.50	7,157.50	0.00	570.50	28.43%
20 E 107 2542 1210 00 000000	JEFFERSON CUSTODIAN	10,000.00	1,492.50	10,256.25	-256.25	0.00	7,452.75	102.
20 E 108 2542 1210 00 000000	LINCOLN CUSTODIAN TEMP	10,000.00	0.00	3,187.50	6,812.50	0.00	1,769.00	31.88%
20 E 109 2542 1210 00 000000	LONGFELLOW CUSTODIAN	15,000.00	0.00	0.00	15,000.00	0.00	10,503.50	0.00%
20 E 110 2542 1210 00 000000	WASHINGTON CUSTODIAN	10,000.00	892.50	8,557.50	1,442.50	0.00	6,342.50	85.58%
20 E 204 2542 1210 00 000000	JH CUSTODIAN TEMP	20,000.00	0.00	5,910.00	14,090.00	0.00	17,155.25	29.55%
20 E 303 2542 1210 00 000000	HS CUSTODIAN TEMP	20,000.00	363.75	3,851.25	16,148.75	0.00	15,737.50	19.26%
20 E 000 2542 1300 00 000000	Maint: Salary, Overtime	15,000.00	224.35	3,701.17	11,298.83	0.00	11,231.25	24.67%
20 E 105 2542 1300 00 000000	ADAMS CUSTODIAN	2,000.00	4.25	4.25	1,995.75	0.00	348.12	0.21%
20 E 107 2542 1300 00 000000	JEFFERSON CUSTODIAN	10,000.00	17.25	51.75	9,948.25	0.00	593.92	0.52%
20 E 108 2542 1300 00 000000	LINCOLN CUSTODIAN	6,000.00	319.97	2,304.57	3,695.43	0.00	4,715.21	38.41%
20 E 109 2542 1300 00 000000	LONGFELLOW CUSTODIAN	500.00	183.89	200.24	299.76	0.00	86.39	40.05%
20 E 110 2542 1300 00 000000	WASHINGTON CUSTODIAN	3,000.00	0.00	78.99	2,921.01	0.00	0.00	2.63%
20 E 204 2542 1300 00 000000	JH CUSTODIAN OVERTIME	10,000.00	716.70	1,204.54	8,795.46	0.00	528.51	12.05%
20 E 303 2542 1300 00 000000	HS CUSTODIAN OVERTIME	20,000.00	2,524.93	9,412.83	10,587.17	0.00	17,305.60	47.06%
20 E 000 2542 2120 00 000000	MAINT: IMRF	28,750.00	2,241.66	13,321.58	15,428.42	0.00	22,849.36	46.34%
20 E 105 2542 2120 00 000000	ADAMS CUSTODIAN IMRF	5,000.00	320.16	1,880.13	3,119.87	0.00	3,928.99	37.60%
20 E 107 2542 2120 00 000000	JEFFERSON CUSTODIAN	5,000.00	359.00	2,147.23	2,852.77	0.00	3,969.28	42.94%
20 E 108 2542 2120 00 000000	LINCOLN CUSTODIAN IMRF	6,000.00	485.44	2,925.19	3,074.81	0.00	4,519.10	48.75%
20 E 109 2542 2120 00 000000	LONGFELLOW CUSTODIAN	4,000.00	330.94	1,911.09	2,088.91	0.00	3,610.60	47.78%
20 E 110 2542 2120 00 000000	WASHINGTON CUSTODIAN	7,000.00	494.50	2,828.44	4,171.56	0.00	5,800.70	40.41%
20 E 204 2542 2120 00 000000	JH CUSTODIAN IMRF	9,500.00	812.73	4,152.28	5,347.72	0.00	6,348.70	43.71%
20 E 303 2542 2120 00 000000	HS CUSTODIAN IMRF	23,000.00	1,613.87	9,528.36	13,471.64	0.00	18,545.71	41.43%
20 E 000 2542 2220 00 000000	Maint: Health Insur	58,000.00	5,489.40	32,812.81	25,187.19	0.00	50,023.12	56.57%
20 E 105 2542 2220 00 000000	ADAMS CUSTODIAN HEALTH	48,000.00	1,789.44	13,840.46	34,159.54	0.00	46,897.14	28.83%
20 E 107 2542 2220 00 000000	JEFFERSON CUSTODIAN	40,000.00	3,294.62	19,703.12	20,296.88	0.00	37,732.16	49.26%
20 E 108 2542 2220 00 000000	LINCOLN CUSTODIAN	10,000.00	870.95	4,933.29	5,066.71	0.00	9,539.60	49.33%
20 E 109 2542 2220 00 000000	LONGFELLOW CUSTODIAN	22,000.00	1,672.38	10,231.02	11,768.98	0.00	20,968.76	46.50%
20 E 110 2542 2220 00 000000	WASHINGTON CUSTODIAN	10,000.00	793.46	3,967.30	6,032.70	0.00	7,939.02	39.67%
20 E 204 2542 2220 00 000000	JH CUSTODIAN HEALTH INS	20,000.00	1,653.95	9,758.63	10,241.37	0.00	18,309.12	48.79%

Expenses Monthly Short

Fiscal Year: 2025-2026
 Month: December

MARION CUSD #2, IL

Account Number	Account Description	Original Budget	CY Monthly Activity	CYTD Activity	YTD Unexpended	YTD Encumbranc	Prior Fiscal Year	% of Budget
20 - OPERATIONS & MAINTENANCE FUND								
20 E 303 2542 2220 00 000000	HS CUSTODIAN HEALTH	107,000.00	7,123.31	50,994.51	56,005.49	0.00	103,881.72	47.66%
20 E 000 2542 3190 00 000000	UPKP BLD: OTHER CONTR	841,000.00	48,470.51	521,374.22	319,625.78	116,570.36	897,763.81	61.99%
20 E 000 2542 3190 00 000004	Safety Grant	0.00	0.00	0.00	0.00	0.00	7,000.00	
20 E 000 2542 3210 00 000000	PEST CONTROL	3,500.00	87.75	3,553.30	-53.30	0.00	949.16	101.
20 E 105 2542 3210 00 000000	ADAMS PEST CONTROL	1,500.00	91.16	545.35	954.65	0.00	944.32	36.36%
20 E 107 2542 3210 00 000000	JEFFERSON PEST CONTROL	1,200.00	79.57	390.45	809.55	0.00	734.40	32.54%
20 E 108 2542 3210 00 000000	LINCOLN PEST CONTROL	1,200.00	80.66	633.32	566.68	0.00	718.60	52.78%
20 E 109 2542 3210 00 000000	LONGFELLOW PEST CONTROL	1,200.00	80.66	396.64	803.36	0.00	666.00	33.05%
20 E 110 2542 3210 00 000000	WASHINGTON PEST CONTROL	7,000.00	65.72	328.60	6,671.40	0.00	6,170.68	4.69%
20 E 204 2542 3210 00 000000	JH PEST CONTROL	1,500.00	114.45	772.80	727.20	0.00	1,147.00	51.52%
20 E 303 2542 3210 00 000000	HS PEST CONTROL	5,000.00	401.44	5,814.12	-814.12	0.00	2,420.00	116.
20 E 000 2542 3220 00 000000	Maint: CIn Serv	5,000.00	239.07	2,231.32	2,768.68	637.52	3,332.43	44.63%
20 E 107 2542 3220 00 000000	JEFFERSON MOPS/RUGS	13,000.00	1,266.24	5,367.13	7,632.87	2,532.48	11,717.18	41.29%
20 E 108 2542 3220 00 000000	LINCOLN MOPS/RUGS	18,000.00	1,593.90	7,632.75	10,367.25	3,187.80	15,975.58	42.40%
20 E 109 2542 3220 00 000000	LONGFELLOW MOPS/RUGS	16,000.00	1,056.83	7,006.43	8,993.57	3,168.20	14,486.52	43.79%
20 E 110 2542 3220 00 000000	WASHINGTON MOPS/RUGS	23,000.00	1,878.01	9,787.61	13,212.39	4,365.48	19,923.20	42.55%
20 E 204 2542 3220 00 000000	JH MOPS/RUGS	25,000.00	2,078.18	11,959.68	13,040.32	4,156.36	21,956.26	47.84%
20 E 303 2542 3220 00 000000	HS MOPS/RUGS	30,000.00	3,700.74	17,095.42	12,904.58	6,792.22	25,427.06	56.98%
20 E 000 2542 3320 00 000000	MAINT: TRAVEL	3,800.00	195.54	2,759.02	1,040.98	0.00	3,218.06	72.61%
20 E 000 2542 3400 00 000000	PHONE SERVICE	190,000.00	18,298.31	148,578.55	41,421.45	95,200.00	179,390.26	78.20%
20 E 000 2542 3700 00 000011	UO WATER	600.00	45.46	287.88	312.12	0.00	412.38	47.98%
20 E 000 2542 3700 00 000013	SPORTS COMPLEX WATER	3,000.00	36.61	1,417.36	1,582.64	0.00	1,517.29	47.25%
20 E 105 2542 3700 00 000000	ADAMS WATER	10,000.00	211.98	1,685.90	8,314.10	0.00	5,071.52	16.86%
20 E 107 2542 3700 00 000000	JEFFERSON WATER	11,000.00	660.42	2,464.05	8,535.95	0.00	8,329.76	22.40%
20 E 108 2542 3700 00 000000	LINCOLN WATER	8,000.00	582.44	2,243.31	5,756.69	0.00	4,362.13	28.04%
20 E 109 2542 3700 00 000000	LONGFELLOW WATER	8,000.00	767.92	7,831.49	168.51	0.00	6,324.22	97.89%
20 E 110 2542 3700 00 000000	WASHINGTON WATER	15,000.00	843.32	3,407.24	11,592.76	0.00	9,603.25	22.71%
20 E 204 2542 3700 00 000000	JH WATER	15,000.00	862.27	3,434.88	11,565.12	0.00	9,410.09	22.90%
20 E 303 2542 3700 00 000000	HS WATER	15,000.00	1,516.39	5,732.79	9,267.21	0.00	11,926.42	38.22%
20 E 000 2542 4100 00 000000	MAINTENANCE SUPPLIES	227,000.00	46,027.87	150,940.13	76,059.87	9,141.84	193,256.34	66.49%
20 E 105 2542 4100 00 000000	ADAMS CUSTODIAL	20,000.00	558.43	5,617.31	14,382.69	0.00	18,661.22	28.09%
20 E 107 2542 4100 00 000000	JEFFERSON CUSTODIAL	10,000.00	727.49	5,688.93	4,311.07	0.00	8,966.41	56.89%

Expenses Monthly Short

Fiscal Year: 2025-2026
 Month: December

MARION CUSD #2, IL

Account Number	Account Description	Original Budget	CY Monthly Activity	CYTD Activity	YTD Unexpended	YTD Encumbranc	Prior Fiscal Year	% of Budget
20 - OPERATIONS & MAINTENANCE FUND								
20 E 108 2542 4100 00 000000	LINCOLN CUSTODIAL	18,000.00	0.00	7,073.23	10,926.77	0.00	16,629.31	39.30%
20 E 109 2542 4100 00 000000	LONGFELLOW CUSTODIAL	10,000.00	597.47	4,324.13	5,675.87	0.00	7,813.54	43.24%
20 E 110 2542 4100 00 000000	WASHINGTON CUSTODIAL	15,000.00	1,536.34	9,209.51	5,790.49	0.00	8,639.45	61.40%
20 E 204 2542 4100 00 000000	JH CUSTODIAN SUPPLIES	20,000.00	1,290.52	5,799.35	14,200.65	0.00	10,784.53	29.00%
20 E 303 2542 4100 00 000000	HS CUSTODIAN SUPPLIES	35,000.00	3,246.58	17,978.17	17,021.83	0.00	27,824.23	51.37%
20 E 000 2542 4650 00 000011	UO GAS	3,500.00	218.45	434.58	3,065.42	0.00	2,588.43	12.42%
20 E 107 2542 4650 00 000000	JEFFERSON GAS	17,000.00	500.33	2,670.15	14,329.85	0.00	10,431.55	15.71%
20 E 108 2542 4650 00 000000	LINCOLN GAS	30,000.00	2,192.84	8,968.11	21,031.89	0.00	24,489.83	29.89%
20 E 109 2542 4650 00 000000	LONGFELLOW GAS	15,000.00	1,164.16	2,585.01	12,414.99	0.00	11,382.04	17.23%
20 E 110 2542 4650 00 000000	WASHINGTON GAS	26,000.00	1,632.91	3,108.31	22,891.69	0.00	16,843.87	11.96%
20 E 204 2542 4650 00 000000	JH GAS	40,000.00	2,872.75	11,946.82	28,053.18	0.00	33,979.40	29.87%
20 E 303 2542 4650 00 000000	HS GAS	35,000.00	2,155.64	6,835.08	28,164.92	0.00	27,630.04	19.53%
20 E 000 2542 4660 00 000011	UO ELECTRIC	15,000.00	1,016.56	6,381.42	8,618.58	0.00	10,541.16	42.54%
20 E 000 2542 4660 00 000013	SPORTS COMPLEX ELECTRIC	10,000.00	664.67	2,817.09	7,182.91	0.00	7,190.77	28.17%
20 E 105 2542 4660 00 000000	ADAMS ELECTRIC	110,000.00	8,083.66	47,028.25	62,971.75	0.00	90,850.54	42.75%
20 E 107 2542 4660 00 000000	JEFFERSON ELECTRIC	80,000.00	7,018.15	38,957.42	41,042.58	0.00	64,662.29	48.70%
20 E 108 2542 4660 00 000000	LINCOLN ELECTRIC	130,000.00	9,972.75	60,755.79	69,244.21	0.00	113,159.12	46.74%
20 E 109 2542 4660 00 000000	LONGFELLOW ELECTRIC	55,000.00	3,891.54	30,386.31	24,613.69	0.00	46,484.52	55.25%
20 E 110 2542 4660 00 000000	WASHINGTON ELECTRIC	120,000.00	9,781.67	55,496.92	64,503.08	0.00	99,300.02	46.25%
20 E 204 2542 4660 00 000000	JH ELECTRIC	200,000.00	14,327.84	84,570.92	115,429.08	0.00	159,276.89	42.29%
20 E 303 2542 4660 00 000000	HS ELECTRIC	750,000.00	57,696.22	319,160.29	430,839.71	0.00	612,432.49	42.55%
20 E 000 2542 5400 00 000000	UPKP BLD: EQUIP CAP OUT	61,000.00	0.00	11,864.29	49,135.71	0.00	60,948.34	19.45%
20 E 000 2542 5400 00 000001	BLD UPKP: CAP OUTLAY	40,000.00	0.00	27,092.00	12,908.00	0.00	30,000.00	67.73%
20 E 956 2542 5400 30 000000	Title IV Bldg Capital	0.00	0.00	2,600.00	-2,600.00	0.00	0.00	
20 E 000 2542 6400 00 000000	MAINT; DUES & FEES	3,500.00	0.00	786.50	2,713.50	0.00	1,573.25	22.47%
20 E 000 2543 3190 00 000000	UPKP GRD: CONTR	70,000.00	4,257.00	112,653.40	-42,653.40	15,435.00	32,617.36	160.
20 E 000 2543 3210 00 000000	UPKP GRD: TRASH REMOVAL	55,000.00	5,725.15	32,593.62	22,406.38	0.00	45,749.39	59.26%
20 E 000 2543 3230 00 000000	UPKP GRD: REPAIR	10,000.00	0.00	0.00	10,000.00	0.00	0.00	0.00%
20 E 000 2543 4100 00 000000	UPKP GRD: SEED, FERT	30,000.00	0.00	3,221.13	26,778.87	0.00	23,631.04	10.74%
20 E 000 2543 5400 00 000000	UPKP GRD: CAP OUTLAY0	20,000.00	0.00	0.00	20,000.00	0.00	14,585.98	0.00%
20 E 000 2545 3230 00 000000	VEHICLE: REPAIR	18,000.00	5,225.96	15,956.80	2,043.20	0.00	4,512.53	88.65%
20 E 000 2545 4100 00 000000	VEHICLE: SUP, MOW, TRKS	35,000.00	1,691.67	16,882.32	18,117.68	0.00	31,384.03	48.24%

Expenses Monthly Short

Fiscal Year: 2025-2026
 Month: December

MARION CUSD #2, IL

Account Number	Account Description	Original Budget	CY Monthly Activity	CYTD Activity	YTD Unexpended	YTD Encumbranc	Prior Fiscal Year	% of Budget
20 - OPERATIONS & MAINTENANCE FUND								
20 E 000 2545 5400 00 000001	VEHICLE: CAP OUTLAY	107,000.00	0.00	106,734.00	266.00	0.00	41,763.00	99.75%
20 - - - - -		<u>6,111,250.00</u>	<u>458,270.86</u>	<u>3,076,066.88</u>	<u>3,035,183.12</u>	<u>261,187.26</u>	<u>5,671,331.69</u>	<u>50.33%</u>
21 - O&M LEASE								
21 E 000 2542 3250 00 000004	CHROMEBOOKS LEASE	140,906.00	0.00	140,906.00	0.00	0.00	140,906.00	100.
21 E 000 2542 3250 00 000005	Copier Lease Payment	62,000.00	4,400.00	30,803.35	31,196.65	0.00	52,800.00	49.68%
21 - - - - -		<u>202,906.00</u>	<u>4,400.00</u>	<u>171,709.35</u>	<u>31,196.65</u>	<u>0.00</u>	<u>193,706.00</u>	<u>84.63%</u>
30 - DEBT SERVICE FUND								
30 E 000 5200 6200 00 000006	New MHS Interest Pymt	466,300.00	0.00	248,400.00	217,900.00	0.00	519,575.00	53.27%
30 E 000 5200 6200 00 000007	New CS Interest Pymt	14,718.00	0.00	7,359.00	7,359.00	0.00	30,774.00	50.00%
30 E 000 5300 6100 00 000007	New CS Principal Pymt	660,000.00	0.00	0.00	660,000.00	0.00	720,000.00	0.00%
30 E 000 5300 6100 00 000008	NEW MHS PRINCIPAL PYMT	1,575,000.00	0.00	1,575,000.00	0.00	0.00	1,475,000.00	100.
30 E 000 5400 3190 00 000000	BOND FEE	1,500.00	636.00	954.00	546.00	0.00	1,219.00	63.60%
30 - - - - -		<u>2,717,518.00</u>	<u>636.00</u>	<u>1,831,713.00</u>	<u>885,805.00</u>	<u>0.00</u>	<u>2,746,568.00</u>	<u>67.40%</u>
40 - TRANSPORTATION FUND								
40 E 000 2550 1110 00 000000	COOR SALARY	23,738.00	1,978.14	11,868.83	11,869.17	0.00	22,386.97	50.00%
40 E 000 2550 2120 00 000000	PUPIL TRANS: IMRF	1,070.00	93.20	559.22	510.78	0.00	1,054.80	52.26%
40 E 000 2550 2220 00 000000	COOR HEALTH INSUR	4,285.00	357.88	2,140.30	2,144.70	0.00	4,193.83	49.95%
40 E 000 2550 3190 00 000000	PURCHASED SERVICES	5,000.00	0.00	0.00	5,000.00	0.00	0.00	0.00%
40 E 000 2550 3190 00 000001	MHS ACTIVITY BUS	33,500.00	0.00	21,464.65	12,035.35	0.00	42,539.17	64.07%
40 E 000 2550 3190 00 000002	MHS ACTIVITY BUS	12,750.00	0.00	7,715.35	5,034.65	0.00	3,618.83	60.51%
40 E 000 2550 3300 00 000000	ATHL TRIPS	261,000.00	6,259.13	40,281.34	220,718.66	0.00	248,109.07	15.43%
40 E 965 2550 3300 30 000000	ESSER 3 PUPIL	0.00	0.00	0.00	0.00	0.00	53,615.96	
40 E 000 2550 3310 00 000000	CURRICULAR TRIPS	38,000.00	4,907.34	21,749.46	16,250.54	0.00	35,574.70	57.24%
40 E 000 2550 3320 00 000000	ACTIVITY TRIPS	70,000.00	3,338.95	15,625.97	54,374.03	0.00	64,311.21	22.32%
40 E 000 2550 3330 00 000000	ADAMS ATHLETIC BUS	28,000.00	2,114.59	7,762.84	20,237.16	0.00	26,684.96	27.72%
40 E 000 2550 3340 00 000000	Homeless Transportation	4,000.00	2,990.98	7,565.42	-3,565.42	0.00	3,850.44	189.
40 E 000 2552 3310 00 000000	CONTR FEES	1,550,000.00	142,742.09	654,036.99	895,963.01	0.00	1,324,960.61	42.20%
40 E 000 2552 3310 00 000001	Special Education	1,024,000.00	95,267.08	414,845.06	609,154.94	0.00	975,272.53	40.51%
40 E 000 2552 4100 00 000000	MHS ACTIVITY BUS	19,000.00	585.93	5,374.08	13,625.92	0.00	11,514.48	28.28%
40 E 971 2559 3310 00 000000	Stronger Connections	2,000.00	0.00	1,112.09	887.91	0.00	1,708.85	55.60%
40 - - - - -		<u>3,076,343.00</u>	<u>260,635.31</u>	<u>1,212,101.60</u>	<u>1,864,241.40</u>	<u>0.00</u>	<u>2,819,396.41</u>	<u>39.40%</u>

Expenses Monthly Short

Fiscal Year: 2025-2026
 Month: December

MARION CUSD #2, IL

Account Number	Account Description	Original Budget	CY Monthly Activity	CYTD Activity	YTD Unexpended	YTD Encumbranc	Prior Fiscal Year	% of Budget
50 - SOCIAL SECURITY/MEDICARE								
50 E 105 1101 2130 00 000000	ADAMS FICA	2,000.00	204.61	670.66	1,329.34	0.00	1,404.59	33.53%
50 E 105 1101 2130 00 000001	ADAMS TEACHER AIDE FICA	1,000.00	117.05	666.40	333.60	0.00	896.37	66.64%
50 E 107 1101 2130 00 000000	JEFFERSON FICA	2,100.00	319.42	885.61	1,214.39	0.00	1,798.22	42.17%
50 E 108 1101 2130 00 000000	LINCOLN FICA	250.00	248.63	248.63	1.37	0.00	29.37	99.45%
50 E 109 1101 2130 00 000000	LONGFELLOW FICA	1,500.00	230.94	787.27	712.73	0.00	1,572.51	52.48%
50 E 110 1101 2130 00 000000	WASHINGTON FICA	2,000.00	332.69	795.32	1,204.68	0.00	1,705.75	39.77%
50 E 000 1101 2140 00 000000	ELEM MEDICARE	100.00	12.85	48.32	51.68	0.00	48.04	48.32%
50 E 105 1101 2140 00 000000	ADAMS MEDICARE	16,000.00	1,341.08	7,713.44	8,286.56	0.00	14,320.17	48.21%
50 E 105 1101 2140 00 000001	ADAMS TEACHER AIDE	275.00	27.38	182.69	92.31	0.00	220.91	66.43%
50 E 107 1101 2140 00 000000	JEFFERSON MEDICARE	18,000.00	1,565.64	8,564.64	9,435.36	0.00	15,167.76	47.58%
50 E 108 1101 2140 00 000000	LINCOLN MEDICARE	35,000.00	2,878.32	16,123.79	18,876.21	0.00	28,769.14	46.07%
50 E 108 1101 2140 00 000001	LI ROE MEDICARE	0.00	0.00	28.27	-28.27	0.00	0.00	
50 E 109 1101 2140 00 000000	LONGFELLOW MEDICARE	16,000.00	1,312.43	7,284.98	8,715.02	0.00	14,063.05	45.53%
50 E 109 1101 2140 00 000001	LO ROE MEDICARE	0.00	0.00	29.72	-29.72	0.00	0.00	
50 E 110 1101 2140 00 000000	WASHINGTON MEDICARE	35,000.00	2,725.89	15,058.85	19,941.15	0.00	28,555.61	43.03%
50 E 110 1101 2140 00 000001	ROE SEL TRAUMA MEDICARE	0.00	0.00	41.68	-41.68	0.00	0.00	
50 E 204 1102 2130 00 000000	JH FICA	200.00	38.88	118.13	81.87	0.00	65.18	59.07%
50 E 204 1102 2140 00 000000	JH MEDICARE	50,000.00	4,244.73	24,073.17	25,926.83	0.00	44,705.95	48.15%
50 E 204 1102 2140 00 000001	JH Medicare	0.00	0.00	16.31	-16.31	0.00	0.00	
50 E 303 1103 2130 00 000000	HS FICA	16,000.00	598.52	5,657.47	10,342.53	0.00	12,367.58	35.36%
50 E 105 1103 2140 00 000000	HS EXT MEDICARE	3,500.00	276.35	1,591.27	1,908.73	0.00	2,924.73	45.46%
50 E 303 1103 2140 00 000000	HS MEDICARE	75,000.00	5,945.12	34,776.76	40,223.24	0.00	65,258.85	46.37%
50 E 303 1103 2140 00 000001	HS 3 Circle Ag Grant	160.00	13.82	55.23	104.77	0.00	106.65	34.52%
50 E 303 1103 2140 00 000002	HS LOCAL SHARE 3 CIRCLE	160.00	13.82	60.97	99.03	0.00	140.18	38.11%
50 E 303 1103 2140 00 000003	HS FICA	15.00	0.00	0.00	15.00	0.00	0.00	0.00%
50 E 303 1103 2140 00 000004	ROE SEL Medicare	5.00	0.00	32.62	-27.62	0.00	1.45	652.
50 E 303 1103 2140 00 000005	Computer Science	0.00	0.00	0.00	0.00	0.00	14.50	
50 E 970 1103 2140 00 000000	Computer Science	400.00	51.14	76.69	323.31	0.00	353.04	19.17%
50 E 971 1250 2130 00 000000	Stronger Connections	6,100.00	0.00	2,850.97	3,249.03	0.00	4,956.42	46.74%
50 E 960 1250 2130 30 000000	ESSER II FICA	0.00	0.00	0.00	0.00	0.00	135.85	
50 E 965 1250 2130 30 000000	ESSER III FICA	0.00	0.00	0.00	0.00	0.00	431.32	
50 E 971 1250 2140 00 000000	Stronger Connections	2,000.00	0.00	666.74	1,333.26	0.00	1,159.21	33.34%

Expenses Monthly Short

Fiscal Year: 2025-2026
 Month: December

MARION CUSD #2, IL

Account Number	Account Description	Original Budget	CY Monthly Activity	CYTD Activity	YTD Unexpended	YTD Encumbranc	Prior Fiscal Year	% of Budget
50 - SOCIAL SECURITY/MEDICARE								
50 E 902 1250 2140 30 000000	TITLE I MEDICARE	12,000.00	0.00	0.00	12,000.00	0.00	0.00	0.00%
50 E 902 1250 2140 30 105000	AD TITLE I MEDICARE	0.00	55.62	222.42	-222.42	0.00	149.34	
50 E 902 1250 2140 30 107000	JE TITLE I MEDICARE	0.00	52.96	211.84	-211.84	0.00	157.56	
50 E 902 1250 2140 30 108000	LI TITLE I MEDICARE	0.00	256.43	1,025.12	-1,025.12	0.00	528.71	
50 E 902 1250 2140 30 109000	LO TITLE I MEDICARE	0.00	137.60	550.63	-550.63	0.00	256.20	
50 E 902 1250 2140 30 110000	WA TITLE I MEDICARE	0.00	206.72	826.72	-826.72	0.00	431.77	
50 E 930 1250 2140 30 000000	TITLE I: MEDICARE	2,400.00	0.00	0.00	2,400.00	0.00	0.00	0.00%
50 E 930 1250 2140 30 105000	AD TITLE I MEDICARE	0.00	0.00	157.60	-157.60	0.00	788.04	
50 E 930 1250 2140 30 107000	JE TITLE I MEDICARE	0.00	0.00	192.24	-192.24	0.00	957.30	
50 E 930 1250 2140 30 108000	LI TITLE I MEDICARE	0.00	0.00	513.56	-513.56	0.00	2,583.82	
50 E 930 1250 2140 30 109000	LO TITLE I MEDICARE	0.00	0.00	273.44	-273.44	0.00	1,367.19	
50 E 930 1250 2140 30 110000	WA TITLE I MEDICARE	0.00	0.00	488.12	-488.12	0.00	2,436.30	
50 E 956 1250 2140 30 000000	Title IV Mediare	20.00	0.00	0.00	20.00	0.00	16.34	0.00%
50 E 960 1250 2140 30 000000	ESSER II MEDICARE	0.00	0.00	0.00	0.00	0.00	69.57	
50 E 965 1250 2140 30 000000	ESSER III MEDICARE	0.00	0.00	0.00	0.00	0.00	2,387.27	
50 E 000 1400 2130 20 000000	VOC SEC: FICA	4,200.00	393.88	1,798.25	2,401.75	0.00	3,859.59	42.82%
50 E 000 1400 2140 20 000000	VOC SEC: MEDICAR	1,000.00	92.11	420.57	579.43	0.00	902.75	42.06%
50 E 000 1500 2130 00 000000	ATHL: FICA	2,500.00	178.30	1,086.76	1,413.24	0.00	2,008.35	43.47%
50 E 000 1500 2130 00 000001	ATHL: FICA	2,500.00	111.85	670.73	1,829.27	0.00	1,816.21	26.83%
50 E 303 1500 2130 01 000000	HS FOOTBALL FICA	900.00	0.00	860.60	39.40	0.00	780.68	95.62%
50 E 303 1500 2130 03 000000	HS Boys Tennis FICA	800.00	0.00	251.28	548.72	0.00	683.37	31.41%
50 E 303 1500 2130 04 000000	HS BOYS SOCCER FICA	700.00	0.00	577.96	122.04	0.00	523.92	82.57%
50 E 303 1500 2130 05 000000	HS Boys Track FICA	1,100.00	0.00	350.85	749.15	0.00	711.30	31.90%
50 E 303 1500 2130 06 000000	HS WRESTLING FICA	650.00	228.24	456.48	193.52	0.00	523.85	70.23%
50 E 303 1500 2130 07 000000	HS Baseball FICA	500.00	14.24	28.48	471.52	0.00	129.06	5.70%
50 E 303 1500 2130 08 000000	HS SOFTBALL FICA	325.00	0.00	0.00	325.00	0.00	258.12	0.00%
50 E 303 1500 2130 09 000000	HS FISHING FICA	300.00	27.60	96.60	203.40	0.00	212.58	32.20%
50 E 303 1500 2130 11 000000	HS VOLLEYBALL FICA	1,500.00	0.00	1,084.72	415.28	0.00	918.72	72.31%
50 E 303 1500 2130 13 000000	HS CHEERLEADING FICA	600.00	95.96	383.84	216.16	0.00	522.48	63.97%
50 E 303 1500 2130 15 000000	HS BOYS BASKETBALL FICA	200.00	0.00	0.00	200.00	0.00	0.00	0.00%
50 E 204 1500 2130 20 000000	JH BOYS BASKETBALL FICA	100.00	0.00	0.00	100.00	0.00	0.00	0.00%
50 E 204 1500 2130 22 000000	JH SOFTBALL FICA	275.00	0.00	184.28	90.72	0.00	167.04	67.01%

Expenses Monthly Short

Fiscal Year: 2025-2026
 Month: December

MARION CUSD #2, IL

Account Number	Account Description	Original Budget	CY Monthly Activity	CYTD Activity	YTD Unexpended	YTD Encumbranc	Prior Fiscal Year	% of Budget
50 - SOCIAL SECURITY/MEDICARE								
50 E 204 1500 2130 23 000000	JH VOLLEYBALL FICA	450.00	0.00	0.00	450.00	0.00	385.84	0.00%
50 E 204 1500 2130 24 000000	JH CHEERLEADING FICA	250.00	46.90	140.70	109.30	0.00	191.34	56.28%
50 E 204 1500 2130 25 000000	JH DANCE/POM FICA	250.00	26.40	105.60	144.40	0.00	215.64	42.24%
50 E 303 1500 2130 31 000000	HS GIRLS BASKETBALL	950.00	327.94	598.92	351.08	0.00	786.64	63.04%
50 E 303 1500 2130 32 000000	HS Girls CC FICA	100.00	0.00	0.00	100.00	0.00	0.00	0.00%
50 E 303 1500 2130 33 000000	HS GIRLS TRACK FICA	500.00	0.00	0.00	500.00	0.00	399.36	0.00%
50 E 303 1500 2130 35 000000		0.00	0.00	326.66	-326.66	0.00	0.00	
50 E 303 1500 2130 36 000000	HS GIRLS SOCCER FICA	800.00	0.00	245.60	554.40	0.00	756.94	30.70%
50 E 204 1500 2130 40 000000	JH Girls Basketball	400.00	83.76	167.52	232.48	0.00	303.68	41.88%
50 E 000 1500 2140 00 000000	ATHL: MEDICARE	725.00	53.94	325.32	399.68	0.00	602.45	44.87%
50 E 000 1500 2140 00 000001	ATHL: MEDICARE	725.00	38.63	189.40	535.60	0.00	565.18	26.12%
50 E 303 1500 2140 01 000000	HS FOOTBALL MEDICARE	600.00	25.91	352.25	247.75	0.00	473.29	58.71%
50 E 303 1500 2140 02 000000	HS BOYS CC MEDICARE	100.00	0.00	0.00	100.00	0.00	0.00	0.00%
50 E 303 1500 2140 03 000000	HS BOYS TENNIS MEDICARE	200.00	0.00	58.77	141.23	0.00	159.84	29.39%
50 E 303 1500 2140 04 000000	HS BOYS SOCCER MEDICARE	200.00	0.00	135.16	64.84	0.00	122.52	67.58%
50 E 303 1500 2140 05 000000	HS BOYS TRACK MEDICARE	325.00	8.52	137.09	187.91	0.00	239.55	42.18%
50 E 303 1500 2140 06 000000	HS WRESTLING MEDICARE	200.00	53.36	106.72	93.28	0.00	122.56	53.36%
50 E 303 1500 2140 07 000000	HS BASEBALL MEDICARE	250.00	18.01	92.02	157.98	0.00	174.35	36.81%
50 E 303 1500 2140 08 000000	HS SOFTBALL MEDICARE	300.00	14.18	82.75	217.25	0.00	214.02	27.58%
50 E 303 1500 2140 09 000000	HS FISHING MEDICARE	100.00	6.46	22.61	77.39	0.00	49.68	22.61%
50 E 303 1500 2140 10 000000	HS BOWLING MEDICARE	125.00	10.49	44.76	80.24	0.00	75.76	35.81%
50 E 303 1500 2140 11 000000	HS VOLLEYBALL MEDICARE	300.00	0.00	253.69	46.31	0.00	224.70	84.56%
50 E 303 1500 2140 12 000000	HS BOYS GOLF MEDICARE	200.00	3.48	3.48	196.52	0.00	0.00	1.74%
50 E 303 1500 2140 13 000000	HS CHEERLEADING	200.00	22.44	89.76	110.24	0.00	122.16	44.88%
50 E 303 1500 2140 14 000000	HS DANCE/POM MEDICARE	200.00	14.42	83.45	116.55	0.00	160.38	41.73%
50 E 303 1500 2140 15 000000	HS BOYS BASKETBALL	325.00	25.22	147.24	177.76	0.00	275.00	45.30%
50 E 204 1500 2140 20 000000	JH BOYS BASKETBALL	200.00	11.63	67.86	132.14	0.00	127.48	33.93%
50 E 204 1500 2140 21 000000	JH BASEBALL MEDICARE	100.00	4.96	28.90	71.10	0.00	59.86	28.90%
50 E 204 1500 2140 22 000000	JH SOFTBALL MEDICARE	150.00	4.62	70.10	79.90	0.00	90.04	46.73%
50 E 204 1500 2140 23 000000	JH VOLLEYBALL MEDICARE	125.00	0.00	0.00	125.00	0.00	90.24	0.00%
50 E 204 1500 2140 24 000000	JH CHEERLEADING	100.00	10.98	32.94	67.06	0.00	49.70	32.94%
50 E 204 1500 2140 25 000000	JH DANCE/POM MEDICARE	100.00	6.18	24.72	75.28	0.00	50.40	24.72%

Expenses Monthly Short

Fiscal Year: 2025-2026
 Month: December

MARION CUSD #2, IL

Account Number	Account Description	Original Budget	CY Monthly Activity	CYTD Activity	YTD Unexpended	YTD Encumbranc	Prior Fiscal Year	% of Budget
50 - SOCIAL SECURITY/MEDICARE								
50 E 204 1500 2140 26 000000	JH BOYS TRACK MEDICARE	150.00	3.66	21.28	128.72	0.00	94.78	14.19%
50 E 204 1500 2140 27 000000	JH BOYS CC MEDICARE	150.00	4.64	96.41	53.59	0.00	100.70	64.27%
50 E 303 1500 2140 31 000000	HS GIRLS BASKETBALL	350.00	76.72	153.09	196.91	0.00	278.08	43.74%
50 E 303 1500 2140 32 000000	HS GIRLS CC MEDICARE	125.00	6.74	39.30	85.70	0.00	73.68	31.44%
50 E 303 1500 2140 33 000000	HS GIRLS TRACK MEDICARE	300.00	-26.34	15.33	284.67	0.00	186.97	5.11%
50 E 303 1500 2140 34 000000	HS GIRLS GOLF MEDICARE	150.00	6.52	37.92	112.08	0.00	70.80	25.28%
50 E 303 1500 2140 35 000000	HS GIRLS TENNIS	150.00	0.00	76.39	73.61	0.00	11.84	50.93%
50 E 303 1500 2140 36 000000	HS GIRLS SOCCER	400.00	0.00	57.44	342.56	0.00	177.05	14.36%
50 E 204 1500 2140 40 000000	JH GIRLS BASKETBALL	175.00	24.80	69.52	105.48	0.00	127.72	39.73%
50 E 204 1500 2140 41 000000	JH GIRLS TRACK MEDICARE	100.00	11.68	80.47	19.53	0.00	77.78	80.47%
50 E 000 1501 2130 00 000000	ADAMS ATHLETIC FICA	2,500.00	319.04	1,091.96	1,408.04	0.00	1,459.16	43.68%
50 E 000 1501 2140 00 000000	ADAMS ATHLETIC MEDICARE	1,000.00	118.66	528.83	471.17	0.00	860.74	52.88%
50 E 000 1600 2140 00 000002	JH SUMMER SCHOOL	300.00	0.00	0.00	300.00	0.00	183.13	0.00%
50 E 000 1600 2140 00 000003	HS SUMMER SCHOOL	400.00	0.00	0.00	400.00	0.00	277.79	0.00%
50 E 902 2110 2140 30 105000	TITLE I MEDICARE	110.00	0.00	0.00	110.00	0.00	17.35	0.00%
50 E 902 2110 2140 30 107000	TITLE I MEDICARE	250.00	0.00	0.00	250.00	0.00	34.71	0.00%
50 E 902 2110 2140 30 108000	TITLE I MEDICARE	110.00	0.00	0.00	110.00	0.00	17.35	0.00%
50 E 902 2110 2140 30 110000	TITLE I MEDICARE	110.00	0.00	0.00	110.00	0.00	17.40	0.00%
50 E 105 2122 2140 00 000000	ADAMS PUPIL SERV	1,500.00	186.84	932.31	567.69	0.00	1,133.06	62.15%
50 E 107 2122 2140 00 000000	JEFFERSON PUPIL SERV	500.00	48.04	263.57	236.43	0.00	385.03	52.71%
50 E 108 2122 2140 00 000000	LINCOLN PUPIL SERV	1,100.00	127.52	669.39	430.61	0.00	959.51	60.85%
50 E 109 2122 2140 00 000000	Longfellow PUPIL SERV	200.00	45.84	204.14	-4.14	0.00	95.65	102.
50 E 110 2122 2140 00 000000	WASHINGTON PUPIL SERV	500.00	46.30	185.21	314.79	0.00	16.24	37.04%
50 E 204 2122 2140 00 000000	JH PUPIL SERV MEDICARE	2,500.00	190.01	1,099.74	1,400.26	0.00	1,934.07	43.99%
50 E 303 2122 2140 00 000000	HS PUPIL SERV MEDICARE	7,000.00	577.56	3,315.22	3,684.78	0.00	6,029.32	47.36%
50 E 930 2122 2140 00 107000	JE TITLE I MEDICARE	0.00	0.00	56.36	-56.36	0.00	323.53	
50 E 930 2122 2140 00 109000	LO TITLE I MEDICARE	0.00	0.00	122.36	-122.36	0.00	624.15	
50 E 902 2122 2140 30 000000	TITLE I MEDICARE	2,500.00	31.80	127.16	2,372.84	0.00	49.04	5.09%
50 E 902 2122 2140 30 107000	JE TITLE I MEDICARE	0.00	28.10	112.26	-112.26	0.00	0.00	
50 E 902 2122 2140 30 109000	LO TITLE I MEDICARE	0.00	35.98	143.92	-143.92	0.00	201.78	
50 E 930 2122 2140 30 000000	TITLE I:GUIDANCE	1,000.00	0.00	63.68	936.32	0.00	316.55	6.37%
50 E 000 2134 2130 00 000000	HEALTH: FICA	7,500.00	498.86	2,817.74	4,682.26	0.00	5,345.69	37.57%

Expenses Monthly Short

Fiscal Year: 2025-2026
 Month: December

MARION CUSD #2, IL

Account Number	Account Description	Original Budget	CY Monthly Activity	CYTD Activity	YTD Unexpended	YTD Encumbranc	Prior Fiscal Year	% of Budget
50 - SOCIAL SECURITY/MEDICARE								
50 E 105 2134 2130 00 000000	ADAMS HEALTH SERV FICA	2,400.00	140.15	807.69	1,592.31	0.00	1,290.01	33.65%
50 E 107 2134 2130 00 000000	JEFFERSON HEALTH SERV	2,200.00	160.98	948.76	1,251.24	0.00	1,833.86	43.13%
50 E 108 2134 2130 00 000000	LINCOLN HEALTH SERV	2,500.00	177.52	1,038.76	1,461.24	0.00	1,983.99	41.55%
50 E 109 2134 2130 00 000000	LONGFELLOW HEALTH SERV	2,000.00	149.56	871.20	1,128.80	0.00	1,644.04	43.56%
50 E 110 2134 2130 00 000000	WASHINGTON HEALTH SERV	2,500.00	193.00	1,131.95	1,368.05	0.00	2,185.14	45.28%
50 E 204 2134 2130 00 000000	JH HEALTH SERV FICA	2,000.00	175.48	701.92	1,298.08	0.00	1,327.76	35.10%
50 E 303 2134 2130 00 000000	HS HEALTH SERV FICA	2,500.00	174.12	930.08	1,569.92	0.00	1,873.25	37.20%
50 E 965 2134 2130 30 000000	ESSER 3 FICA	0.00	0.00	0.00	0.00	0.00	207.30	
50 E 000 2134 2140 00 000000	HEALTH: MEDICARE	1,500.00	116.68	659.05	840.95	0.00	1,250.17	43.94%
50 E 105 2134 2140 00 000000	ADAMS HEALTH SERV	600.00	32.78	188.92	411.08	0.00	301.75	31.49%
50 E 107 2134 2140 00 000000	JEFFERSON HEALTH SERV	475.00	37.64	221.84	253.16	0.00	428.82	46.70%
50 E 108 2134 2140 00 000000	LINCOLN HEALTH SERV	500.00	41.52	242.96	257.04	0.00	464.06	48.59%
50 E 109 2134 2140 00 000000	LONGFELLOW HEALTH SERV	500.00	34.98	203.74	296.26	0.00	384.52	40.75%
50 E 110 2134 2140 00 000000	WASHINGTON HEALTH SERV	600.00	45.14	264.76	335.24	0.00	511.15	44.13%
50 E 204 2134 2140 00 000000	JH HEALTH SERV MEDICARE	500.00	41.04	164.16	335.84	0.00	310.61	32.83%
50 E 303 2134 2140 00 000000	HS HEALTH SERV MEDICARE	550.00	40.72	217.51	332.49	0.00	438.05	39.55%
50 E 965 2134 2140 30 000000	ESSER 3 Medicare	0.00	0.00	0.00	0.00	0.00	48.48	
50 E 105 2190 2130 00 000000	ADAMS SUPPORT STAFF	2,500.00	144.70	722.15	1,777.85	0.00	1,937.78	28.89%
50 E 107 2190 2130 00 000000	JEFFERSON SUPPORT STAFF	3,300.00	319.51	1,401.18	1,898.82	0.00	2,762.80	42.46%
50 E 108 2190 2130 00 000000	LINCOLN SUPPORT STAFF	5,000.00	513.96	2,344.84	2,655.16	0.00	4,650.77	46.90%
50 E 109 2190 2130 00 000000	LONGFELLOW SUPPORT	2,500.00	288.54	1,302.57	1,197.43	0.00	1,825.95	52.10%
50 E 110 2190 2130 00 000000	WASHINGTON SUPPORT	7,200.00	699.47	3,224.19	3,975.81	0.00	6,534.89	44.78%
50 E 204 2190 2130 00 000000	JH SUPPORT STAFF FICA	5,000.00	417.01	1,838.05	3,161.95	0.00	3,690.02	36.76%
50 E 303 2190 2130 00 000000	HS SUPPORT STAFF FICA	8,000.00	838.39	3,825.51	4,174.49	0.00	6,190.29	47.82%
50 E 105 2190 2140 00 000000	ADAMS SUPPORT STAFF	500.00	33.82	168.87	331.13	0.00	453.15	33.77%
50 E 107 2190 2140 00 000000	JEFFERSON SUPPORT STAFF	800.00	74.73	327.73	472.27	0.00	646.12	40.97%
50 E 108 2190 2140 00 000000	LINCOLN SUPPORT STAFF	1,400.00	120.20	548.35	851.65	0.00	1,087.66	39.17%
50 E 109 2190 2140 00 000000	LONGFELLOW SUPPORT	600.00	67.48	304.64	295.36	0.00	426.99	50.77%
50 E 110 2190 2140 00 000000	WASHINGTON SUPPORT	1,700.00	163.59	754.09	945.91	0.00	1,528.33	44.36%
50 E 204 2190 2140 00 000000	JH SUPPORT STAFF	1,100.00	97.53	429.88	670.12	0.00	863.01	39.08%
50 E 303 2190 2140 00 000000	HS SUPPORT STAFF	2,000.00	196.09	894.71	1,105.29	0.00	1,447.73	44.74%
50 E 000 2210 2130 00 000000	IMP INST: FICA	2,600.00	86.82	801.82	1,798.18	0.00	2,312.63	30.84%

Expenses Monthly Short

Fiscal Year: 2025-2026
 Month: December

MARION CUSD #2, IL

Account Number	Account Description	Original Budget	CY Monthly Activity	CYTD Activity	YTD Unexpended	YTD Encumbranc	Prior Fiscal Year	% of Budget
50 - SOCIAL SECURITY/MEDICARE								
50 E 932 2210 2130 30 000000	TITILE II FICA	0.00	0.00	271.35	-271.35	0.00	0.00	
50 E 000 2210 2140 00 000000	IMP INST: MEDICARE	3,300.00	140.96	951.39	2,348.61	0.00	1,887.13	28.83%
50 E 303 2210 2140 00 000001	3 CIRCLE AG GRANT	50.00	3.42	13.72	36.28	0.00	25.11	27.44%
50 E 303 2210 2140 00 000002	HS ROE MEDICARE	0.00	3.42	13.71	-13.71	0.00	0.00	
50 E 930 2210 2140 00 105000	AD TITLE I MEDICARE	15.00	0.00	12.56	2.44	0.00	53.40	83.73%
50 E 930 2210 2140 00 107000	JE TITLE I MEDICARE	15.00	0.00	12.56	2.44	0.00	53.40	83.73%
50 E 930 2210 2140 00 108000	LI TITLE I MEDICARE	15.00	0.00	12.56	2.44	0.00	53.40	83.73%
50 E 930 2210 2140 00 109000	LO TITLE I MEDICARE	15.00	0.00	12.56	2.44	0.00	53.40	83.73%
50 E 930 2210 2140 00 110000	WA TITLE I MEDICARE	15.00	0.00	12.60	2.40	0.00	53.51	84.00%
50 E 970 2210 2140 00 000000	50 E 970 2210 2140 00	30.00	0.00	0.00	30.00	0.00	26.67	0.00%
50 E 902 2210 2140 30 000000	TITLE I MEDICARE	2,000.00	81.82	327.28	1,672.72	0.00	0.00	16.36%
50 E 902 2210 2140 30 105000	AD TITLE I MEDICARE	0.00	6.43	25.71	-25.71	0.00	14.88	
50 E 902 2210 2140 30 107000	JE TITLE I MEDICARE	0.00	6.43	25.71	-25.71	0.00	81.81	
50 E 902 2210 2140 30 108000	LI TITLE I MEDICARE	0.00	6.43	25.71	-25.71	0.00	32.23	
50 E 902 2210 2140 30 109000	LO TITLE I MEDICARE	0.00	6.43	25.71	-25.71	0.00	0.00	
50 E 902 2210 2140 30 110000	WA TITLE I MEDICARE	0.00	6.45	25.76	-25.76	0.00	32.19	
50 E 930 2210 2140 30 000000	TITLE I; MEDICARE	170.00	0.00	191.61	-21.61	0.00	822.96	112.
50 E 930 2210 2140 30 105000	Title I Medicare-Summer	0.00	0.00	16.77	-16.77	0.00	0.00	
50 E 930 2210 2140 30 107000	Title I Medicare-Summer	0.00	0.00	1.09	-1.09	0.00	0.00	
50 E 930 2210 2140 30 108000	Title I Medicare-Summer	0.00	0.00	30.05	-30.05	0.00	0.00	
50 E 930 2210 2140 30 109000	Title I Medicare-Summer	0.00	0.00	6.10	-6.10	0.00	0.00	
50 E 930 2210 2140 30 110000	Title I Medicare-Summer	0.00	0.00	33.09	-33.09	0.00	0.00	
50 E 932 2210 2140 30 000000	TITILE II MEDICARE	0.00	0.00	533.57	-533.57	0.00	0.00	
50 E 965 2210 2140 30 000000	ESSER III MEDICARE	0.00	0.00	0.00	0.00	0.00	126.80	
50 E 000 2225 2130 00 000000	TECH: FICA	18,000.00	1,528.36	9,357.66	8,642.34	0.00	17,100.02	51.99%
50 E 000 2225 2140 00 000000	TECH: MEDICARE	4,500.00	357.44	2,188.45	2,311.55	0.00	3,999.09	48.63%
50 E 000 2321 2130 00 000000	ADMIN: FICA	4,100.00	265.76	1,599.60	2,500.40	0.00	4,035.30	39.01%
50 E 000 2321 2140 00 000000	ADMIN: MEDICARE	4,100.00	265.20	1,592.59	2,507.41	0.00	3,287.37	38.84%
50 E 105 2410 2130 00 000000	ADAMS PRINCIPAL FICA	3,200.00	244.67	1,448.90	1,751.10	0.00	2,640.70	45.28%
50 E 107 2410 2130 00 000000	JEFFERSON PRINCIPAL	3,000.00	262.00	1,553.59	1,446.41	0.00	2,793.78	51.79%
50 E 108 2410 2130 00 000000	LINCOLN PRINCIPAL FICA	3,100.00	264.58	1,568.75	1,531.25	0.00	2,768.31	50.60%
50 E 109 2410 2130 00 000000	LONGFELLOW PRINCIPAL	5,000.00	258.98	1,548.19	3,451.81	0.00	2,756.03	30.96%

Expenses Monthly Short

Fiscal Year: 2025-2026
 Month: December

MARION CUSD #2, IL

Account Number	Account Description	Original Budget	CY Monthly Activity	CYTD Activity	YTD Unexpended	YTD Encumbranc	Prior Fiscal Year	% of Budget
50 - SOCIAL SECURITY/MEDICARE								
50 E 110 2410 2130 00 000000	WASHINGTON PRINCIPAL	4,000.00	269.26	1,378.26	2,621.74	0.00	3,373.01	34.46%
50 E 204 2410 2130 00 000000	JH PRINCIPAL FICA	5,000.00	425.30	2,500.89	2,499.11	0.00	4,538.60	50.02%
50 E 303 2410 2130 00 000000	HS PRIN FICA	6,000.00	352.50	2,474.92	3,525.08	0.00	4,669.31	41.25%
50 E 105 2410 2140 00 000000	ADAMS PRINCIPAL	3,800.00	185.03	1,098.25	2,701.75	0.00	2,058.60	28.90%
50 E 107 2410 2140 00 000000	JEFFERSON PRINCIPAL	3,000.00	167.52	987.54	2,012.46	0.00	1,845.01	32.92%
50 E 108 2410 2140 00 000000	LINCOLN PRINCIPAL	5,000.00	268.98	1,674.08	3,325.92	0.00	3,444.64	33.48%
50 E 109 2410 2140 00 000000	LONGFELLOW PRINCIPAL	3,000.00	171.43	1,014.61	1,985.39	0.00	1,893.12	33.82%
50 E 110 2410 2140 00 000000	WASHINGTON PRINCIPAL	4,000.00	274.57	1,551.12	2,448.88	0.00	3,081.00	38.78%
50 E 204 2410 2140 00 000000	JH PRINCIPAL MEDICARE	6,000.00	443.62	2,626.85	3,373.15	0.00	4,941.98	43.78%
50 E 303 2410 2140 00 000000	HS PRIN MEDICARE	9,000.00	639.04	3,891.26	5,108.74	0.00	7,463.25	43.24%
50 E 000 2510 2130 00 000000	BUS MAN: FICA	6,400.00	596.68	3,340.73	3,059.27	0.00	4,161.49	52.20%
50 E 000 2510 2140 00 000000	BUS MAN: MEDICARE	1,600.00	139.52	807.24	792.76	0.00	1,414.86	50.45%
50 E 000 2520 2130 00 000000	FISCAL: FICA	6,000.00	481.02	2,883.85	3,116.15	0.00	5,412.66	48.06%
50 E 000 2520 2140 00 000000	FISCAL: MEDICARE	1,400.00	169.46	993.04	406.96	0.00	1,265.85	70.93%
50 E 000 2542 2130 00 000000	MAINT: FICA	45,000.00	3,165.58	19,453.10	25,546.90	0.00	34,851.91	43.23%
50 E 105 2542 2130 00 000000	ADAMS CUSTODIAN FICA	7,500.00	437.24	2,445.03	5,054.97	0.00	4,827.28	32.60%
50 E 107 2542 2130 00 000000	JEFFERSON CUSTODIAN	7,000.00	508.81	3,062.77	3,937.23	0.00	5,035.57	43.75%
50 E 108 2542 2130 00 000000	LINCOLN CUSTODIAN FICA	8,000.00	685.53	4,404.65	3,595.35	0.00	6,662.27	55.06%
50 E 109 2542 2130 00 000000	LONGFELLOW CUSTODIAN	6,500.00	419.13	2,402.17	4,097.83	0.00	5,137.62	36.96%
50 E 110 2542 2130 00 000000	WASHINGTON CUSTODIAN	9,000.00	721.65	4,353.33	4,646.67	0.00	8,218.01	48.37%
50 E 204 2542 2130 00 000000	JH CUSTODIAN FICA	13,000.00	1,119.16	5,814.96	7,185.04	0.00	9,917.95	44.73%
50 E 303 2542 2130 00 000000	HS CUSTODIAN FICA	28,000.00	2,080.14	12,631.22	15,368.78	0.00	24,885.52	45.11%
50 E 000 2542 2140 00 000000	MAINT: MEDICARE	9,500.00	740.34	4,549.43	4,950.57	0.00	8,150.87	47.89%
50 E 105 2542 2140 00 000000	ADAMS CUSTODIAN	1,700.00	102.26	571.83	1,128.17	0.00	1,128.98	33.64%
50 E 107 2542 2140 00 000000	JEFFERSON CUSTODIAN	1,700.00	118.98	716.29	983.71	0.00	1,177.71	42.13%
50 E 108 2542 2140 00 000000	LINCOLN CUSTODIAN	2,400.00	160.34	1,030.14	1,369.86	0.00	1,558.13	42.92%
50 E 109 2542 2140 00 000000	LONGFELLOW CUSTODIAN	1,400.00	98.02	561.78	838.22	0.00	1,201.53	40.13%
50 E 110 2542 2140 00 000000	WASHINGTON CUSTODIAN	2,300.00	168.77	1,018.09	1,281.91	0.00	1,921.89	44.26%
50 E 204 2542 2140 00 000000	JH CUSTODIAN MEDICARE	3,000.00	261.74	1,359.96	1,640.04	0.00	2,319.53	45.33%
50 E 303 2542 2140 00 000000	HS CUSTODIAN MEDICARE	7,000.00	486.45	2,954.02	4,045.98	0.00	5,819.92	42.20%
50 E 000 2550 2130 00 000000	PUPIL TRANS: FICA	1,500.00	120.26	720.98	779.02	0.00	1,353.22	48.07%
50 E 000 2550 2140 00 000000	PUPIL TRANS: MEDICARE	350.00	28.12	168.60	181.40	0.00	316.41	48.17%

Expenses Monthly Short

Fiscal Year: 2025-2026
 Month: December

MARION CUSD #2, IL

Account Number	Account Description	Original Budget	CY Monthly Activity	CYTD Activity	YTD Unexpended	YTD Encumbranc	Prior Fiscal Year	% of Budget
50 - SOCIAL SECURITY/MEDICARE								
50 E 965 2560 2130 30 000000	ESSER 3 FICA	0.00	0.00	0.00	0.00	0.00	296.05	
50 E 000 2560 2130 84 000000	FOOD SERV: FICA	8,500.00	590.17	3,465.50	5,034.50	0.00	6,915.28	40.77%
50 E 105 2560 2130 84 000000	ADAMS FOOD SERV FICA	7,200.00	511.94	2,608.24	4,591.76	0.00	5,840.33	36.23%
50 E 107 2560 2130 84 000000	JEFFERSON FOOD SERV	5,800.00	611.48	2,626.71	3,173.29	0.00	4,687.35	45.29%
50 E 108 2560 2130 84 000000	LINCOLN FOOD SERV FICA	9,500.00	908.79	3,548.75	5,951.25	0.00	7,070.04	37.36%
50 E 109 2560 2130 84 000000	LONGFELLOW FOOD SERV	6,500.00	644.94	2,784.05	3,715.95	0.00	4,597.43	42.83%
50 E 110 2560 2130 84 000000	WASHINGTON FOOD SERV	8,000.00	845.68	3,880.44	4,119.56	0.00	7,110.35	48.51%
50 E 204 2560 2130 84 000000	JH FOOD FICA	11,500.00	932.10	4,313.91	7,186.09	0.00	7,003.44	37.51%
50 E 303 2560 2130 84 000000	HS FOOD SERV FICA	12,000.00	1,240.29	5,106.26	6,893.74	0.00	9,854.03	42.55%
50 E 965 2560 2140 30 000000	ESSER 3 Medicare	0.00	0.00	0.00	0.00	0.00	69.22	
50 E 000 2560 2140 84 000000	FOOD SERV: MEDICARE	2,100.00	138.04	810.56	1,289.44	0.00	1,617.35	38.60%
50 E 105 2560 2140 84 000000	ADAMS FOOD SERV	1,600.00	119.73	609.99	990.01	0.00	1,365.88	38.12%
50 E 107 2560 2140 84 000000	JEFFERSON FOOD SERV	1,200.00	143.00	614.34	585.66	0.00	1,096.25	51.20%
50 E 108 2560 2140 84 000000	LINCOLN FOOD SERV	2,300.00	212.55	829.96	1,470.04	0.00	1,653.50	36.09%
50 E 109 2560 2140 84 000000	LONGFELLOW FOOD SERV	1,500.00	150.83	651.10	848.90	0.00	1,075.19	43.41%
50 E 110 2560 2140 84 000000	WASHINGTON FOOD SERV	1,800.00	197.78	907.54	892.46	0.00	1,662.96	50.42%
50 E 204 2560 2140 84 000000	JH FOOD SERV MEDICARE	2,700.00	217.98	1,008.87	1,691.13	0.00	1,637.89	37.37%
50 E 303 2560 2140 84 000000	HS FOOD SERV MEDICARE	3,000.00	290.07	1,194.22	1,805.78	0.00	2,304.58	39.81%
50 E 902 3900 2140 30 105000	AD TITLE I MEDICARE	185.00	15.28	61.11	123.89	0.00	20.53	33.03%
50 E 902 3900 2140 30 107000	JE TITLE I MEDICARE	185.00	15.28	61.11	123.89	0.00	24.37	33.03%
50 E 902 3900 2140 30 108000	LI TITLE I MEDICARE	185.00	15.28	61.11	123.89	0.00	28.29	33.03%
50 E 902 3900 2140 30 109000	LO TITLE I MEDICARE	185.00	15.28	61.11	123.89	0.00	24.37	33.03%
50 E 902 3900 2140 30 110000	WA TITLE I MEDICARE	185.00	15.24	61.02	123.98	0.00	24.42	32.98%
50 E 930 3900 2140 30 000000	TITLE I: MEDICARE	0.00	0.00	107.01	-107.01	0.00	0.00	
50 E 930 3900 2140 30 105000	AD TITLE I: MEDICARE	35.00	0.00	30.84	4.16	0.00	162.66	88.11%
50 E 930 3900 2140 30 107000	JE TITLE I: MEDICARE	35.00	0.00	30.84	4.16	0.00	162.66	88.11%
50 E 930 3900 2140 30 108000	LI TITLE I: MEDICARE	35.00	0.00	30.84	4.16	0.00	162.66	88.11%
50 E 930 3900 2140 30 109000	LO TITLE I: MEDICARE	35.00	0.00	30.84	4.16	0.00	162.66	88.11%
50 E 930 3900 2140 30 110000	WA TITLE I: MEDICARE	35.00	0.00	30.92	4.08	0.00	163.02	88.34%
50 E 000 3901 2130 00 000000	AFTERCATS: FICA	100.00	0.00	0.00	100.00	0.00	0.00	0.00%
50 E 105 3901 2130 00 000000	ADAMS AFTERCATS FICA	1,700.00	44.24	270.01	1,429.99	0.00	1,212.48	15.88%
50 E 107 3901 2130 00 000000	JEFFERSON AFTERCATS	1,000.00	92.62	514.24	485.76	0.00	587.98	51.42%

Expenses Monthly Short

Fiscal Year: 2025-2026
 Month: December

MARION CUSD #2, IL

Account Number	Account Description	Original Budget	CY Monthly Activity	CYTD Activity	YTD Unexpended	YTD Encumbranc	Prior Fiscal Year	% of Budget
50 - SOCIAL SECURITY/MEDICARE								
50 E 108 3901 2130 00 000000	LINCOLN AFTERCATS FICA	2,500.00	181.82	897.93	1,602.07	0.00	1,984.89	35.92%
50 E 109 3901 2130 00 000000	LONGFELLOW AFTERCATS	2,000.00	192.52	887.65	1,112.35	0.00	1,147.64	44.38%
50 E 110 3901 2130 00 000000	WASHINGTON AFTERCATS	1,000.00	211.33	926.04	73.96	0.00	622.31	92.60%
50 E 204 3901 2130 00 000000	JH AFTERCATS FICA	1,000.00	79.60	295.17	704.83	0.00	592.17	29.52%
50 E 000 3901 2140 00 000000	AFTERCATS: MEDICARE	100.00	0.00	0.00	100.00	0.00	0.00	0.00%
50 E 105 3901 2140 00 000000	ADAMS AFTERCATS	400.00	10.36	63.16	336.84	0.00	283.62	15.79%
50 E 107 3901 2140 00 000000	JEFFERSON AFTERCATS	300.00	21.67	120.28	179.72	0.00	137.50	40.09%
50 E 108 3901 2140 00 000000	LINCOLN AFTERCATS	600.00	42.53	210.03	389.97	0.00	464.19	35.01%
50 E 109 3901 2140 00 000000	LONGFELLOW AFTERCATS	450.00	45.04	207.63	242.37	0.00	268.43	46.14%
50 E 110 3901 2140 00 000000	WASHINGTON AFTERCATS	525.00	49.44	216.60	308.40	0.00	145.53	41.26%
50 E 204 3901 2140 00 000000	JH AFTERCATS - MEDICARE	200.00	18.61	69.01	130.99	0.00	138.49	34.51%
50 - - - - -		789,390.00	61,692.11	344,701.39	444,688.61	0.00	639,853.34	43.67%
51 - ILLINOIS MUNICIPAL RETIREMENT								
51 E 000 1101 2120 00 000002	ELEM IMRF	50.00	0.00	0.00	50.00	0.00	1.82	0.00%
51 E 105 1101 2120 00 000000	ELEM. IMRF	5,500.00	443.22	1,312.94	4,187.06	0.00	3,755.20	23.87%
51 E 105 1101 2120 00 000001	ADAMS IMRF	2,000.00	189.75	1,080.30	919.70	0.00	1,413.70	54.02%
51 E 107 1101 2120 00 000000	JEFFERSON IMRF	3,500.00	476.34	1,312.80	2,187.20	0.00	2,784.70	37.51%
51 E 108 1101 2120 00 000000	LINCOLN IMRF	100.00	197.71	197.71	-97.71	0.00	0.00	197.
51 E 109 1101 2120 00 000000	LONGFELLOW IMRF	2,200.00	370.21	1,037.01	1,162.99	0.00	2,335.55	47.14%
51 E 110 1101 2120 00 000000	WASHINGTON IMRF	4,500.00	553.29	1,345.13	3,154.87	0.00	2,916.42	29.89%
51 E 204 1102 2120 00 000000	JH IMRF	50.00	0.00	0.00	50.00	0.00	0.00	0.00%
51 E 204 1102 2120 00 000001	JH IMRF	50.00	0.00	0.00	50.00	0.00	0.00	0.00%
51 E 303 1103 2120 00 000000	HS IMRF	20,000.00	853.80	8,763.00	11,237.00	0.00	17,968.37	43.82%
51 E 303 1103 2120 00 000001	HS IMRF	200.00	0.00	0.00	200.00	0.00	0.00	0.00%
51 E 971 1250 2120 00 000000	Stronger Connections	9,500.00	0.00	4,035.38	5,464.62	0.00	7,575.45	42.48%
51 E 960 1250 2120 30 000000	ESSER II IMRF	0.00	0.00	0.00	0.00	0.00	208.15	
51 E 965 1250 2120 30 000000	ESSER III IMRF	0.00	0.00	0.00	0.00	0.00	441.68	
51 E 000 1500 2120 00 000000	ATHL: IMRF	4,200.00	289.04	1,761.72	2,438.28	0.00	3,141.78	41.95%
51 E 000 1500 2120 00 000001	ATHL: IMRF	1,500.00	155.24	463.61	1,036.39	0.00	1,068.80	30.91%
51 E 303 1500 2120 01 000000	HS FOOTBALL IMRF	200.00	0.00	0.00	200.00	0.00	0.00	0.00%
51 E 303 1500 2120 05 000000	HS BOYS TRACK IMRF	1,500.00	0.00	568.75	931.25	0.00	706.20	37.92%
51 E 303 1500 2120 06 000000	HS WRESTLING IMRF	100.00	0.00	0.00	100.00	0.00	0.00	0.00%

Expenses Monthly Short

Fiscal Year: 2025-2026
Month: December

MARION CUSD #2, IL

Account Number	Account Description	Original Budget	CY Monthly Activity	CYTD Activity	YTD Unexpended	YTD Encumbranc	Prior Fiscal Year	% of Budget
51 - ILLINOIS MUNICIPAL RETIREMENT								
51 E 303 1500 2120 07 000000	HS BASEBALL IMRF	200.00	0.00	0.00	200.00	0.00	0.00	0.00%
51 E 303 1500 2120 15 000000	HS BOYS BASKETBALL IMRF	250.00	0.00	0.00	250.00	0.00	0.00	0.00%
51 E 303 1500 2120 31 000000	HS GIRLS BASKETBALL	500.00	120.86	241.72	258.28	0.00	417.00	48.34%
51 E 303 1500 2120 32 000000	HS GIRLS CROSS COUNTRY	250.00	0.00	0.00	250.00	0.00	0.00	0.00%
51 E 303 1500 2120 33 000000	HS GIRLS TRACK IMRF	500.00	0.00	0.00	500.00	0.00	437.74	0.00%
51 E 303 1500 2120 36 000000	HS GIRLS SOCCER IMRF	800.00	0.00	398.12	401.88	0.00	714.49	49.77%
51 E 000 1501 2120 00 000000	ADAMS IMRF	1,500.00	113.74	284.35	1,215.65	0.00	341.11	18.96%
51 E 000 2134 2120 00 000000	HEALTH SERV IMRF	11,000.00	877.04	4,909.12	6,090.88	0.00	8,653.17	44.63%
51 E 105 2134 2120 00 000000	HEALTH SERV. IMRF	4,000.00	228.49	1,317.03	2,682.97	0.00	2,037.68	32.93%
51 E 107 2134 2120 00 000000	HEALTH SERV. IMRF	4,000.00	268.44	1,567.92	2,432.08	0.00	2,869.68	39.20%
51 E 108 2134 2120 00 000000	HEALTH SERVICES: IMRF	4,000.00	287.78	1,683.96	2,316.04	0.00	3,105.80	42.10%
51 E 109 2134 2120 00 000000	HEALTH SERV. IMRF	4,000.00	254.58	1,484.72	2,515.28	0.00	2,711.16	37.12%
51 E 110 2134 2120 00 000000	HEALTH SERV. IMRF	5,800.00	340.12	1,998.00	3,802.00	0.00	3,727.82	34.45%
51 E 204 2134 2120 00 000000	HEALTH SERV. IMRF	3,700.00	284.48	1,137.92	2,562.08	0.00	2,290.78	30.75%
51 E 303 2134 2120 00 000000	HEALTH SERV. IMRF	4,000.00	282.26	1,527.63	2,472.37	0.00	3,049.31	38.19%
51 E 965 2134 2120 30 000000	ESSER 3 HEALTH SERV	0.00	0.00	0.00	0.00	0.00	316.30	
51 E 105 2190 2120 00 000000	ADAMS SUPPORT IMRF	500.00	0.00	0.00	500.00	0.00	0.00	0.00%
51 E 107 2190 2120 00 000000	JEFFERSON SUPPORT IMRF	1,700.00	222.86	953.30	746.70	0.00	1,473.95	56.08%
51 E 108 2190 2120 00 000000	LINCOLN SUPPORT IMRF	1,500.00	120.97	496.05	1,003.95	0.00	842.17	33.07%
51 E 109 2190 2120 00 000000	LONGFELLOW SUPPORT IMRF	2,300.00	276.06	1,227.67	1,072.33	0.00	1,348.91	53.38%
51 E 110 2190 2120 00 000000	WASHINGTON SUPPORT IMRF	9,500.00	887.33	4,053.52	5,446.48	0.00	8,852.98	42.67%
51 E 204 2190 2120 00 000000	JH SUPPORT STAFF IMRF	5,000.00	434.28	1,928.85	3,071.15	0.00	3,148.97	38.58%
51 E 303 2190 2120 00 000000	HS SUPPORT STAFF IMRF	11,000.00	1,243.31	5,699.53	5,300.47	0.00	7,381.97	51.81%
51 E 000 2210 2120 00 000000	STAFF DEV IMRF	5,000.00	-5,757.12	-66,097.31	71,097.31	0.00	3,818.63	-1,
51 E 932 2210 2120 30 000000	TITLE II IMRF	0.00	0.00	455.00	-455.00	0.00	0.00	
51 E 000 2225 2120 00 000000	TECHNOLOGY IMRF	31,000.00	2,477.52	14,865.09	16,134.91	0.00	27,161.20	47.95%
51 E 000 2321 2120 00 000000	ADMIN IMRF	7,500.00	453.06	2,726.63	4,773.37	0.00	6,417.21	36.36%
51 E 105 2410 2120 00 000000	PRINCIPAL IMRF	7,500.00	537.79	3,193.55	4,306.45	0.00	5,713.60	42.58%
51 E 107 2410 2120 00 000000	PRINCIPAL IMRF	5,100.00	436.84	2,593.29	2,506.71	0.00	4,508.05	50.85%
51 E 108 2410 2120 00 000000	PRINCIPAL IMRF	5,500.00	417.60	2,473.78	3,026.22	0.00	4,276.95	44.98%
51 E 109 2410 2120 00 000000	PRINCIPAL IMRF	5,500.00	420.42	2,512.04	2,987.96	0.00	4,313.73	45.67%
51 E 110 2410 2120 00 000000	PRINCIPAL IMRF	6,500.00	395.44	2,169.22	4,330.78	0.00	5,294.86	33.37%

Expenses Monthly Short

Fiscal Year: 2025-2026
 Month: December

MARION CUSD #2, IL

Account Number	Account Description	Original Budget	CY Monthly Activity	CYTD Activity	YTD Unexpended	YTD Encumbranc	Prior Fiscal Year	% of Budget
51 - ILLINOIS MUNICIPAL RETIREMENT								
51 E 204 2410 2120 00 000000	PRINCIPAL IMRF	9,000.00	716.70	4,022.52	4,977.48	0.00	5,531.56	44.69%
51 E 303 2410 2120 00 000000	PRINCIPAL IMRF	10,000.00	723.44	4,588.22	5,411.78	0.00	8,081.12	45.88%
51 E 000 2510 2120 00 000000	BUS. MGR. IMRF	11,500.00	967.32	5,415.71	6,084.29	0.00	6,488.58	47.09%
51 E 000 2520 2120 00 000000	FISCAL IMRF	15,000.00	832.76	4,996.57	10,003.43	0.00	9,097.99	33.31%
51 E 000 2542 2120 00 000000	CUST./MAINT. IMRF	55,000.00	5,006.89	29,754.80	25,245.20	0.00	49,308.27	54.10%
51 E 105 2542 2120 00 000000	CUST./MAINT. IMRF	14,000.00	715.10	4,199.37	9,800.63	0.00	8,468.11	30.00%
51 E 107 2542 2120 00 000000	CUST./MAINT. IMRF	14,000.00	801.84	4,795.90	9,204.10	0.00	8,566.60	34.26%
51 E 108 2542 2120 00 000000	CUST./MAINT. IMRF	12,000.00	1,084.23	6,533.58	5,466.42	0.00	9,810.53	54.45%
51 E 109 2542 2120 00 000000	CUST./MAINT. IMRF	9,000.00	739.17	4,268.50	4,731.50	0.00	7,786.09	47.43%
51 E 110 2542 2120 00 000000	CUST./MAINT. IMRF	17,000.00	1,104.51	6,317.51	10,682.49	0.00	12,510.29	37.16%
51 E 204 2542 2120 00 000000	CUST./MAINT. IMRF	16,000.00	1,815.33	9,274.32	6,725.68	0.00	13,732.90	57.96%
51 E 303 2542 2120 00 000000	CUST./MAINT. IMRF	41,000.00	3,604.70	21,282.13	19,717.87	0.00	39,970.74	51.91%
51 E 000 2550 2120 00 000000	TRANS. IMRF	3,500.00	208.18	1,249.09	2,250.91	0.00	2,274.48	35.69%
51 E 965 2560 2120 30 000000	ESSER 3 Food Serv IMRF	0.00	0.00	0.00	0.00	0.00	453.62	
51 E 000 2560 2120 84 000000	FOOD SERVICE IMRF	11,000.00	974.32	5,554.83	5,445.17	0.00	9,340.68	50.50%
51 E 105 2560 2120 84 000000	FOOD SERV. IMRF	12,000.00	749.05	4,537.87	7,462.13	0.00	10,058.04	37.82%
51 E 107 2560 2120 84 000000	FOOD SERV. IMRF	10,000.00	991.27	4,258.19	5,741.81	0.00	7,372.16	42.58%
51 E 108 2560 2120 84 000000	FOOD SERV. IMRF	16,000.00	1,519.14	5,931.28	10,068.72	0.00	49,734.13	37.07%
51 E 109 2560 2120 84 000000	FOOD SERVICE IMRF	12,000.00	1,052.75	4,542.19	7,457.81	0.00	7,538.22	37.85%
51 E 110 2560 2120 84 000000	FOOD SERV. IMRF	12,000.00	1,127.18	5,213.46	6,786.54	0.00	9,166.57	43.45%
51 E 204 2560 2120 84 000000	FOOD SERV. IMRF	19,000.00	1,607.42	7,288.76	11,711.24	0.00	25,963.20	38.36%
51 E 303 2560 2120 84 000000	FOOD SERV. IMRF	19,000.00	2,215.75	9,093.86	9,906.14	0.00	17,510.99	47.86%
51 E 000 3901 2120 00 000000	AFTERCATS IMRF	10.00	0.00	0.00	10.00	0.00	0.00	0.00%
51 E 105 3901 2120 00 000000	ADAMS AFTERCATS IMRF	500.00	0.00	0.00	500.00	0.00	0.00	0.00%
51 E 107 3901 2120 00 000000	AFTERCATS IMRF	1,300.00	84.58	377.47	922.53	0.00	586.25	29.04%
51 E 108 3901 2120 00 000000	AFTERCATS IMRF	2,500.00	115.74	698.67	1,801.33	0.00	1,261.83	27.95%
51 E 109 3901 2120 00 000000	LONGFELLOW AFTERCATS	2,300.00	297.82	1,334.57	965.43	0.00	1,733.89	58.02%
51 E 110 3901 2120 00 000000	WA AFTERCATS IMRF	2,500.00	236.74	1,024.04	1,475.96	0.00	974.77	40.96%
51 E 204 3901 2120 00 000000	JH AFTERCATS IMRF	1,400.00	110.64	551.23	848.77	0.00	1,061.33	39.37%
51 - - - - -		553,260.00	38,555.32	174,783.69	378,476.31	0.00	483,925.98	31.59%
60 - CAPITAL PROJECTS FUND OR FUND								
60 E 000 2533 5230 00 000000	ARCH LOCAL PROJECTS	1,000,000.00	0.00	0.00	1,000,000.00	0.00	0.00	0.00%

Expenses Monthly Short

Fiscal Year: 2025-2026
 Month: December

MARION CUSD #2, IL

Account Number	Account Description	Original Budget	CY Monthly Activity	CYTD Activity	YTD Unexpended	YTD Encumbranc	Prior Fiscal Year	% of Budget
60 - CAPITAL PROJECTS FUND OR FUND								
60 E 000 2533 5230 00 220320	Jefferson Pre-k Doors	0.00	0.00	0.00	0.00	0.00	3,092.93	
60 E 000 2533 5230 00 220990	ARCH JH EXTERIOR	0.00	0.00	0.00	0.00	0.00	500.00	
60 E 105 2533 5230 00 025048	Arch Adams Windows	150,000.00	0.00	136,523.97	13,476.03	0.00	0.00	91.02%
60 E 105 2533 5230 00 230510	ARCH GYM FLOOR	0.00	0.00	0.00	0.00	0.00	2,606.10	
60 E 105 2533 5230 00 230940	ADAMS ROOF REPLACEMENT	0.00	0.00	0.00	0.00	0.00	93.30	
60 E 110 2533 5230 00 230310	WA Roof 23031	0.00	0.00	0.00	0.00	0.00	22,624.00	
60 E 110 2533 5230 00 240600	WA Tuckpointing 24060	0.00	0.00	0.00	0.00	0.00	16,000.00	
60 E 204 2533 5230 00 023098	JH HVAC PHASE 3	0.00	84,000.00	84,000.00	-84,000.00	0.00	0.00	
60 E 204 2533 5230 00 230320	JH Roof 23032	25,000.00	538.00	13,282.00	11,718.00	0.00	34,435.82	53.13%
60 E 204 2533 5230 00 230970	ARCH JH EAST LOCKER	0.00	0.00	0.00	0.00	0.00	60,807.64	
60 E 303 2533 5230 00 230330	HS Roof 23033	65,000.00	1,482.74	36,534.58	28,465.42	0.00	91,144.00	56.21%
60 E 000 2535 3190 00 000002	UNIT 2 LOCAL PROJECTS	2,000,000.00	119,142.58	350,469.56	1,649,530.44	150,828.00	20,787.50	17.52%
60 E 000 2535 5230 00 000000	Local Project	1,000,000.00	0.00	113,108.64	886,891.36	289,324.00	161,063.87	11.31%
60 E 105 2535 5230 00 230510	ADAMS GYM FLOOR	0.00	0.00	0.00	0.00	0.00	90,387.00	
60 E 105 2535 5230 00 230940	Adams Roof Repair	0.00	0.00	0.00	0.00	0.00	6,219.90	
60 E 105 2535 5230 00 250480	Adams Windows	1,250,000.00	0.00	0.00	1,250,000.00	0.00	0.00	0.00%
60 E 107 2535 5230 00 220320	JEFFERSON PRE K DOOR &	0.00	0.00	0.00	0.00	0.00	151,281.40	
60 E 110 2535 5230 00 240600	WA TUCKPOINTING	58,470.00	0.00	58,470.00	0.00	0.00	38,070.00	100.
60 E 204 2535 5230 00 023032	JH Roof Project 23032	384,000.00	0.00	312,241.50	71,758.50	0.00	0.00	81.31%
60 E 204 2535 5230 00 023097	JH East Locker Room	0.00	0.00	0.00	0.00	0.00	669,501.86	
60 E 204 2535 5230 00 220990	JH EXTERIOR	0.00	0.00	0.00	0.00	0.00	19,125.65	
60 E 303 2535 5230 00 230330	HS WA ROOF	1,287,304.00	0.00	943,145.45	344,158.55	0.00	0.00	73.27%
60 E 000 8410 6600 00 000000	NEW AS PRINCIPAL PMT TO	660,000.00	0.00	0.00	660,000.00	0.00	720,000.00	0.00%
60 E 000 8510 6600 00 000000	NEW AS INTEREST PMT TO	14,718.00	0.00	7,359.00	7,359.00	0.00	30,774.00	50.00%
60 - - - - -		7,894,492.00	205,163.32	2,055,134.70	5,839,357.30	440,152.00	2,138,514.97	26.03%
80 - TORT IMMUNITY AND JUDGMENT								
80 E 000 2361 3800 00 000000	TORT: WORKERS	163,000.00	0.00	132,581.00	30,419.00	0.00	159,668.30	81.34%
80 E 000 2365 3180 00 000000	TORT: LEGAL SERVICES	50,000.00	3,485.00	9,465.50	40,534.50	0.00	19,485.05	18.93%
80 E 000 2365 3800 00 000000	TORT: PROPERTY CASUALTY	600,000.00	0.00	568,048.38	31,951.62	0.00	346,601.87	94.67%
80 E 000 2365 3800 00 000001	TORT: UNEMPLOYMENT	15,000.00	60.00	2,527.91	12,472.09	0.00	60.00	16.85%
80 E 000 2366 3190 00 000000	SETTLEMENT AGREEMENT	0.00	0.00	0.00	0.00	0.00	10,000.00	
80 - - - - -		828,000.00	3,545.00	712,622.79	115,377.21	0.00	535,815.22	86.07%

Expenses Monthly Short

Fiscal Year: 2025-2026
 Month: December

MARION CUSD #2, IL

Account Number	Account Description	Original Budget	CY Monthly Activity	CYTD Activity	YTD Unexpended	YTD Encumbranc	Prior Fiscal Year	% of Budget
90 - FIRE PREVENTION AND SAFETY FUN								
90 E 000 2533 3010 02 001203	Jr.High 10 YR HLS	10,000.00	0.00	0.00	10,000.00	0.00	0.00	0.00%
90 E 107 2533 5230 00 230960	ARCH JEFFERSON EXTERIOR	0.00	0.00	0.00	0.00	0.00	8,695.70	
90 E 107 2535 5230 00 230960	JEFFERSON EXTERIOR	0.00	0.00	0.00	0.00	0.00	132,635.98	
90 - - - - -		10,000.00	0.00	0.00	10,000.00	0.00	141,331.68	0.00%
Account Monthly Activity Grand Totals:		66,133,343.	4,966,430.65	30,562,801.	35,570,541.	831,760.97	54,854,752.	46.21%

December 2025 Supplemental Checks

Check Number	Name on Check	Statement Date	Cash Post Date	Amount
076172	MELISSA DRONE	V	12/17/2025	-70.00
076364	WEBSTaurantSTORE.COM	V	12/17/2025	-1,490.70
076480	MA FILIPINO	R	12/12/2025	450.00
076481	AC SYSTEMS, INC	R	12/19/2025	253.19
076482	AIRGAS USA, LLC	R	12/19/2025	2,116.36
076483	AMEREN ILLINOIS	R	12/19/2025	3,349.90
076484	AWARDS AMERICA, INC	R	12/19/2025	410.90
076485	BIO-CORPORATION	R	12/19/2025	81.40
076486	BRUCE ELECTRIC CO	R	12/19/2025	1,077.70
076487	CEDARHURST CENTER FOR ART	R	12/19/2025	115.00
076488	MELISSA DRONE	R	12/19/2025	75.00
076489	FOWLER HEATING & COOLING	R	12/19/2025	4,649.27
076490	FP MAILING SOLUTIONS	R	12/19/2025	189.00
076491	SARA GORDON	R	12/19/2025	47.39
076492	HALLS SERVICE LLC A/R	R	12/19/2025	938.07
076493	HSG MECHANICAL CONTRACTOR	R	12/19/2025	520.00
076494	J & S EXCAVATING, INC.	R	12/19/2025	8,337.68
076495	JOHN A LOGAN COLLEGE	R	12/19/2025	5,500.00
076496	KEITH MARTIN, INC	R	12/19/2025	2,237.00
076497	KRIHA BOUCEK	R	12/19/2025	118.00
076498	KROGER - LOUISVILLE CUSTOMER CHARGE	R	12/19/2025	139.52
076499	MAIER'S TIDY BOWL	R	12/19/2025	95.00
076500	PONDER SERVICES, INC	R	12/19/2025	4,250.00
076501	PROTEK FIBER	R	12/19/2025	13,600.00
076502	SCHOOL SPECIALTY, LLC	R	12/19/2025	143.26
076503	SHIFFLER	R	12/19/2025	1,052.37
076504	SOUTHERN ILLINOIS PIPING CONTRACTORS LLC	R	12/19/2025	20,777.44
076505	TERRACE FENCE CO	R	12/19/2025	4,257.00
076506	THE PAVILION FOUNDATION	R	12/19/2025	264.00
076507	VARSIITY SPIRIT FASHIONS & SUPPLIES	R	12/19/2025	1,000.00
076508	BRITTANY WILLIS	R	12/19/2025	54.86
202500148	HOME DEPOT CREDIT SERVICE	W	12/19/2025	12,114.92
202500149	AMERICAN EXPRESS	W	12/31/2025	46,557.54
202500150	CITY OF MARION WATER DEPT	W	12/31/2025	5,314.83
202500151	MASTERCARD	W	12/31/2025	12,089.72
202500152	SOUTHEASTERN ILLINOIS ELECTRIC COOPERATIVE	W	12/31/2025	8,748.33
202500153	FP MAILING SOLUTIONS	W	12/31/2025	50.00
9252601970	MEGAN HALE	A	12/19/2025	426.04
9252601971	LESTER E JAMES	A	12/19/2025	13,003.59
9252601972	MANSFIELD POWER AND GAS LLC	A	12/19/2025	7,387.18
9252601973	MARION JUNIOR HIGH IMPREST	A	12/19/2025	947.75
9252601974	ASHLEIGH MAZE	A	12/19/2025	590.00
9252601975	CODY P MAZE	A	12/19/2025	138.00

December 2025 Supplemental Checks

Check Number	Name on Check	Statement Date	Cash Post Date	Amount
9252601976	JILL E MORTHLAND	A	12/19/2025	132.78
9252601977	KRISTI L S PIERCE	A	12/19/2025	223.74
9252601978	TOM ROPER	A	12/19/2025	678.05
9252601979	COLE D SCHNAUDIGEL	A	12/19/2025	607.60
9252601980	KIMBERLY K WATSON	A	12/19/2025	74.48
Grand Totals:	48 Total Checks			

December 2025 Supplemental Payroll Checks Issued

Check Number	Name on Check	Statement Date	Cash Post Date	Amount
010057	ATLANTIC AMERICAN EMPLOYEE BENEFITS	R	12/19/2025	1,753.78
010058	CONNECTICUT-CCSPC, 0900003	R	12/19/2025	108.63
010059	ILL STATE DISB UNIT	R	12/19/2025	689.34
010060	KIDS FOUNDATION	R	12/19/2025	49.00
010061	LABORERS' LOCAL 773	R	12/19/2025	439.84
010062	LABORERS' LOCAL 773 FOOD SERVICE	R	12/19/2025	422.60
010063	LOCAL 773, SECRETARIES	R	12/19/2025	274.34
010064	MARION EDUCATION ASSOC	R	12/19/2025	12,090.69
010065	MARION UNIT 2 FOUNDATION	R	12/19/2025	62.00
010066	NIKKI TRAVELSTEAD2011D190	R	12/19/2025	250.00
010067	SIU CREDIT UNION	R	12/19/2025	150.00
120250051	AFLAC - GROUP POLICY	W	12/19/2025	2,209.56
120250052	COMMON REMITTER	W	12/19/2025	7,981.42
120250053	ILLINOIS DEPT OF REVENUE	W	12/19/2025	53,931.91
120250054	ILLINOIS MUNICIPAL	W	12/19/2025	36,322.84
120250055	INTERNAL REVENUE SERVICE	W	12/19/2025	164,839.55
120250056	TEACHER HEALTH INS SECURT	W	12/19/2025	15,754.49
120250057	TEACHERS RET0058	W	12/19/2025	5,825.58
120250058	TEACHERS RETIREMENT	W	12/19/2025	90,309.76
120250059	TEACHERS RETIREMT SYS 10	W	12/19/2025	3,947.74
120250060	TRS PURCHASE	W	12/19/2025	167.34
120250061	TRS SSP	W	12/19/2025	2,888.10
9202502548	AUD, KRISTA L	A	12/19/2025	1,927.61
9202502549	BAKER, ELAINE	A	12/19/2025	526.19
9202502550	BANKS, LORI B	A	12/19/2025	473.56
9202502551	BEERS, JAEDYN	A	12/19/2025	562.29
9202502552	BODINE, AMANDA	A	12/19/2025	1,525.94
9202502553	BRAINARD, SANDRA	A	12/19/2025	117.00
9202502554	CASTELLANO, STEPHANIE	A	12/19/2025	1,647.06
9202502555	CHANDLER, MICHELE	A	12/19/2025	45.40
9202502556	CHIN, VANNAK	A	12/19/2025	1,217.47
9202502557	CHRISMAN, BRITTNEY	A	12/19/2025	210.47
9202502558	CRABTREE, JESSIE	A	12/19/2025	421.83
9202502559	DARR, DAILYN	A	12/19/2025	105.24
9202502560	DE POINCY, JESSICA L	A	12/19/2025	221.62
9202502561	FEAR, KELLY	A	12/19/2025	2,266.44
9202502562	FERRERO, KATHRYN	A	12/19/2025	149.70
9202502563	FISCHER, KATELYN	A	12/19/2025	526.19
9202502564	GRAVATT, TOMI S	A	12/19/2025	526.50
9202502565	GRIFFITH, MORGAN S	A	12/19/2025	274.85
9202502566	HELFRICH, ANGELA	A	12/19/2025	315.71
9202502567	HILL, MICHAEL J	A	12/19/2025	1,052.37
9202502568	HOFFMAN, TAYLOR	A	12/19/2025	248.89
9202502569	HUNTER, KELLI	A	12/19/2025	24.54
9202502570	ISBELL, CHLOE	A	12/19/2025	186.10

December 2025 Supplemental Payroll Checks Issued

Check Number	Name on Check	Statement Date	Cash Post Date	Amount
9202502571	JANSSEN, MICHAEL	A	12/19/2025	110.81
9202502572	JOHNSON, JENNA	A	12/19/2025	1,026.42
9202502573	JOYNER, NICK	A	12/19/2025	23.09
9202502574	KEARNS, CHRISTINA	A	12/19/2025	564.87
9202502575	LOPEZ, TASHA	A	12/19/2025	486.19
9202502576	LUCAS, JOHN	A	12/19/2025	258.47
9202502577	MAY, ALEXA M	A	12/19/2025	33.24
9202502578	MCGUIRE, LAURYN	A	12/19/2025	1,150.09
9202502579	MENESE, EMILY A	A	12/19/2025	1,264.46
9202502580	MONTGOMERY, BETHANY	A	12/19/2025	221.62
9202502581	MORRIS, BELLA	A	12/19/2025	801.04
9202502582	MYERS, REBECCA S	A	12/19/2025	538.25
9202502583	MYERS, RENEE	A	12/19/2025	380.08
9202502584	NAVE, LAYTON	A	12/19/2025	539.78
9202502585	NORMAN, DEUNDRAE	A	12/19/2025	327.46
9202502586	NOVAK, JENNIFER L	A	12/19/2025	537.94
9202502587	OATES, SARAH	A	12/19/2025	46.98
9202502588	ORANGE, DAVID	A	12/19/2025	526.19
9202502589	PETERSEN, JUANITA	A	12/19/2025	526.19
9202502590	PETTIGREW, CARRIE	A	12/19/2025	315.71
9202502591	PRITCHARD, CHRISTOPHER	A	12/19/2025	1,368.09
9202502592	RABACCHI, KELLY	A	12/19/2025	1,262.85
9202502593	RIX, ISABEL V	A	12/19/2025	274.85
9202502594	SCHERSCHEL, JENNI	A	12/19/2025	221.64
9202502595	SEGERS, AIDEN	A	12/19/2025	2,006.27
9202502596	SIMPSON, ROBERT W	A	12/19/2025	1,345.96
9202502597	SMITH, ERIC	A	12/19/2025	315.71
9202502598	SMITH, JAMES L	A	12/19/2025	1,087.06
9202502599	SMITH, KEEGAN T	A	12/19/2025	526.19
9202502600	STANLEY, BRANDI L	A	12/19/2025	1,188.07
9202502601	STEWART, LISA K	A	12/19/2025	234.00
9202502602	STONEBRAKER, CASSIE	A	12/19/2025	1,368.09
9202502603	STRUNK, RANDALL L	A	12/19/2025	947.76
9202502604	TANNER, GRACEE A	A	12/19/2025	974.25
9202502605	THOMPSON, CARRIE	A	12/19/2025	1,540.36
9202502606	TROKEY, CINDY	A	12/19/2025	1,485.08
9202502607	TROKEY, RYAN M	A	12/19/2025	1,064.13
9202502608	VARGA, GABRIELLE	A	12/19/2025	432.71
9202502609	WAGGONER, MOLLY B	A	12/19/2025	274.85
9202502610	WALKER, RALPH	A	12/19/2025	39.33
9202502611	WEST, TRUDY	A	12/19/2025	602.31
9202502612	WHITE, COURTNEY	A	12/19/2025	1,104.99
9202502613	WHITFIELD, DONNA	A	12/19/2025	947.14
9202502614	WILLIAMS, ASHLEY	A	12/19/2025	894.51
9202502615	WILLIAMS, DEREK	A	12/19/2025	623.83

December 2025 Supplemental Payroll Checks Issued

Check Number	Name on Check	Statement Date	Cash Post Date	Amount
9202502616	WILLIAMS, PAYTON A	A	12/19/2025	1,011.51
9202502617	YOUNG, HALEY	A	12/19/2025	174.32
9202502618	BENO, JOANNA M	A	12/19/2025	210.47
9202502619	BLANCHARD, SHANTHI	A	12/19/2025	210.47
9202502620	BOSWELL, SOPHIA	A	12/19/2025	1,956.61
9202502621	CAPEL, SARAH	A	12/19/2025	327.46
9202502622	DIERKES, COURTNEY L	A	12/19/2025	711.16
9202502623	DUGGER, TIA R	A	12/19/2025	848.66
9202502624	HAMMET, MARGARET K	A	12/19/2025	526.19
9202502625	DIXON, AARON M	A	12/19/2025	2,537.54
9202502626	GARRETT, RACHEL Y	A	12/19/2025	488.35
9202502627	MARLER, ANGELA R	A	12/19/2025	1,529.11
9202502628	MARTIN, DEREK W	A	12/19/2025	1,584.17
9202502629	MAYFIELD, MICHAEL J	A	12/19/2025	1,881.51
9202502630	MENESE, MICHAEL	A	12/19/2025	1,672.18
9202502631	MOSS, REBECCA J	A	12/19/2025	3,778.01
9202502632	RUSSELL, JENNIFER	A	12/19/2025	1,488.11
9202502633	SANDERS, SUSAN R	A	12/19/2025	931.09
9202502634	SMITH, LOLA	A	12/19/2025	1,788.47
9202502635	SPENCER, MARTIN N	A	12/19/2025	1,006.14
9202502636	STANLEY, JERRY A	A	12/19/2025	2,617.58
9202502637	WALSTON, DANIELLE A	A	12/19/2025	2,054.59
9202502638	WATSON, KIMBERLY K	A	12/19/2025	2,390.64
9202502639	WATTS, LINDSAY K	A	12/19/2025	4,048.16
9202502640	WOODS, RHONDA	A	12/19/2025	2,146.12
9202502641	ADKINS, MARK S	A	12/19/2025	3,039.38
9202502642	ALLEN, COLTON	A	12/19/2025	2,086.84
9202502643	ALLEN, SARAH	A	12/19/2025	2,105.34
9202502644	ANDERSON, BRITTNEY L	A	12/19/2025	2,153.10
9202502645	BAKER, MEGAN	A	12/19/2025	618.68
9202502646	BAKER, SARA J	A	12/19/2025	2,520.18
9202502647	BLUMENSTOCK, HEATH	A	12/19/2025	3,024.11
9202502648	BUCHANAN, AMY J	A	12/19/2025	3,101.12
9202502649	BURNS, KIM R	A	12/19/2025	2,925.81
9202502650	COLBOTH, MICAH A	A	12/19/2025	2,238.50
9202502651	DAHMER, CONNIE L	A	12/19/2025	859.83
9202502652	EVANS, KAYLEE	A	12/19/2025	1,965.50
9202502653	GRANT, TERESA	A	12/19/2025	2,860.21
9202502654	HENSHAW, SHAY C	A	12/19/2025	2,705.48
9202502655	JOHNSON, RICK	A	12/19/2025	712.95
9202502656	LOUCKS, HASSI L	A	12/19/2025	3,145.65
9202502657	LUNDGREN, MELISSA K	A	12/19/2025	2,324.23
9202502658	MADINGER, KRISTINA L	A	12/19/2025	1,262.85
9202502659	POGGENDORF, STEPHEN	A	12/19/2025	2,531.56
9202502660	ROBERTSON, DEMITA J	A	12/19/2025	3,143.09

December 2025 Supplemental Payroll Checks Issued

Check Number	Name on Check	Statement Date	Cash Post Date	Amount
9202502661	ROBERTSON, RACHEL	A	12/19/2025	647.30
9202502662	ROPER, REID	A	12/19/2025	2,859.94
9202502663	SIMMERMAN, KELLY B	A	12/19/2025	2,759.31
9202502664	STEARNS, DANA R	A	12/19/2025	2,837.23
9202502665	STIEG, SHELDON A	A	12/19/2025	2,375.41
9202502666	VANHORN, MARGARET	A	12/19/2025	2,704.09
9202502667	WALLACE, YESENIA	A	12/19/2025	470.37
9202502668	WILSON, AMY	A	12/19/2025	1,972.92
9202502669	ACKERMANN, COURTNEY	A	12/19/2025	2,197.42
9202502670	ALLEN, NICOLE	A	12/19/2025	1,872.44
9202502671	BEERS, KERRIE JO	A	12/19/2025	2,551.46
9202502672	BLUMENSTOCK, ANGELA	A	12/19/2025	2,426.44
9202502673	BOWLES, JAELA	A	12/19/2025	1,014.45
9202502674	CHELIN, AIME N	A	12/19/2025	2,950.81
9202502675	CORZINE, JESSICA	A	12/19/2025	3,059.10
9202502676	GOOCH, RYLEY	A	12/19/2025	2,059.54
9202502677	MAZE, ASHLEIGH	A	12/19/2025	2,896.76
9202502678	MCCARTY, CYNTHIA	A	12/19/2025	2,838.85
9202502679	MENCKOWSKI, KRISTINA	A	12/19/2025	2,682.54
9202502680	MITACEK, ELIZABETH	A	12/19/2025	2,627.47
9202502681	MOORE, MELISSA A	A	12/19/2025	2,691.22
9202502682	MOTSINGER, MARY DIBBLE	A	12/19/2025	2,570.25
9202502683	NGUYEN, STEPHANIE	A	12/19/2025	910.69
9202502684	ODUM, HALEY A	A	12/19/2025	1,856.90
9202502685	ODUM, LISA A	A	12/19/2025	3,170.84
9202502686	OWENS, TERRILL TANNER	A	12/19/2025	2,110.12
9202502687	PICKLES, ALICIA	A	12/19/2025	791.66
9202502688	ROHRER, KELSEY A	A	12/19/2025	2,303.02
9202502689	SMITH, BRITTANY	A	12/19/2025	1,982.22
9202502690	TRAVIS, AMY N	A	12/19/2025	2,219.18
9202502691	ADDISON, AMBER	A	12/19/2025	816.45
9202502692	ALLARDYCE, KRISTY L	A	12/19/2025	2,706.45
9202502693	BASLER, THANAKA L	A	12/19/2025	2,382.70
9202502694	BROWN, DAWN M	A	12/19/2025	2,735.19
9202502695	BUNDREN, MELISSA F	A	12/19/2025	2,776.22
9202502696	BUSHUE, CORY D	A	12/19/2025	2,495.68
9202502697	CHESTOSKY, JENNIFER STARR	A	12/19/2025	2,419.00
9202502698	CROSSON, JARROD B	A	12/19/2025	2,745.20
9202502699	DAVIS, MELANIE M	A	12/19/2025	2,544.28
9202502700	FARTHING, ASHLEY	A	12/19/2025	2,175.43
9202502701	FRANCIS, SARAH J	A	12/19/2025	2,544.15
9202502702	FRANKEL, KIMBERLY J	A	12/19/2025	2,055.08
9202502703	HARRIS, ANDREA	A	12/19/2025	2,799.93
9202502704	HOWELL, MALEA L	A	12/19/2025	2,536.81
9202502705	HUNZIKER, ARIANA	A	12/19/2025	1,678.16

December 2025 Supplemental Payroll Checks Issued

Check Number	Name on Check	Statement Date	Cash Post Date	Amount
9202502706	KRESCA, NICK	A	12/19/2025	2,606.75
9202502707	LANDES, JESSICA A	A	12/19/2025	3,113.26
9202502708	MCPHAIL, JENNIFER L	A	12/19/2025	2,877.65
9202502709	MERRISS, HALEY	A	12/19/2025	1,811.80
9202502710	MILLS, JUDI V	A	12/19/2025	1,067.88
9202502711	OGLESBY, SUMER J	A	12/19/2025	2,669.72
9202502712	PECORD, ALLY	A	12/19/2025	2,286.03
9202502713	PERKINS, KATIE	A	12/19/2025	2,307.73
9202502714	PINKSTON, LISA J	A	12/19/2025	2,514.51
9202502715	PRICE, ROXANNE R	A	12/19/2025	3,340.27
9202502716	RIOS, NATALIA	A	12/19/2025	2,459.82
9202502717	ROMAINE, MICHELLE D	A	12/19/2025	2,456.52
9202502718	ROPER, TOM	A	12/19/2025	2,820.24
9202502719	SAMPLES, JOANNA	A	12/19/2025	1,609.78
9202502720	SEGERS, JAMES B	A	12/19/2025	2,637.01
9202502721	SHADOWENS, ALEXANDRIA	A	12/19/2025	1,839.21
9202502722	SLONE, SOMER	A	12/19/2025	2,458.54
9202502723	SPRINGVLOED, WENDY M	A	12/19/2025	3,131.71
9202502724	STANFILL, AMBER D	A	12/19/2025	2,775.00
9202502725	STOTLAR, JENNA L	A	12/19/2025	2,479.26
9202502726	STOUT, ERIKA A	A	12/19/2025	2,317.89
9202502727	TARLTON, MARCI J	A	12/19/2025	2,344.42
9202502728	WALTERS, SHARON R	A	12/19/2025	725.28
9202502729	WEBB, STEPHEN E	A	12/19/2025	2,483.46
9202502730	BROWN, STEPHANIE	A	12/19/2025	2,811.31
9202502731	CHILDERS, ABBY N	A	12/19/2025	2,206.55
9202502732	CHIN, BRITTANY	A	12/19/2025	798.28
9202502733	DAVIS, RACHEL L	A	12/19/2025	2,521.03
9202502734	DISNEY, RACHEL A	A	12/19/2025	2,417.05
9202502735	FRUGE, ANDREA	A	12/19/2025	1,810.13
9202502736	HASEKER, CAYENNE N	A	12/19/2025	2,385.53
9202502737	HILL, TYRA L	A	12/19/2025	2,208.53
9202502738	KADELA, LAURYN	A	12/19/2025	1,901.45
9202502739	KRAUS, MALINEE K	A	12/19/2025	2,700.62
9202502740	LYNN, AMANDA B	A	12/19/2025	2,961.73
9202502741	MIELDEZIS, JOSHUA	A	12/19/2025	2,187.98
9202502742	MITCHELL, AMBER R	A	12/19/2025	2,190.03
9202502743	PARKS, STACEY	A	12/19/2025	2,366.56
9202502744	PAYNE, CARRIE	A	12/19/2025	795.15
9202502745	RANDOLPH, ANGELA D	A	12/19/2025	2,909.35
9202502746	STAPLETON, AILEEN	A	12/19/2025	2,304.20
9202502747	SULLIVAN, CHRISTY M	A	12/19/2025	2,750.24
9202502748	VICKERY, AMANDA	A	12/19/2025	807.77
9202502749	WILSON, MALLORY	A	12/19/2025	3,189.03
9202502750	ANDERSON, BAILEY	A	12/19/2025	1,995.13

December 2025 Supplemental Payroll Checks Issued

Check Number	Name on Check	Statement Date	Cash Post Date	Amount
9202502751	BECK, CARI	A	12/19/2025	1,632.21
9202502752	BENSON, ASHLEIGH D	A	12/19/2025	3,358.45
9202502753	BETZ, BRENDAN J	A	12/19/2025	2,755.33
9202502754	BROWN, LAURYN N	A	12/19/2025	2,132.11
9202502755	BROWNING, LEAH R	A	12/19/2025	3,021.33
9202502756	CULBRETH, EMILY R	A	12/19/2025	2,125.72
9202502757	DEATHERAGE, AMANDA	A	12/19/2025	2,066.82
9202502758	DUNAWAY, SHELLY A	A	12/19/2025	1,152.23
9202502759	FIKE, AMBER A	A	12/19/2025	2,819.16
9202502760	GEIGER, SARAH	A	12/19/2025	2,425.09
9202502761	GRAFF, ELIZABETH	A	12/19/2025	2,276.22
9202502762	HOLDERFIELD, CASEY	A	12/19/2025	1,974.91
9202502763	JOHNSON, CHRISTY	A	12/19/2025	2,688.14
9202502764	KADELA, MICHELLE L	A	12/19/2025	1,254.80
9202502765	KISSING, MICHELLE	A	12/19/2025	2,310.40
9202502766	LACHIANA, CHRISTOPHER B	A	12/19/2025	52.61
9202502767	LUCE, LAUREN	A	12/19/2025	1,988.18
9202502768	MAYERS, HALLIE A	A	12/19/2025	1,884.28
9202502769	MCMURTRY, MELISSA D	A	12/19/2025	2,271.36
9202502770	MORTHLAND, JILL E	A	12/19/2025	2,245.97
9202502771	NAPIER, CHELSEY	A	12/19/2025	771.76
9202502772	NEAL, HOLLY J	A	12/19/2025	2,172.75
9202502773	OSBORNE, AMANDA E	A	12/19/2025	3,281.99
9202502774	PEARCE, SALLY A	A	12/19/2025	2,822.66
9202502775	POTOCKI, ELIZABETH	A	12/19/2025	3,063.85
9202502776	POWELL, KAREN L	A	12/19/2025	2,244.08
9202502777	PRESSWOOD, MADISON	A	12/19/2025	2,170.14
9202502778	RANDOLPH, ANDREW G	A	12/19/2025	2,396.16
9202502779	REYNOLDS, ROBYN D	A	12/19/2025	2,607.61
9202502780	ROWLAND, MADISON J	A	12/19/2025	2,111.48
9202502781	STEPTER, HEATHER B	A	12/19/2025	1,864.61
9202502782	TALLMAN, LISA	A	12/19/2025	826.70
9202502783	TANNER, MELISSA R	A	12/19/2025	3,184.32
9202502784	THOMPSON, MEGAN L	A	12/19/2025	2,240.42
9202502785	THOMPSON, SONYA	A	12/19/2025	2,916.89
9202502786	THORNTON, PAIGE	A	12/19/2025	2,391.11
9202502787	VICKERY, TRAVIS	A	12/19/2025	2,629.17
9202502788	YOUNG, KERRI J	A	12/19/2025	3,030.84
9202502789	ADKINS, ALANA M	A	12/19/2025	2,953.30
9202502790	ALEXANDER, AMY L	A	12/19/2025	942.48
9202502791	ANDERSON, JENNIFER	A	12/19/2025	2,362.39
9202502792	ASHMORE, NICOLE	A	12/19/2025	3,292.90
9202502793	BUTLER, NATHAN	A	12/19/2025	231.60
9202502794	CHANCE, MELISSA	A	12/19/2025	2,078.03
9202502795	CHAPMAN, ALICIA M	A	12/19/2025	2,313.00

December 2025 Supplemental Payroll Checks Issued

Check Number	Name on Check	Statement Date	Cash Post Date	Amount
9202502796	CHMIEL, KRISTA	A	12/19/2025	441.57
9202502797	CORZINE, LAUREN M	A	12/19/2025	2,888.39
9202502798	COUTY, CHRISTINA	A	12/19/2025	24.74
9202502799	CRAIN, KATRINA S	A	12/19/2025	3,179.16
9202502800	CULLUM, LUKAS R	A	12/19/2025	540.39
9202502801	DEACON, JENNIFER A	A	12/19/2025	2,319.86
9202502802	DISNEY, ADAM K	A	12/19/2025	3,461.43
9202502803	DUENOS, KALEIGH	A	12/19/2025	3,109.83
9202502804	FARLEY, MELISSA	A	12/19/2025	2,294.10
9202502805	FRANCIS, ANDREA	A	12/19/2025	2,416.43
9202502806	GALLOWAY, GLENDA J	A	12/19/2025	3,056.31
9202502807	GILES, JAYCEE	A	12/19/2025	2,391.72
9202502808	GULLEY, DAVID J	A	12/19/2025	2,769.88
9202502809	HAMMONDS, AUSTIN CHRISTIAN	A	12/19/2025	2,799.51
9202502810	JACKSON, KARRIE L	A	12/19/2025	3,542.13
9202502811	KELLY, KHARA M	A	12/19/2025	2,536.60
9202502812	KEY, NICOLE D	A	12/19/2025	2,370.81
9202502813	KRAUS, MICHAEL C	A	12/19/2025	3,484.51
9202502814	LAWSON, CATHERINE L	A	12/19/2025	2,925.19
9202502815	MANFREDO, REX J	A	12/19/2025	1,952.64
9202502816	MAZE, CODY P	A	12/19/2025	2,983.23
9202502817	MAZE, JULIE A	A	12/19/2025	2,723.78
9202502818	MCKENTY, SCOTT	A	12/19/2025	2,368.11
9202502819	MIELDEZIS, TIMOTHY SCOTT	A	12/19/2025	2,638.72
9202502820	MILLIGAN, TYLER S	A	12/19/2025	906.27
9202502821	MORSE, GABRIELLE	A	12/19/2025	944.70
9202502822	MOULTON, SHAWNA K	A	12/19/2025	2,214.09
9202502823	OWENS, JOHN M	A	12/19/2025	194.48
9202502824	PIERCE, KRISTI L S	A	12/19/2025	2,794.39
9202502825	POWELL, PHILIP	A	12/19/2025	2,511.91
9202502826	REID, GREGORY E	A	12/19/2025	3,417.32
9202502827	SAGE, MEGHAN	A	12/19/2025	1,630.18
9202502828	SANDERS, CHRISTINA C	A	12/19/2025	2,489.21
9202502829	SAUERHAGE, BRANDI L	A	12/19/2025	2,733.77
9202502830	SCHMITT, KYLE	A	12/19/2025	2,328.60
9202502831	SHORE, ELIZABETH B	A	12/19/2025	3,643.81
9202502832	SKEATE, AMY R	A	12/19/2025	3,431.31
9202502833	SKEATE, WALTER R	A	12/19/2025	2,609.88
9202502834	SPANNAGEL, AMANDA	A	12/19/2025	2,933.69
9202502835	STACEY, ALECIA	A	12/19/2025	2,285.81
9202502836	STOWERS, SARAH	A	12/19/2025	3,026.25
9202502837	STUTZ, PATRICIA M	A	12/19/2025	104.45
9202502838	SULSER, TIFFANY B	A	12/19/2025	3,242.27
9202502839	TRAINOR, ADRIENNE L	A	12/19/2025	2,569.82
9202502840	TRETTER, ASHLEY	A	12/19/2025	330.61

December 2025 Supplemental Payroll Checks Issued

Check Number	Name on Check	Statement Date	Cash Post Date	Amount
9202502841	WALKER, RANI R	A	12/19/2025	2,732.34
9202502842	WATSON, CARRIE L	A	12/19/2025	2,934.61
9202502843	WATSON, KIM L	A	12/19/2025	3,375.04
9202502844	WEBB, HEATHER	A	12/19/2025	2,934.05
9202502845	WILLIAMSON, CHARLES L	A	12/19/2025	4,053.05
9202502846	AKES, AMBER	A	12/19/2025	2,639.76
9202502847	BAKER, ELIJAH J	A	12/19/2025	2,761.14
9202502848	BARGER, TINA	A	12/19/2025	2,898.03
9202502849	BARRINGTON, JUSTIN P	A	12/19/2025	2,782.71
9202502850	BAYER, ABIGAIL	A	12/19/2025	1,966.09
9202502851	BLUMENSTOCK, JAYLYNN	A	12/19/2025	1,943.79
9202502852	BOLLEY, MONICA J	A	12/19/2025	2,641.13
9202502853	CAMERON, MARTY J	A	12/19/2025	2,921.44
9202502854	CORLEY, EMILY A	A	12/19/2025	2,433.99
9202502855	DANIELS, IVANNIA	A	12/19/2025	2,392.96
9202502856	DAVIS, JAMES A	A	12/19/2025	417.79
9202502857	DODDS, JAMIE R	A	12/19/2025	3,083.79
9202502858	DRAKE, JAMIE	A	12/19/2025	397.23
9202502859	DUNDERDALE, HOLLY R	A	12/19/2025	3,109.94
9202502860	DUNNING, JASON E	A	12/19/2025	3,433.55
9202502861	EDWARDS, BRIANNA	A	12/19/2025	417.79
9202502862	ELLIS, EDWARD	A	12/19/2025	2,962.95
9202502863	FARNER, GABRIELE L	A	12/19/2025	2,281.95
9202502864	FOSSE, PEYTON	A	12/19/2025	2,119.44
9202502865	FOX, BRANDI	A	12/19/2025	646.08
9202502866	GATES, AMANDA	A	12/19/2025	1,919.24
9202502867	GEIGER, KYLE	A	12/19/2025	2,612.25
9202502868	GILLESPIE, GUS	A	12/19/2025	3,152.11
9202502869	GILLESPIE, JANNA	A	12/19/2025	3,574.69
9202502870	GIMMY, SCOTT J	A	12/19/2025	1,863.08
9202502871	GOODISKY, J RYAN	A	12/19/2025	3,549.17
9202502872	GORDON, SARA	A	12/19/2025	2,477.74
9202502873	GRACE, AMY M	A	12/19/2025	145.02
9202502874	GRIFFIN, ERIK	A	12/19/2025	755.27
9202502875	GRIFFITH, JENNA M	A	12/19/2025	2,601.18
9202502876	GRINNELL, KALEY N	A	12/19/2025	1,366.26
9202502877	HALE, MEGAN	A	12/19/2025	2,354.66
9202502878	HARRIS, MELINDA	A	12/19/2025	1,067.49
9202502879	HAYNES, CHRISTY W	A	12/19/2025	2,655.32
9202502880	HEBERT, LORA L	A	12/19/2025	728.27
9202502881	HERBST, JENNA E	A	12/19/2025	2,344.67
9202502882	HILL, TREBOR	A	12/19/2025	2,983.35
9202502883	HOLLIDAY, JACOB	A	12/19/2025	428.04
9202502884	HOMOYA, TIFFANY L	A	12/19/2025	1,012.41
9202502885	HORN, MICHAEL W	A	12/19/2025	479.76

December 2025 Supplemental Payroll Checks Issued

Check Number	Name on Check	Statement Date	Cash Post Date	Amount
9202502886	HOUSTON, ANFERNEE D	A	12/19/2025	1,305.84
9202502887	HUDGENS, DEANNA	A	12/19/2025	2,615.24
9202502888	JAMES, LESTER E	A	12/19/2025	2,288.66
9202502889	KASSIM, LEILA	A	12/19/2025	2,078.09
9202502890	KENT, REBBECA L	A	12/19/2025	138.52
9202502891	KIRBY, JOEL	A	12/19/2025	2,512.79
9202502892	KISSING, AMY G	A	12/19/2025	2,287.01
9202502893	LAUNIUS, LUCAS F	A	12/19/2025	2,776.80
9202502894	LINDSEY, DARREN BART	A	12/19/2025	590.39
9202502895	MATHEWS, TONYA	A	12/19/2025	223.04
9202502896	MILLER, KIMBERLY S	A	12/19/2025	2,348.01
9202502897	MISNER, TOBY J	A	12/19/2025	3,099.32
9202502898	MITCHELL, GENE A	A	12/19/2025	2,684.29
9202502899	MURRAH, JASMINE K	A	12/19/2025	154.58
9202502900	NEAL, JOY A	A	12/19/2025	2,323.66
9202502901	NEAL, SIMONE R	A	12/19/2025	3,325.18
9202502902	OLDHAM, STEPHANIE	A	12/19/2025	3,150.26
9202502903	PARKS, BRYCE	A	12/19/2025	2,378.19
9202502904	PATTERSON, ALYSSA	A	12/19/2025	1,792.63
9202502905	PAULS, CODY D	A	12/19/2025	2,443.63
9202502906	PLOTT, OLIVIA	A	12/19/2025	2,088.93
9202502907	PRITCHARD, MARY JO	A	12/19/2025	3,504.47
9202502908	PULLEY, HEATHER	A	12/19/2025	3,474.91
9202502909	RATLIFF, DEBRA L	A	12/19/2025	1,565.24
9202502910	RICE, JACOB	A	12/19/2025	2,051.58
9202502911	RICHART, KELLY E	A	12/19/2025	2,922.10
9202502912	SALERNO, MAKANE	A	12/19/2025	2,877.13
9202502913	SANDERS, HEATHER	A	12/19/2025	2,253.26
9202502914	SANDERS, LAURA M	A	12/19/2025	3,010.32
9202502915	SCHNAUDIGEL, COLE D	A	12/19/2025	1,761.69
9202502916	SCHULMEISTER, DEAN	A	12/19/2025	3,196.95
9202502917	SIEFERT-PEARCE, CATHERINE	A	12/19/2025	2,567.61
9202502918	SINKS, BART T	A	12/19/2025	3,227.44
9202502919	SPILLAN, JAYNA	A	12/19/2025	2,415.96
9202502920	STEPHENS, ANTHONY B	A	12/19/2025	2,730.83
9202502921	STUCK, KOLBIE L	A	12/19/2025	1,304.27
9202502922	TARLTON, JEFFREY L	A	12/19/2025	3,158.48
9202502923	TATE, LOLA MICHELE	A	12/19/2025	2,494.22
9202502924	TATE, MEGAN	A	12/19/2025	2,379.65
9202502925	TEAL, DAVID JOSIAH	A	12/19/2025	1,953.26
9202502926	TOMAS, STACEY R	A	12/19/2025	405.40
9202502927	TONAZZI, LORI L	A	12/19/2025	2,877.41
9202502928	TRAVELSTEAD, NIKKI L	A	12/19/2025	2,863.51
9202502929	TURNER, EMILIE G	A	12/19/2025	2,281.64
9202502930	TURNER, JENNIFER R	A	12/19/2025	2,264.38

December 2025 Supplemental Payroll Checks Issued

Check Number	Name on Check	Statement Date	Cash Post Date	Amount
9202502931	VINE, CONNOR	A	12/19/2025	267.64
9202502932	WALLACE, MARK A	A	12/19/2025	3,272.04
9202502933	WARE, EDWARD	A	12/19/2025	499.76
9202502934	WARNER, BAILEY	A	12/19/2025	72.66
9202502935	WILLIAMS, JOSEPH R	A	12/19/2025	3,938.45
9202502936	WILLIS, BRITTANY	A	12/19/2025	2,430.79
9202502937	WILLMORE, LAUREN B	A	12/19/2025	2,630.00
9202502938	WOFFORD, KENDRA K	A	12/19/2025	2,324.38
9202502939	WOLFE, LISA L	A	12/19/2025	2,352.46
9202502940	YOUNG, GRAHAM	A	12/19/2025	2,298.22
9202502941	ADKINS, ELIJAH	A	12/19/2025	324.47
9202502942	ANTONINI, GLENN E	A	12/19/2025	923.42
9202502943	AVILES, JONATHAN	A	12/19/2025	393.29
9202502944	BASLER, DEBRA S	A	12/19/2025	598.48
9202502945	DERCHY, REBECCA	A	12/19/2025	1,287.71
9202502946	DUNNING, DADE	A	12/19/2025	485.07
9202502947	FETCHO, AMANDA	A	12/19/2025	93.44
9202502948	GARRETT, DRAKE T	A	12/19/2025	39.33
9202502949	GIRTMAN, MARIAH	A	12/19/2025	1,160.00
9202502950	GRIFFITH, MORGAN S	A	12/19/2025	62.33
9202502951	GWALTNEY, TRAVIS	A	12/19/2025	1,264.64
9202502952	HASEKER, IAN	A	12/19/2025	393.29
9202502953	HINES, JESSE	A	12/19/2025	961.40
9202502954	HOOVER, TOBAN A	A	12/19/2025	453.68
9202502955	JAMES, JOHN	A	12/19/2025	1,311.56
9202502956	KING, NATALIE J	A	12/19/2025	722.41
9202502957	KING, TERESA	A	12/19/2025	703.25
9202502958	LUCAS, JOHN	A	12/19/2025	982.68
9202502959	NORRIS, NOLEN	A	12/19/2025	810.42
9202502960	PARKS, DEBORAH	A	12/19/2025	1,168.78
9202502961	RIGGS, BILLY JOE	A	12/19/2025	1,022.76
9202502962	SOMMER, LARISSA L	A	12/19/2025	382.09
9202502963	TRASK, JEROLD	A	12/19/2025	1,414.12
9202502964	TUCKER, MAKAYLA	A	12/19/2025	653.89
9202502965	WALKER, TIFFANY D	A	12/19/2025	812.17
9202502966	WESTBERRY, WHITNEY	A	12/19/2025	772.56
9202502967	WROLSON, CHRISTIAN	A	12/19/2025	1,081.13
9202502968	BANKS, HAILEY P	A	12/19/2025	1,002.99
9202502969	GOOCH, LORETTA A	A	12/19/2025	373.63
9202502970	ATWOOD, WILLIAM	A	12/19/2025	1,543.89
9202502971	FOSTER, TIMOTHY B	A	12/19/2025	2,038.59
9202502972	JEAN, JASON	A	12/19/2025	1,760.94
9202502973	MCGEE, CHRIS	A	12/19/2025	1,468.12
9202502974	MELVIN, JERIME	A	12/19/2025	1,375.90
9202502975	MISKELLEY, TROY LEE	A	12/19/2025	1,419.11

December 2025 Supplemental Payroll Checks Issued

Check Number	Name on Check	Statement Date	Cash Post Date	Amount
9202502976	NORRIS, DAVID L	A	12/19/2025	1,667.74
9202502977	BRAMLET, MARISSA	A	12/19/2025	965.05
9202502978	HARDING, ANGEL	A	12/19/2025	846.11
9202502979	MARTIN, CHLOE A	A	12/19/2025	1,105.67
9202502980	PRICE, SHERRIE A	A	12/19/2025	1,317.37
9202502981	RESCZENSKI, JULIA A	A	12/19/2025	602.29
9202502982	ROBERTSON, RACHEL	A	12/19/2025	475.52
9202502983	SULLIVAN, DEREK S	A	12/19/2025	353.97
9202502984	WALLACE, ANDREA M	A	12/19/2025	49.16
9202502985	WALLACE, CLAIRE E	A	12/19/2025	155.83
9202502986	WALLACE, YESENIA	A	12/19/2025	611.98
9202502987	WILKINS, JANET A	A	12/19/2025	1,072.30
9202502988	ALDRIDGE, BRENDA K	A	12/19/2025	1,176.28
9202502989	BABINGTON, AMANDA	A	12/19/2025	713.72
9202502990	DUNN, KACI	A	12/19/2025	384.42
9202502991	MONTGOMERY, PAMELA	A	12/19/2025	617.54
9202502992	PICKLES, AIDEN	A	12/19/2025	494.90
9202502993	ROSS, ROBERT E	A	12/19/2025	1,156.84
9202502994	STEARNS, MARYLYN SUE	A	12/19/2025	1,241.62
9202502995	TANNER, AMANDA	A	12/19/2025	939.52
9202502996	TOLER, JENNY	A	12/19/2025	974.29
9202502997	WARREN, BRIAN L	A	12/19/2025	1,185.94
9202502998	BAILEY, COURTNEY	A	12/19/2025	304.76
9202502999	BUCKINGHAM, ELIZABETH	A	12/19/2025	2,007.53
9202503000	BUCKINGHAM, HAILEY	A	12/19/2025	1,646.22
9202503001	COOK, CHELSYE	A	12/19/2025	907.37
9202503002	DIAL, LAURA	A	12/19/2025	1,168.52
9202503003	FRITZ, ELIZABETH	A	12/19/2025	909.39
9202503004	GADE, COREEN	A	12/19/2025	1,125.42
9202503005	HARTWELL, MAGGIE	A	12/19/2025	416.24
9202503006	HAVENER, MARCELLA	A	12/19/2025	925.53
9202503007	HICKEY, GARY WAYNE	A	12/19/2025	376.24
9202503008	HOFFARD, HOPE M	A	12/19/2025	706.31
9202503009	MALROY, TERESA	A	12/19/2025	994.07
9202503010	MITCHELL, JUSTIN	A	12/19/2025	1,513.53
9202503011	MUNISAMY, SARASWATHY	A	12/19/2025	450.22
9202503012	NORRIS, LONNIA R	A	12/19/2025	1,023.43
9202503013	SALVETTI, CHANDRA	A	12/19/2025	1,667.55
9202503014	WALTERS, TAMMY L	A	12/19/2025	552.26
9202503015	WEST, MELISSA	A	12/19/2025	963.61
9202503016	WILSON, CINDI	A	12/19/2025	500.71
9202503017	WOODSUM, TONYA L	A	12/19/2025	863.07
9202503018	BELL, DION L	A	12/19/2025	189.97
9202503019	BRASEL, MELINDA S	A	12/19/2025	1,265.38
9202503020	FREY, KATHY L	A	12/19/2025	1,327.71

December 2025 Supplemental Payroll Checks Issued

Check Number	Name on Check	Statement Date	Cash Post Date	Amount
9202503021	GILE, EMILY	A	12/19/2025	542.32
9202503022	GRIMES, SCOTT	A	12/19/2025	1,358.93
9202503023	LEWIS, EMMA	A	12/19/2025	117.99
9202503024	MESSAMORE, CYNTHIA	A	12/19/2025	912.67
9202503025	MORSE, KENYA L	A	12/19/2025	1,605.79
9202503026	PARKER, MELISSA	A	12/19/2025	1,139.98
9202503027	ROWATT, MCCAYLA M	A	12/19/2025	475.24
9202503028	TREECE, KELLIE A	A	12/19/2025	1,101.71
9202503029	WEEKS, ALEXANDRA	A	12/19/2025	1,213.49
9202503030	WILSON, CAYDEN J	A	12/19/2025	127.82
9202503031	WOODS, REAGAN	A	12/19/2025	837.89
9202503032	YOST, DEBBIE K	A	12/19/2025	850.12
9202503033	BALTZELL, GERALD	A	12/19/2025	1,207.65
9202503034	BECKEMEYER, KAREN	A	12/19/2025	290.90
9202503035	BYERS, BETTY JO	A	12/19/2025	1,143.30
9202503036	CROSSON, GARY L	A	12/19/2025	666.70
9202503037	DEATON, HELEN	A	12/19/2025	1,453.45
9202503038	GWALTNEY, JERRID J	A	12/19/2025	1,632.28
9202503039	KAMINSKI, DEBRA L	A	12/19/2025	1,130.45
9202503040	LACHIANA, CHRISTOPHER B	A	12/19/2025	314.64
9202503041	LAROCCO, DARLENE	A	12/19/2025	535.73
9202503042	LEONARD, JETT	A	12/19/2025	1,221.35
9202503043	NEWTON, SHERESE D	A	12/19/2025	305.58
9202503044	RODGERS, AMANDA	A	12/19/2025	1,320.60
9202503045	TESSONE, AMANDA	A	12/19/2025	942.92
9202503046	TRUE, WILL P	A	12/19/2025	426.07
9202503047	VENABLE, MARK S	A	12/19/2025	840.37
9202503048	WAGNER, ALEXANDER G	A	12/19/2025	1,113.67
9202503049	WEAVER, ALLISON	A	12/19/2025	806.42
9202503050	ADKINS, SAMUEL	A	12/19/2025	422.80
9202503051	BRIGHT, AMY L	A	12/19/2025	1,101.95
9202503052	BRUSH, JAMIE C	A	12/19/2025	1,313.50
9202503053	CHMIEL, KRISTA	A	12/19/2025	370.55
9202503054	COCHRUM, MIRA	A	12/19/2025	1,461.82
9202503055	DENA, SARAH	A	12/19/2025	1,133.91
9202503056	LINDSEY, JANIT	A	12/19/2025	1,248.97
9202503057	SLOAN, MARY A	A	12/19/2025	1,074.95
9202503058	STUTZ, PATRICIA M	A	12/19/2025	1,192.27
9202503059	TOLEDO ZAVALA, SURI ARELY	A	12/19/2025	1,268.62
9202503060	TORRES, ANGELIQUE	A	12/19/2025	1,255.02
9202503061	VOYLES, GREGORY A	A	12/19/2025	1,202.85
9202503062	BAWKER, STEPHANIE	A	12/19/2025	763.71
9202503063	BOZARTH, CHARLOTTE	A	12/19/2025	1,331.35
9202503064	BOZARTH, JOHN	A	12/19/2025	1,312.74
9202503065	BUTLER, JANET	A	12/19/2025	121.46

December 2025 Supplemental Payroll Checks Issued

Check Number	Name on Check	Statement Date	Cash Post Date	Amount
9202503066	DAVIS, JAMES A	A	12/19/2025	1,522.47
9202503067	DOAN, TAI	A	12/19/2025	367.08
9202503068	DUNNING, JULIE	A	12/19/2025	828.39
9202503069	EDWARDS, BRIANNA	A	12/19/2025	1,195.47
9202503070	EDWARDS, DUSTIN A	A	12/19/2025	209.76
9202503071	FARRIS, CLARENCE E	A	12/19/2025	328.52
9202503072	GILL, SCOTT	A	12/19/2025	1,122.55
9202503073	HOLMAN, DONALD	A	12/19/2025	1,063.08
9202503074	JAMES, CHARLES T	A	12/19/2025	1,628.22
9202503075	LEONARD, PAIGE	A	12/19/2025	1,263.46
9202503076	MOORE-JONES, AVEUN	A	12/19/2025	1,191.03
9202503077	PARKS, BRYCE A	A	12/19/2025	1,079.32
9202503078	PEMISTER, DIANE	A	12/19/2025	1,946.28
9202503079	POWERS, MARY	A	12/19/2025	853.26
9202503080	SHADOWENS, DIANA	A	12/19/2025	669.12
9202503081	SIMMONS, REBECCA J	A	12/19/2025	1,081.81
9202503082	SIMMONS, RITA DIANE	A	12/19/2025	1,065.34
9202503083	WALKER, SHELLEY J	A	12/19/2025	1,815.80
9202503084	WARE, EDWARD	A	12/19/2025	964.95
9202503085	WATSON, DEXTER	A	12/19/2025	1,296.76
9202503086	WILSON, TIM H	A	12/19/2025	1,284.95
9202503087	WINTERS, BLAKE	A	12/19/2025	340.17
9202503088	WOLFE, KAYLIN E	A	12/19/2025	429.35
9202503089	MARION CUSD #2 HEALTH PLN	A	12/19/2025	194,605.31
9202503090	MARION DENTAL & VISION	A	12/19/2025	6,627.66

January 2026 Checks Issued

Check Number	Name on Check	Statement Date	Cash Post Date	Amount
076398	CARTERVILLE WINAIR CO	V	01/15/2026	-852.29
076500	PONDER SERVICES, INC	V	01/15/2026	-4,250.00
076509	ACL/NJCL NATIONAL LATIN EXAM, UNIV OF MARYLAND	R	01/09/2026	457.00
076509	ACL/NJCL NATIONAL LATIN EXAM, UNIV OF MARYLAND	V	01/09/2026	-457.00
076510	BYASSEE KEYBOARD CO	R	01/09/2026	299.99
076510	BYASSEE KEYBOARD CO	V	01/09/2026	-299.99
076511	IDTA - DECATUR	R	01/09/2026	300.00
076511	IDTA - DECATUR	V	01/09/2026	-300.00
076512	ILMEA	R	01/09/2026	120.00
076513	MELISES BOUTIQUE	R	01/09/2026	137.00
076514	MTI	R	01/09/2026	6,440.00
076515	ACL/NJCL NATIONAL LATIN EXAM, UNIV OF MARYLAND	R	01/09/2026	457.00
076516	BYASSEE KEYBOARD CO	R	01/09/2026	299.99
076517	IDTA - DECATUR	R	01/09/2026	300.00
076518	MARION CHAMBER COMMERCE	R	01/09/2026	650.00
076519	AC SYSTEMS, INC	R	01/20/2026	4,461.00
076520	ACE HARDWARE	R	01/20/2026	54.37
076521	AIRGAS USA, LLC	R	01/20/2026	2,171.17
076522	ALL-ILLINOIS JUNIOR BAND	R	01/20/2026	36.00
076523	AMEREN ILLINOIS	R	01/20/2026	7,724.54
076524	ASSOCIATED CONTROLS INC	R	01/20/2026	1,346.07
076525	AUTOMOTIVE SHOP EQUIPMENT	R	01/20/2026	1,168.97
076526	BIMBO BAKERIES USA	R	01/20/2026	4,313.77
076527	BLICK ART MATERIALS	R	01/20/2026	44.50
076528	BOB STOTLAR BUILDING CENTER	R	01/20/2026	50.69
076529	BOOKPAL	R	01/20/2026	279.50
076530	PARKER BRADSHAW	R	01/20/2026	250.00
076531	BSN SPORTS INC	R	01/20/2026	8,161.40
076532	BUILDING SERVICES SUPPLY INC.	R	01/20/2026	890.20
076533	BYASSEE MUSIC AND SOUND	R	01/20/2026	6,000.00
076534	CARTERVILLE WINAIR CO	R	01/20/2026	42.74
076535	CARTERVILLE WINLECTRIC	R	01/20/2026	470.00
076536	CAVCO PRINTERS	R	01/20/2026	1,719.30
076537	CDS OFFICE TECHNOLOGIES	R	01/20/2026	900.00
076538	CEDARHURST CENTER FOR ART	R	01/20/2026	1,124.00
076539	CITY OF CREAL SPRINGS	R	01/20/2026	765.04
076540	CITY OF MARION	R	01/20/2026	33,227.79
076541	CLENDENIN SERVICES	R	01/20/2026	11,500.00
076542	CRESCENT PARTS & EQUIP	R	01/20/2026	948.52
076543	CUSUMANO & SONS INC	R	01/20/2026	2,911.75
076544	EDCLUB INC.	R	01/20/2026	219.80
076545	ENTERPRISE	R	01/20/2026	337.70

January 2026 Checks Issued

Check Number	Name on Check	Statement Date	Cash Post Date	Amount
076546	ENTERPRISE LEASING CO OF STL	R	01/20/2026	1,085.95
076547	EQUIFAX WORKFORCE SOLUTIONS	R	01/20/2026	90.00
076548	FIRM SYSTEMS	R	01/20/2026	495.00
076549	PEYTON FOSSE	R	01/20/2026	27.09
076550	FOWLER HEATING & COOLING	R	01/20/2026	216.55
076551	FP MAILING SOLUTIONS	R	01/20/2026	94.00
076552	ANDREA FRANCIS	R	01/20/2026	783.32
076553	FRONTIER	R	01/20/2026	2,285.72
076554	GEISSLER ROOFING CO, INC	R	01/20/2026	33,358.50
076555	HALLS SERVICE LLC A/R	R	01/20/2026	205.00
076556	HD SUPPLY	R	01/20/2026	4,362.30
076557	HILL PRINTING	R	01/20/2026	531.00
076558	HSG MECHANICAL CONTRACTOR	R	01/20/2026	41,127.72
076559	ILLINOIS SCHOOL FOR THE DEAF	R	01/20/2026	4,600.53
076560	J & S EXCAVATING, INC.	R	01/20/2026	3,882.00
076561	JOHN A LOGAN COLLEGE	R	01/20/2026	4,875.00
076562	JENNA JOHNSON	R	01/20/2026	94.50
076563	JUNIOR LIBRARY GUILD	R	01/20/2026	654.00
076564	JW PEPPER	R	01/20/2026	486.99
076565	KEITH MARTIN, INC	R	01/20/2026	9,134.00
076566	KOHL WHOLESALE, N. KOHL GROCER	R	01/20/2026	26,707.69
076567	KROGER - LOUISVILLE CUSTO	R	01/20/2026	702.47
076568	KROGER - LOUISVILLE CUSTOMER CHARGE	R	01/20/2026	82.19
076569	LIBRARIA	R	01/20/2026	1,115.74
076570	LITTLE TRACTOR & EQUIPMENT	R	01/20/2026	309.14
076571	MAIER'S TIDY BOWL	R	01/20/2026	95.00
076572	MENARDS	R	01/20/2026	4,167.85
076573	MHS ATHLETIC ACTIVITY ACCOUNT	R	01/20/2026	1,382.00
076574	MHS FFA	R	01/20/2026	102.56
076575	MONROE CLEANERS	R	01/20/2026	20.60
076576	NASCO	R	01/20/2026	184.43
076577	PERMA-BOUND	R	01/20/2026	408.81
076578	PIVOT ENERGY	R	01/20/2026	822.60
076579	PRAIRIE FARMS DAIRY INC	R	01/20/2026	17,644.48
076580	PROTEK FIBER	R	01/20/2026	13,600.00
076581	RJI SALES	R	01/20/2026	27,126.00
076582	ROCHESTER 100, INC	R	01/20/2026	574.50
076583	ROE #21	R	01/20/2026	6,440.00
076584	S&S WORLDWIDE	R	01/20/2026	56.24
076585	SKYWARD ACCOUNTING DEPT	R	01/20/2026	250.00
076586	SOUTHERN ILLINOIS PIPING CONTRACTORS LLC	R	01/20/2026	55,157.12
076587	SOUTHERN ILLINOIS WASTE CONTAINER LLC	R	01/20/2026	850.00
076588	STATE ELECTRIC SUPPLY CO	R	01/20/2026	180.83
076589	T HAM SIGN LLC	R	01/20/2026	1,158.12

January 2026 Checks Issued

Check Number	Name on Check	Statement Date	Cash Post Date	Amount
076590	TERMINIX	R	01/20/2026	1,026.16
076591	THE INK SPOT	R	01/20/2026	778.00
076592	TREMCO	R	01/20/2026	1,009.68
076593	ULINE	R	01/20/2026	983.30
076594	US TICKET	R	01/20/2026	116.93
076595	WINSUPPLY	R	01/20/2026	819.41
202500154	CITY OF MARION WATER DEPT	W	01/20/2026	6,022.57
202500155	LAKE OF EGYPT WATER DIST	W	01/20/2026	240.95
202500156	NORTHBRIDGE PROFESSIONAL TECHNOLOGIES	W	01/20/2026	6,274.37
202500157	SOUTHEASTERN ILLINOIS ELECTRIC COOPERATIVE	W	01/20/2026	10,501.00
202500158	US BANK EQUIPMENT FINANCE	W	01/20/2026	7,531.19
9252601981	ADAMS ATHLETIC IMPREST	A	01/20/2026	669.86
9252601982	AMBER AKES	A	01/20/2026	596.40
9252601983	AMAZON.COM	A	01/20/2026	3,633.02
9252601984	BOUND TO STAY BOUND	A	01/20/2026	1,256.21
9252601985	CAPE ELECTRICAL SUPPLY, LLC	A	01/20/2026	134.47
9252601986	CONNIE L DAHMER	A	01/20/2026	277.20
9252601987	HOMEFIELD ENERGY, IL POWER MARKET	A	01/20/2026	77,614.50
9252601988	ILL CENTRAL SCHOOL BUS	A	01/20/2026	250,134.60
9252601989	J W PEPPER	A	01/20/2026	160.99
9252601990	JW PEPPER & SONS, INC	A	01/20/2026	101.24
9252601991	JW PEPPER & SONS, INC	A	01/20/2026	84.99
9252601992	JW PEPPER & SONS, INC	A	01/20/2026	64.00
9252601993	JW PEPPER & SONS, INC	A	01/20/2026	88.20
9252601994	JW PEPPER & SONS, INC	A	01/20/2026	368.97
9252601995	JW PEPPER & SONS, INC	A	01/20/2026	53.79
9252601996	JW PEPPER & SONS, INC	A	01/20/2026	179.50
9252601997	MANSFIELD POWER AND GAS LLC	A	01/20/2026	10,870.11
9252601998	JILL E MORTHLAND	A	01/20/2026	80.01
9252601999	RESERVE ACCOUNT	A	01/20/2026	350.00
9252602000	SUMMIT FINANCIAL RESOURCES, L.P., LANTER DISTRIBU	A	01/20/2026	1,260.27
9252602001	WILLIAMSON COUNTY ED SERV	A	01/20/2026	546,751.98
Grand Totals: 118 Total Checks				

January 2026 Payroll Checks Issued

Check Number	Name on Check	Statement Date	Cash Post Date	Amount
010068	ATLANTIC AMERICAN EMPLOYEE BENEFITS	R	01/09/2026	1,577.85
010069	CONNECTICUT-CCSPC, 0900003	R	01/09/2026	108.63
010070	ILL STATE DISB UNIT	R	01/09/2026	689.34
010071	KIDS FOUNDATION	R	01/09/2026	49.00
010072	LABORERS' LOCAL 773	R	01/09/2026	399.50
010073	LABORERS' LOCAL 773 FOOD SERVICE	R	01/09/2026	320.04
010074	LOCAL 773, SECRETARIES	R	01/09/2026	264.00
010075	MARION EDUCATION ASSOC	R	01/09/2026	12,090.69
010076	MARION UNIT 2 FOUNDATION	R	01/09/2026	62.00
010077	NIKKI TRAVELSTEAD2011D190	R	01/09/2026	250.00
010078	SIU CREDIT UNION	R	01/09/2026	150.00
010079	BALTZELL, GERALD	R	01/15/2026	313.34
010079	BALTZELL, GERALD	V	01/15/2026	-313.34
010080	BALTZELL, GERALD	R	01/15/2026	313.34
120250062	AFLAC - GROUP POLICY	W	01/09/2026	1,945.79
120250063	COMMON REMITTER	W	01/09/2026	7,928.06
120250064	ILLINOIS DEPT OF REVENUE	W	01/09/2026	45,694.50
120250065	ILLINOIS MUNICIPAL	W	01/09/2026	20,789.35
120250066	INTERNAL REVENUE SERVICE	W	01/09/2026	133,587.41
120250067	TEACHER HEALTH INS SECURT	W	01/09/2026	14,683.24
120250068	TEACHERS RET0058	W	01/09/2026	5,429.66
120250069	TEACHERS RETIREMENT	W	01/09/2026	84,169.34
120250070	TEACHERS' RETIREMT SYS 10	W	01/09/2026	3,947.74
120250071	TRS SSP	W	01/09/2026	2,879.34
9202503091	AUD, KRISTA L	A	01/09/2026	1,910.30
9202503092	BEERS, JAEDYN	A	01/09/2026	562.29
9202503093	CRABTREE, JESSIE	A	01/09/2026	421.83
9202503094	FEAR, KELLY	A	01/09/2026	2,278.23
9202503095	HOFFMAN, TAYLOR	A	01/09/2026	253.47
9202503096	ISBELL, CHLOE	A	01/09/2026	186.10
9202503097	JOHNSON, JENNA	A	01/09/2026	943.70
9202503098	MCGUIRE, LAURYN	A	01/09/2026	1,158.21
9202503099	NAVE, LAYTON	A	01/09/2026	539.78
9202503100	SEGERS, AIDEN	A	01/09/2026	1,909.99
9202503101	STANLEY, BRANDI L	A	01/09/2026	1,188.07
9202503102	TANNER, GRACEE A	A	01/09/2026	896.08
9202503103	WILLIAMS, DEREK	A	01/09/2026	623.83
9202503104	BOSWELL, SOPHIA	A	01/09/2026	1,911.67
9202503105	DUGGER, TIA R	A	01/09/2026	848.66
9202503106	DIXON, AARON M	A	01/09/2026	2,556.04
9202503107	GARRETT, RACHEL Y	A	01/09/2026	494.24
9202503108	MARLER, ANGELA R	A	01/09/2026	1,535.01
9202503109	MARTIN, DEREK W	A	01/09/2026	1,590.06
9202503110	MAYFIELD, MICHAEL J	A	01/09/2026	1,887.41
9202503111	MENESE, MICHAEL	A	01/09/2026	1,678.08

January 2026 Payroll Checks Issued

Check Number	Name on Check	Statement Date	Cash Post Date	Amount
9202503112	MOSS, REBECCA J	A	01/09/2026	3,799.38
9202503113	RUSSELL, JENNIFER	A	01/09/2026	1,497.28
9202503114	SANDERS, SUSAN R	A	01/09/2026	831.09
9202503115	SMITH, LOLA	A	01/09/2026	1,788.47
9202503116	SPENCER, MARTIN N	A	01/09/2026	998.05
9202503117	STANLEY, JERRY A	A	01/09/2026	2,636.08
9202503118	WALSTON, DANIELLE A	A	01/09/2026	2,068.92
9202503119	WATSON, KIMBERLY K	A	01/09/2026	2,402.43
9202503120	WATTS, LINDSAY K	A	01/09/2026	4,069.53
9202503121	WOODS, RHONDA	A	01/09/2026	2,157.91
9202503122	ADKINS, MARK S	A	01/09/2026	3,051.17
9202503123	ALLEN, COLTON	A	01/09/2026	2,105.34
9202503124	ALLEN, SARAH	A	01/09/2026	2,111.23
9202503125	ANDERSON, BRITTNEY L	A	01/09/2026	2,164.89
9202503126	BAKER, MEGAN	A	01/09/2026	617.68
9202503127	BAKER, SARA J	A	01/09/2026	2,538.68
9202503128	BLUMENSTOCK, HEATH	A	01/09/2026	2,960.18
9202503129	BUCHANAN, AMY J	A	01/09/2026	3,112.91
9202503130	BURNS, KIM R	A	01/09/2026	2,944.31
9202503131	COLBOTH, MICAH A	A	01/09/2026	2,236.96
9202503132	DAHMER, CONNIE L	A	01/09/2026	965.59
9202503133	EVANS, KAYLEE	A	01/09/2026	1,827.93
9202503134	GRANT, TERESA	A	01/09/2026	2,808.02
9202503135	HENSHAW, SHAY C	A	01/09/2026	2,723.98
9202503136	JOHNSON, RICK	A	01/09/2026	712.95
9202503137	LOUCKS, HASSI L	A	01/09/2026	3,056.48
9202503138	LUNDGREN, MELISSA K	A	01/09/2026	2,203.53
9202503139	POGGENDORF, STEPHEN	A	01/09/2026	2,550.06
9202503140	ROBERTSON, DEMITA J	A	01/09/2026	3,143.75
9202503141	ROPER, REID	A	01/09/2026	2,477.37
9202503142	SIMMERMAN, KELLY B	A	01/09/2026	2,771.10
9202503143	STEARNS, DANA R	A	01/09/2026	2,849.02
9202503144	STIEG, SHELDON A	A	01/09/2026	2,350.19
9202503145	VANHORN, MARGARET	A	01/09/2026	2,702.89
9202503146	WALLACE, YESENIA	A	01/09/2026	470.37
9202503147	WILSON, AMY	A	01/09/2026	1,882.22
9202503148	ACKERMANN, COURTNEY	A	01/09/2026	2,209.21
9202503149	ALLEN, NICOLE	A	01/09/2026	1,853.82
9202503150	BEERS, KERRIE JO	A	01/09/2026	2,569.96
9202503151	BLUMENSTOCK, ANGELA	A	01/09/2026	2,438.23
9202503152	BOWLES, JAELA	A	01/09/2026	1,020.34
9202503153	CHELIN, AIME N	A	01/09/2026	2,941.65
9202503154	CORZINE, JESSICA	A	01/09/2026	3,070.89
9202503155	GOOCH, RYLEY	A	01/09/2026	2,009.00
9202503156	MAZE, ASHLEIGH	A	01/09/2026	2,886.40

January 2026 Payroll Checks Issued

Check Number	Name on Check	Statement Date	Cash Post Date	Amount
9202503157	MCCARTY, CYNTHIA	A	01/09/2026	2,857.35
9202503158	MENCKOWSKI, KRISTINA	A	01/09/2026	2,673.23
9202503159	MITACEK, ELIZABETH	A	01/09/2026	2,645.97
9202503160	MOORE, MELISSA A	A	01/09/2026	2,709.72
9202503161	MOTSINGER, MARY DIBBLE	A	01/09/2026	2,568.56
9202503162	NGUYEN, STEPHANIE	A	01/09/2026	918.85
9202503163	ODUM, HALEY A	A	01/09/2026	1,862.79
9202503164	ODUM, LISA A	A	01/09/2026	3,059.39
9202503165	OWENS, TERRILL TANNER	A	01/09/2026	2,128.62
9202503166	PICKLES, ALICIA	A	01/09/2026	790.66
9202503167	ROHRER, KELSEY A	A	01/09/2026	2,292.92
9202503168	SMITH, BRITTANY	A	01/09/2026	1,972.68
9202503169	TRAVIS, AMY N	A	01/09/2026	2,229.87
9202503170	ADDISON, AMBER	A	01/09/2026	824.62
9202503171	ALLARDYCE, KRISTY L	A	01/09/2026	2,621.21
9202503172	BASLER, THANAKA L	A	01/09/2026	2,394.49
9202503173	BROWN, DAWN M	A	01/09/2026	2,746.98
9202503174	BUNDREN, MELISSA F	A	01/09/2026	2,788.01
9202503175	BUSHUE, CORY D	A	01/09/2026	2,470.32
9202503176	CHESTOSKY, JENNIFER STARR	A	01/09/2026	2,417.60
9202503177	CROSSON, JARROD B	A	01/09/2026	2,667.20
9202503178	DAVIS, MELANIE M	A	01/09/2026	2,542.63
9202503179	FARTHING, ASHLEY	A	01/09/2026	2,193.93
9202503180	FRANCIS, SARAH J	A	01/09/2026	2,555.94
9202503181	FRANKEL, KIMBERLY J	A	01/09/2026	2,060.97
9202503182	HARRIS, ANDREA	A	01/09/2026	2,795.01
9202503183	HOWELL, MALEA L	A	01/09/2026	2,555.31
9202503184	HUNZIKER, ARIANA	A	01/09/2026	1,716.88
9202503185	KRESCA, NICK	A	01/09/2026	2,625.25
9202503186	LANDES, JESSICA A	A	01/09/2026	3,125.45
9202503187	MCPHAIL, JENNIFER L	A	01/09/2026	2,896.15
9202503188	MERRISS, HALEY	A	01/09/2026	1,766.62
9202503189	MILLS, JUDI V	A	01/09/2026	1,073.78
9202503190	OGLESBY, SUMER J	A	01/09/2026	2,681.51
9202503191	PECORD, ALLY	A	01/09/2026	2,297.82
9202503192	PERKINS, KATIE	A	01/09/2026	2,297.61
9202503193	PINKSTON, LISA J	A	01/09/2026	2,533.01
9202503194	PRICE, ROXANNE R	A	01/09/2026	3,352.07
9202503195	RIOS, NATALIA	A	01/09/2026	2,433.67
9202503196	ROMAINE, MICHELLE D	A	01/09/2026	2,475.02
9202503197	ROPER, TOM	A	01/09/2026	2,838.74
9202503198	SAMPLES, JOANNA	A	01/09/2026	1,508.37
9202503199	SEGERS, JAMES B	A	01/09/2026	2,648.81
9202503200	SHADOWENS, ALEXANDRIA	A	01/09/2026	1,833.51
9202503201	SLONE, SOMER	A	01/09/2026	2,449.32

January 2026 Payroll Checks Issued

Check Number	Name on Check	Statement Date	Cash Post Date	Amount
9202503202	SPRINGVLOED, WENDY M	A	01/09/2026	3,122.52
9202503203	STANFILL, AMBER D	A	01/09/2026	2,786.79
9202503204	STOTLAR, JENNA L	A	01/09/2026	2,491.05
9202503205	STOUT, ERIKA A	A	01/09/2026	2,307.89
9202503206	TARLTON, MARCI J	A	01/09/2026	2,356.21
9202503207	WALTERS, SHARON R	A	01/09/2026	724.28
9202503208	WEBB, STEPHEN E	A	01/09/2026	2,495.26
9202503209	BROWN, STEPHANIE	A	01/09/2026	2,823.10
9202503210	CHILDERS, ABBY N	A	01/09/2026	2,252.01
9202503211	CHIN, BRITTANY	A	01/09/2026	801.87
9202503212	DAVIS, RACHEL L	A	01/09/2026	2,539.53
9202503213	DISNEY, RACHEL A	A	01/09/2026	2,411.80
9202503214	FRUGE, ANDREA	A	01/09/2026	1,816.02
9202503215	HASEKER, CAYENNE N	A	01/09/2026	2,397.32
9202503216	HILL, TYRA L	A	01/09/2026	2,220.32
9202503217	KADELA, LAURYN	A	01/09/2026	1,908.58
9202503218	KRAUS, MALINEE K	A	01/09/2026	2,653.58
9202503219	LYNN, AMANDA B	A	01/09/2026	2,980.23
9202503220	MIELDEZIS, JOSHUA	A	01/09/2026	2,206.48
9202503221	MITCHELL, AMBER R	A	01/09/2026	2,201.82
9202503222	PARKS, STACEY	A	01/09/2026	2,385.06
9202503223	PAYNE, CARRIE	A	01/09/2026	800.27
9202503224	RANDOLPH, ANGELA D	A	01/09/2026	2,921.14
9202503225	STAPLETON, AILEEN	A	01/09/2026	2,315.99
9202503226	SULLIVAN, CHRISTY M	A	01/09/2026	2,762.03
9202503227	VICKERY, AMANDA	A	01/09/2026	783.40
9202503228	WILSON, MALLORY	A	01/09/2026	3,200.83
9202503229	ANDERSON, BAILEY	A	01/09/2026	1,979.89
9202503230	BECK, CARI	A	01/09/2026	1,638.10
9202503231	BENSON, ASHLEIGH D	A	01/09/2026	3,376.95
9202503232	BETZ, BRENDAN J	A	01/09/2026	2,773.83
9202503233	BROWN, LAURYN N	A	01/09/2026	2,143.91
9202503234	BROWNING, LEAH R	A	01/09/2026	3,039.83
9202503235	CULBRETH, EMILY R	A	01/09/2026	2,046.80
9202503236	DEATHERAGE, AMANDA	A	01/09/2026	2,085.32
9202503237	DUNAWAY, SHELLY A	A	01/09/2026	1,158.13
9202503238	FIKE, AMBER A	A	01/09/2026	2,813.24
9202503239	GEIGER, SARAH	A	01/09/2026	2,443.59
9202503240	GRAFF, ELIZABETH	A	01/09/2026	2,266.22
9202503241	HOLDERFIELD, CASEY	A	01/09/2026	1,986.70
9202503242	JOHNSON, CHRISTY	A	01/09/2026	2,699.93
9202503243	KADELA, MICHELLE L	A	01/09/2026	1,260.69
9202503244	KISSING, MICHELLE	A	01/09/2026	2,310.40
9202503245	LUCE, LAUREN	A	01/09/2026	1,994.07
9202503246	MAYERS, HALLIE A	A	01/09/2026	1,893.45

January 2026 Payroll Checks Issued

Check Number	Name on Check	Statement Date	Cash Post Date	Amount
9202503247	MCMURTRY, MELISSA D	A	01/09/2026	2,289.86
9202503248	MORTHLAND, JILL E	A	01/09/2026	2,187.74
9202503249	NAPIER, CHELSEY	A	01/09/2026	771.76
9202503250	NEAL, HOLLY J	A	01/09/2026	2,164.45
9202503251	OSBORNE, AMANDA E	A	01/09/2026	3,300.49
9202503252	PEARCE, SALLY A	A	01/09/2026	2,841.16
9202503253	POTOCKI, ELIZABETH	A	01/09/2026	3,075.64
9202503254	PRESSWOOD, MADISON	A	01/09/2026	2,181.93
9202503255	RANDOLPH, ANDREW G	A	01/09/2026	2,312.32
9202503256	REYNOLDS, ROBYN D	A	01/09/2026	2,579.79
9202503257	ROWLAND, MADISON J	A	01/09/2026	2,117.38
9202503258	STEPTER, HEATHER B	A	01/09/2026	1,862.67
9202503259	TALLMAN, LISA	A	01/09/2026	831.29
9202503260	TANNER, MELISSA R	A	01/09/2026	3,137.20
9202503261	THOMPSON, MEGAN L	A	01/09/2026	2,252.21
9202503262	THOMPSON, SONYA	A	01/09/2026	2,926.05
9202503263	THORNTON, PAIGE	A	01/09/2026	2,381.70
9202503264	VICKERY, TRAVIS	A	01/09/2026	2,551.66
9202503265	YOUNG, KERRI J	A	01/09/2026	3,030.40
9202503266	ADKINS, ALANA M	A	01/09/2026	2,838.62
9202503267	ALEXANDER, AMY L	A	01/09/2026	827.31
9202503268	ANDERSON, JENNIFER	A	01/09/2026	2,152.09
9202503269	ASHMORE, NICOLE	A	01/09/2026	3,068.65
9202503270	CHANCE, MELISSA	A	01/09/2026	1,963.54
9202503271	CHAPMAN, ALICIA M	A	01/09/2026	2,280.95
9202503272	CHMIEL, KRISTA	A	01/09/2026	55.45
9202503273	CORZINE, LAUREN M	A	01/09/2026	2,747.07
9202503274	CRAIN, KATRINA S	A	01/09/2026	3,190.95
9202503275	CULLUM, LUKAS R	A	01/09/2026	540.39
9202503276	DEACON, JENNIFER A	A	01/09/2026	2,304.10
9202503277	DISNEY, ADAM K	A	01/09/2026	2,707.90
9202503278	DUENOS, KALEIGH	A	01/09/2026	2,754.37
9202503279	FARLEY, MELISSA	A	01/09/2026	2,305.89
9202503280	FRANCIS, ANDREA	A	01/09/2026	2,434.93
9202503281	GALLOWAY, GLENDA J	A	01/09/2026	3,015.53
9202503282	GILES, JAYCEE	A	01/09/2026	2,266.67
9202503283	GULLEY, DAVID J	A	01/09/2026	2,596.31
9202503284	HAMMONDS, AUSTIN CHRISTIAN	A	01/09/2026	2,314.18
9202503285	JACKSON, KARRIE L	A	01/09/2026	3,223.84
9202503286	KELLY, KHARA M	A	01/09/2026	2,548.39
9202503287	KEY, NICOLE D	A	01/09/2026	2,251.86
9202503288	KRAUS, MICHAEL C	A	01/09/2026	3,222.72
9202503289	LAWSON, CATHERINE L	A	01/09/2026	2,936.99
9202503290	MANFREDO, REX J	A	01/09/2026	1,911.13
9202503291	MAZE, CODY P	A	01/09/2026	2,644.21

January 2026 Payroll Checks Issued

Check Number	Name on Check	Statement Date	Cash Post Date	Amount
9202503292	MAZE, JULIE A	A	01/09/2026	2,656.69
9202503293	MCKENTY, SCOTT	A	01/09/2026	1,986.67
9202503294	MIELDEZIS, TIMOTHY SCOTT	A	01/09/2026	2,142.59
9202503295	MORSE, GABRIELLE	A	01/09/2026	943.70
9202503296	MOULTON, SHAWNA K	A	01/09/2026	2,075.54
9202503297	OWENS, JOHN M	A	01/09/2026	194.48
9202503298	PIERCE, KRISTI L S	A	01/09/2026	2,806.18
9202503299	POWELL, PHILIP	A	01/09/2026	2,509.80
9202503300	REID, GREGORY E	A	01/09/2026	3,435.82
9202503301	SAGE, MEGHAN	A	01/09/2026	1,590.29
9202503302	SANDERS, CHRISTINA C	A	01/09/2026	2,507.71
9202503303	SAUERHAGE, BRANDI L	A	01/09/2026	2,381.51
9202503304	SCHMITT, KYLE	A	01/09/2026	2,224.72
9202503305	SHORE, ELIZABETH B	A	01/09/2026	3,655.61
9202503306	SKEATE, AMY R	A	01/09/2026	3,165.10
9202503307	SKEATE, WALTER R	A	01/09/2026	2,421.92
9202503308	SPANNAGEL, AMANDA	A	01/09/2026	2,591.51
9202503309	STACEY, ALECIA	A	01/09/2026	1,944.64
9202503310	STOWERS, SARAH	A	01/09/2026	3,038.04
9202503311	SULSER, TIFFANY B	A	01/09/2026	2,672.83
9202503312	TRAINOR, ADRIENNE L	A	01/09/2026	2,487.31
9202503313	TRETTER, ASHLEY	A	01/09/2026	330.61
9202503314	WALKER, RANI R	A	01/09/2026	2,750.84
9202503315	WATSON, CARRIE L	A	01/09/2026	2,953.11
9202503316	WATSON, KIM L	A	01/09/2026	3,386.83
9202503317	WEBB, HEATHER	A	01/09/2026	2,432.31
9202503318	WILLIAMSON, CHARLES L	A	01/09/2026	4,074.62
9202503319	AKES, AMBER	A	01/09/2026	2,612.74
9202503320	BAKER, ELIJAH J	A	01/09/2026	2,504.51
9202503321	BARGER, TINA	A	01/09/2026	2,897.18
9202503322	BARRINGTON, JUSTIN P	A	01/09/2026	2,784.41
9202503323	BAYER, ABIGAIL	A	01/09/2026	1,895.35
9202503324	BLUMENSTOCK, JAYLYNN	A	01/09/2026	1,903.52
9202503325	BOLLEY, MONICA J	A	01/09/2026	2,629.84
9202503326	CAMERON, MARTY J	A	01/09/2026	2,895.24
9202503327	CORLEY, EMILY A	A	01/09/2026	2,445.78
9202503328	DANIELS, IVANNIA	A	01/09/2026	2,289.62
9202503329	DODDS, JAMIE R	A	01/09/2026	3,095.58
9202503330	DRAKE, JAMIE	A	01/09/2026	397.23
9202503331	DUNDERDALE, HOLLY R	A	01/09/2026	2,812.65
9202503332	DUNNING, JASON E	A	01/09/2026	2,986.17
9202503333	ELLIS, EDWARD	A	01/09/2026	2,974.74
9202503334	FARNER, GABRIELE L	A	01/09/2026	2,293.74
9202503335	FOSSE, PEYTON	A	01/09/2026	2,035.93
9202503336	FOX, BRANDI	A	01/09/2026	645.08

January 2026 Payroll Checks Issued

Check Number	Name on Check	Statement Date	Cash Post Date	Amount
9202503337	GATES, AMANDA	A	01/09/2026	1,925.14
9202503338	GEIGER, KYLE	A	01/09/2026	2,565.10
9202503339	GILLESPIE, GUS	A	01/09/2026	3,084.12
9202503340	GILLESPIE, JANNA	A	01/09/2026	2,888.85
9202503341	GIMMY, SCOTT J	A	01/09/2026	1,853.81
9202503342	GOODISKY, J RYAN	A	01/09/2026	3,560.96
9202503343	GORDON, SARA	A	01/09/2026	2,436.71
9202503344	GRACE, AMY M	A	01/09/2026	82.36
9202503345	GRIFFIN, ERIK	A	01/09/2026	759.85
9202503346	GRIFFITH, JENNA M	A	01/09/2026	2,612.97
9202503347	GRINNELL, KALEY N	A	01/09/2026	3,210.20
9202503348	HALE, MEGAN	A	01/09/2026	2,286.89
9202503349	HARRIS, MELINDA	A	01/09/2026	1,075.65
9202503350	HAYNES, CHRISTY W	A	01/09/2026	2,673.82
9202503351	HEBERT, LORA L	A	01/09/2026	728.27
9202503352	HERBST, JENNA E	A	01/09/2026	2,330.31
9202503353	HILL, TREBOR	A	01/09/2026	2,441.68
9202503354	HOLLIDAY, JACOB	A	01/09/2026	428.04
9202503355	HOMOYA, TIFFANY L	A	01/09/2026	1,017.30
9202503356	HOUSTON, ANFERNEE D	A	01/09/2026	525.34
9202503357	HUDGENS, DEANNA	A	01/09/2026	2,633.74
9202503358	JAMES, LESTER E	A	01/09/2026	2,300.45
9202503359	KASSIM, LEILA	A	01/09/2026	1,880.03
9202503360	KIRBY, JOEL	A	01/09/2026	2,531.29
9202503361	KISSING, AMY G	A	01/09/2026	2,305.51
9202503362	LAUNIUS, LUCAS F	A	01/09/2026	2,765.58
9202503363	LINDSEY, DARREN BART	A	01/09/2026	590.39
9202503364	MATHEWS, TONYA	A	01/09/2026	223.04
9202503365	MILLER, KIMBERLY S	A	01/09/2026	2,359.81
9202503366	MISNER, TOBY J	A	01/09/2026	3,117.82
9202503367	MITCHELL, GENE A	A	01/09/2026	2,696.08
9202503368	NEAL, JOY A	A	01/09/2026	2,306.72
9202503369	NEAL, SIMONE R	A	01/09/2026	3,336.97
9202503370	OLDHAM, STEPHANIE	A	01/09/2026	3,162.05
9202503371	PARKS, BRYCE	A	01/09/2026	2,396.69
9202503372	PATTERSON, ALYSSA	A	01/09/2026	1,783.05
9202503373	PAULS, CODY D	A	01/09/2026	2,211.00
9202503374	PLOTT, OLIVIA	A	01/09/2026	2,065.33
9202503375	PRITCHARD, MARY JO	A	01/09/2026	3,187.81
9202503376	PULLEY, HEATHER	A	01/09/2026	3,487.63
9202503377	RATLIFF, DEBRA L	A	01/09/2026	1,571.14
9202503377	RATLIFF, DEBRA L	V	01/09/2026	-1,571.14
9202503378	RICE, JACOB	A	01/09/2026	2,037.90
9202503379	RICHART, KELLY E	A	01/09/2026	2,883.18
9202503380	SALERNO, MAKANE	A	01/09/2026	2,888.93

January 2026 Payroll Checks Issued

Check Number	Name on Check	Statement Date	Cash Post Date	Amount
9202503381	SANDERS, HEATHER	A	01/09/2026	2,209.56
9202503382	SANDERS, LAURA M	A	01/09/2026	3,022.11
9202503383	SCHNAUDIGEL, COLE D	A	01/09/2026	1,767.59
9202503384	SCHULMEISTER, DEAN	A	01/09/2026	2,950.10
9202503385	SIEFERT-PEARCE, CATHERINE	A	01/09/2026	2,408.87
9202503386	SINKS, BART T	A	01/09/2026	3,245.94
9202503387	SPILLAN, JAYNA	A	01/09/2026	2,238.49
9202503388	STEPHENS, ANTHONY B	A	01/09/2026	2,742.62
9202503389	STUCK, KOLBIE L	A	01/09/2026	1,106.42
9202503390	TARLTON, JEFFREY L	A	01/09/2026	2,978.79
9202503391	TATE, LOLA MICHELE	A	01/09/2026	2,506.01
9202503392	TATE, MEGAN	A	01/09/2026	2,334.84
9202503393	TEAL, DAVID JOSIAH	A	01/09/2026	1,959.16
9202503394	TOMAS, STACEY R	A	01/09/2026	405.40
9202503395	TONAZZI, LORI L	A	01/09/2026	2,889.20
9202503396	TRAVELSTEAD, NIKKI L	A	01/09/2026	2,882.01
9202503397	TURNER, EMILIE G	A	01/09/2026	2,267.83
9202503398	TURNER, JENNIFER R	A	01/09/2026	2,276.17
9202503399	VINE, CONNOR	A	01/09/2026	267.64
9202503400	WALLACE, MARK A	A	01/09/2026	3,290.54
9202503401	WARE, EDWARD	A	01/09/2026	499.76
9202503402	WARNER, BAILEY	A	01/09/2026	72.66
9202503403	WILLIAMS, JOSEPH R	A	01/09/2026	3,956.95
9202503404	WILLIS, BRITTANY	A	01/09/2026	2,161.82
9202503405	WILLMORE, LAUREN B	A	01/09/2026	2,589.37
9202503406	WOFFORD, KENDRA K	A	01/09/2026	2,213.87
9202503407	WOLFE, LISA L	A	01/09/2026	2,370.96
9202503408	YOUNG, GRAHAM	A	01/09/2026	2,010.91
9202503409	ADKINS, ELIJAH	A	01/09/2026	75.38
9202503410	DERCHY, REBECCA	A	01/09/2026	50.37
9202503411	GIRTMAN, MARIAH	A	01/09/2026	23.90
9202503412	GWALTNEY, TRAVIS	A	01/09/2026	1,235.10
9202503413	JAMES, JOHN	A	01/09/2026	1,103.23
9202503414	KING, TERESA	A	01/09/2026	109.20
9202503415	LUCAS, JOHN	A	01/09/2026	44.00
9202503416	PARKS, DEBORAH	A	01/09/2026	0.29
9202503417	RIGGS, BILLY JOE	A	01/09/2026	1,022.66
9202503418	TRASK, JEROLD	A	01/09/2026	1,226.50
9202503419	TUCKER, MAKAYLA	A	01/09/2026	19.55
9202503420	WALKER, TIFFANY D	A	01/09/2026	29.33
9202503421	WESTBERRY, WHITNEY	A	01/09/2026	110.36
9202503422	WROLSON, CHRISTIAN	A	01/09/2026	1,082.22
9202503423	BANKS, HAILEY P	A	01/09/2026	104.88
9202503424	ABSHER, BRADLEY N	A	01/09/2026	443.84
9202503425	ATWOOD, WILLIAM	A	01/09/2026	1,553.06

January 2026 Payroll Checks Issued

Check Number	Name on Check	Statement Date	Cash Post Date	Amount
9202503426	FOSTER, TIMOTHY B	A	01/09/2026	1,888.65
9202503427	JEAN, JASON	A	01/09/2026	1,771.83
9202503428	MCGEE, CHRIS	A	01/09/2026	1,463.74
9202503429	MELVIN, JERIME	A	01/09/2026	1,502.03
9202503430	MISKELLEY, TROY LEE	A	01/09/2026	1,422.27
9202503431	NORRIS, DAVID L	A	01/09/2026	1,654.16
9202503432	HARDING, ANGEL	A	01/09/2026	56.39
9202503433	PRICE, SHERRIE A	A	01/09/2026	51.89
9202503434	RESCZENSKI, JULIA A	A	01/09/2026	86.58
9202503435	WALLACE, ANDREA M	A	01/09/2026	6.55
9202503436	WALLACE, CLAIRE E	A	01/09/2026	69.27
9202503437	WALLACE, YESENIA	A	01/09/2026	5.68
9202503438	WILKINS, JANET A	A	01/09/2026	1,071.45
9202503439	ALDRIDGE, BRENDA K	A	01/09/2026	31.99
9202503440	BABINGTON, AMANDA	A	01/09/2026	93.64
9202503441	DUNN, KACI	A	01/09/2026	76.19
9202503442	MONTGOMERY, PAMELA	A	01/09/2026	22.75
9202503443	PICKLES, AIDEN	A	01/09/2026	58.99
9202503444	ROSS, ROBERT E	A	01/09/2026	1,144.98
9202503445	TANNER, AMANDA	A	01/09/2026	9.66
9202503446	TOLER, JENNY	A	01/09/2026	68.24
9202503447	WARREN, BRIAN L	A	01/09/2026	1,194.11
9202503448	BAILEY, COURTNEY	A	01/09/2026	34.64
9202503449	BUCKINGHAM, ELIZABETH	A	01/09/2026	63.56
9202503450	BUCKINGHAM, HAILEY	A	01/09/2026	73.62
9202503451	DIAL, LAURA	A	01/09/2026	1,173.42
9202503452	HAVENER, MARCELLA	A	01/09/2026	45.30
9202503453	HICKEY, GARY WAYNE	A	01/09/2026	55.41
9202503454	MITCHELL, JUSTIN	A	01/09/2026	1,396.12
9202503455	NORRIS, LONNIA R	A	01/09/2026	17.97
9202503456	SALVETTI, CHANDRA	A	01/09/2026	20.08
9202503457	WALTERS, TAMMY L	A	01/09/2026	18.40
9202503458	WOODSUM, TONYA L	A	01/09/2026	106.66
9202503459	BRASEL, MELINDA S	A	01/09/2026	1,338.14
9202503460	FREY, KATHY L	A	01/09/2026	9.78
9202503461	GRIMES, SCOTT	A	01/09/2026	1,373.81
9202503462	MORSE, KENYA L	A	01/09/2026	15.84
9202503463	TREECE, KELLIE A	A	01/09/2026	88.59
9202503464	WEEKS, ALEXANDRA	A	01/09/2026	62.00
9202503465	WILSON, CAYDEN J	A	01/09/2026	65.55
9202503466	BYERS, BETTY JO	A	01/09/2026	25.81
9202503467	CROSSON, GARY L	A	01/09/2026	15.57
9202503468	DEATON, HELEN	A	01/09/2026	154.93
9202503469	GWALTNEY, JERRID J	A	01/09/2026	1,595.97
9202503470	KAMINSKI, DEBRA L	A	01/09/2026	102.33

January 2026 Payroll Checks Issued

Check Number	Name on Check	Statement Date	Cash Post Date	Amount
9202503471	LACHIANA, CHRISTOPHER B	A	01/09/2026	49.16
9202503472	LAROCCO, DARLENE	A	01/09/2026	16.80
9202503473	LEONARD, JETT	A	01/09/2026	1,217.24
9202503474	RODGERS, AMANDA	A	01/09/2026	11.06
9202503475	VENABLE, MARK S	A	01/09/2026	33.99
9202503476	WAGNER, ALEXANDER G	A	01/09/2026	1,113.57
9202503477	ADKINS, SAMUEL	A	01/09/2026	13.11
9202503478	BRUSH, JAMIE C	A	01/09/2026	100.64
9202503479	COCHRUM, MIRA	A	01/09/2026	1,233.74
9202503480	LINDSEY, JANIT	A	01/09/2026	1,222.48
9202503481	MORGAN, GLENDA L	A	01/09/2026	59.10
9202503482	POWERS, MARY	A	01/09/2026	18.09
9202503483	SLOAN, MARY A	A	01/09/2026	39.98
9202503484	STUTZ, PATRICIA M	A	01/09/2026	101.35
9202503485	TOLEDO ZAVALA, SURI ARELY	A	01/09/2026	73.33
9202503486	TORRES, ANGELIQUE	A	01/09/2026	73.96
9202503487	VOYLES, GREGORY A	A	01/09/2026	1,211.51
9202503488	BAWKER, STEPHANIE	A	01/09/2026	11.15
9202503489	BOZARTH, CHARLOTTE	A	01/09/2026	1,091.94
9202503490	BOZARTH, JOHN	A	01/09/2026	1,043.89
9202503491	DAVIS, JAMES A	A	01/09/2026	1,280.97
9202503492	EDWARDS, BRIANNA	A	01/09/2026	1,170.04
9202503493	FARRIS, CLARENCE E	A	01/09/2026	52.44
9202503494	HOLMAN, DONALD	A	01/09/2026	1,063.18
9202503495	JAMES, CHARLES T	A	01/09/2026	1,088.02
9202503496	LEONARD, PAIGE	A	01/09/2026	1,256.16
9202503497	PARKS, BRYCE A	A	01/09/2026	1,090.54
9202503498	SHADOWENS, DIANA	A	01/09/2026	62.79
9202503499	WATSON, DEXTER	A	01/09/2026	1,106.76
9202503500	WILSON, TIM H	A	01/09/2026	1,275.90
9202503501	WINTERS, BLAKE	A	01/09/2026	146.81
9202503502	MARION CUSD #2 HEALTH PLN	A	01/09/2026	190,498.74
9202503503	MARION DENTAL & VISION	A	01/09/2026	6,314.74
9202503504	RATLIFF, DEBRA L	A	01/14/2026	1,571.14
Grand Totals:	439 Total Checks			