

Meeting of the
Lamoille North Supervisory Union and
Lamoille North Modified Unified Union School District Board
Minutes of Meeting
January 12, 2025

Board members Present: Johnson: Carri Ferrari, Mark Nielsen, Kyle Nuse, Kyle Hill Monica Stearns (remote); Cambridge: Jan Sander, Susan Prescott, Denise Webster, Nancy Guyette, Mark Stebbins, Amy Listenik; Hyde Park: Patty Hayford (remote), Lisa Jones (remote); Belvidere: Stephanie Sweet; Eden: Jeff Hunsberger, Tiffany Cochran; Waterville: Bart Bezio

Board members Absent: Hyde Park: Tina Lowe, Phil Kiely

Administrators Present: Cole Hayes, Deborah Clark, Catherine Gallagher, Kim Hunt, Rene Thibault, Paula Beattie, Dylan Laflam, Michele Aumand, Jeremy Scannell, Bethann Pirie, Jan Epstein, Chris Hennessey, Erik Remmers, Christopher Dodge, Dane Van Nosedeln, Carrie Bullard, Diane Reilly

Others Present: Community members, Danielle Sweet

Minute Taker: Savannah Droney

Call to order: Meeting called to order by Nielsen at 6:00 pm.

Approval of Agenda: Hunsberger made a motion to accept the agenda, seconded by Stebbins. The motion passed unanimously.

Public Comment: Nielsen welcomed Tiffany Cochran, the board's newest member from Eden.

LNSU/LNMMUUSD Routine Business:

Consent Agenda Items – December 8, 2025, LNSU/LNMMUUSD Board Meeting Minutes; December 31, 2025, Personnel Committee Meeting minutes- Hunsberger made a motion to accept the minutes, seconded by Bezio. The motion passed unanimously.

Board Orders – Sweet reviewed the board orders and recommends that the board approve. Bezio made the motion to approve the board orders, seconded by Prescott. The motion passed unanimously.

Legislative Update – Bezio shared the bill that is set to cap education spending, S220. The proposed effective date is July 1, 2026. This bill allows more growth for districts that are underspending and less growth for overspending districts. They received an annual report from the State Board of Education. Small school and sparse school definitions were discussed.

Data Update – Hunt shared data on student engagement. LNSU student attendance is calculated by average daily membership (ADM). Our average daily attendance for the past two years is 2023-2024, the ADM was 93.11%; this year thus far is 93.55%. Chronic absenteeism occurs when a student misses 10% or more of the total school days in a year. The percent of chronic absenteeism for LNSU is 7.5%; the State average is over 20%. Our drop-out rate last year there was 0%.

Student Matter – Discussion & Possible Action, Probable Executive Session – Stebbins made the motion to go into executive session at 6:17 pm, seconded by Prescott. The motion passed unanimously. The Board came out of executive session at 6:36 pm.

Appoint LNSU/LNMMUUSD Board Member to the RAB Board – Discussion & Possible Action – Bezio nominated Mark Nielsen, there were no other nominations. The motion passed unanimously.

Rename HRA Reserve to Benefits Reserve – Discussion & Possible Action – Clark stated that at the 2020 annual meeting there was a reserve created for an HRA reserve. At the time, not knowing how the high deductible would affect the budget, there was a reserve created. There is one at the elementary level, and one at the high school level. The reserves have about \$150,000 in each of them. Clark is asking to rename it to the Health Benefit Reserve. Hunsberger made the motion to change the name from HRA reserve to Health Benefit reserve, second by Bezio. The motion passed unanimously.

Policy Review:

C9, Federal Child Nutrition Act Wellness Policy – First Reading – Clark discussed this policy which will now cover the necessary requirement to have a meal charge policy.

C12, Meal Charge Policy – Remove/Eliminate, Discussion & Possible Action - Gallagher ask that this policy be read and come with questions for next meeting.

Agreement to Join the Winooski Valley Statewide School Collaborate – Discussion & Possible Action – Gallagher explained that we can accept no more than 10 students and transfer out no more than 40 students. Gallagher asked the Board to authorize Nielsen to sign the agreement to join the Winooski Valley Statewide School Collaborative. The motion was made by Prescott, seconded by Hunsberger. The motion passed unanimously.

Announce 2026-2027 Tuition – Discussion & Possible Action – Clark shared the LNMUUSD Elementary & Secondary school tuition. Elementary school recommendations for elementary schools will be \$16,000; the union school is \$16,000; and GMTCC is \$29,494 (billable to districts at \$13,356). Motion to announce tuition as recommended by Clark was made by Stebbins, seconded by Hunsberger. The motion passed unanimously.

Accept Recommendation to Move Interim Director of Student Support Services and Interim Assistant Director of Student Services to Regular Positions – Discussion & Possible Action – Gallagher made a recommendation to move Director of Student Support Services and Assistant Director of Student Services out of interim. Stebbins made the motion, seconded Sweet. The motion passed unanimously.

LNSU FY '27 Budget Review & Possible Adoption – Discussion & Possible Action – Clark presented the LNSU FY '27 budget (see attached slides). Motion to adopt the LNSU FY27 budget as presented made by Hunsberger, seconded by Sweet. Scannell answered questions regarding special education staffing. The motion passed unanimously.

LNMUUSD FY '27 Budget Review & Possible Adoption – Discussion & Possible Action – Clark presented the LNMUUSD FY '27 elementary and secondary budgets (see attached slides). Motion to adopt the LNMUUSD FY '27 elementary budget as presented. Hunsberger made the motion, Sweet seconded. The motion passed, Cambridge abstained. Motion to adopt the LNMUUSD FY '27 secondary budget as presented. Hunsberger made the motion, seconded by Bezio. The motion passed unanimously.

GMTCC FY '27 Budget Review & Possible Adoption – Discussion & Possible Action - Remmers presented the GMTCC FY '27 (see attached slides). Motion to approve the FY '27 GMTCC budget of \$4,368,392, including the per-pupil tuition rate of \$13,356. Hunsberger made the motion to accept GMTCC budget as presented, seconded by Bezio. The motion passed unanimously.

Prepare Annual Meeting Warning – Discussion & Possible Action – Clark discussed the annual meeting warning. The Annual Meeting is February 16, 2026, at 7:00 pm. The Information Meeting will be held on February 23, 2026, at 6:00 pm. Hunsberger made the motion to adopt the warning, seconded by Bezio. The motion passed unanimously.

Administrator Updates – Gallagher provided some highlights from the Legislative Breakfast she attended. We are partnering with the Lamoille Restorative Center to host a screening of Gone Guys on Monday, February 22, 2026, in the Lamoille Union auditorium at 6:00 pm. Our next board meeting will be moved to Monday, February 16, 2026, at 6:00 pm, just prior to the Annual Meeting at 7:00 pm.

Other Business: Kyle Nuse will be leaving the board after our February meeting, Nielsen wished her the best.

Adjourn: Hunsberger made the motion to adjourn at 7:52 pm.

Lamoille North Supervisory Union

Preliminary FY2027 Budget Presentation

January 12, 2026

LNSU
Preliminary FY2027 PRELIMINARY Budget Analysis
January 12, 2026

Non-Special Ed

	FY2027	FY2026	FY2025	FY26 to FY27 Change	% Change
Revenue	2,201,343	2,556,872	2,478,287	(355,529)	-13.90%
Surplus (audited \$559,702 avail)	559,702	378,441	529,026	181,261	47.90%
Expense	5,694,090	5,054,642	5,077,855	639,448	12.65%
Gen Ed Assessment	2,933,045	2,119,329	2,070,542	813,716	38.39%

NOTE: Transportation is a direct expense bill back to the schools and not included in the shared assessment

Revenue Notes:

> PY Surplus Increased (100% of FY25 Surplus applied)	181,261	47.90%
> FY26 One-Time share of SpEd excess Revenues - not repeated in FY27	(325,000)	
> Interest Income level (based on FY25 & FY26)	0	
> State Aid - Transportation up less than 1% (based on FY24 financial filings)	3,668	0.43%
> Bill Back of Transportation decreased (income up/expenses down)	(45,697)	-3.62%

Expense Notes:

> Comprehensive increase in expenses	639,448	12.65%
> Salaries increased - Further Centralization of Shared Services: <i>Hiring and On-Boarding, Enrollment Management, Safety and Transportation Manager</i>	365,497	15.47%
> Benefits increase: Centralization of shared services, general premium increase	82,108	8.41%
> Purchased Professional Services up: Centralized School Resource Officers	136,289	9.00%
> Transportation down - see note above	(68,533)	-3.23%
> Increased investment in Instructional Training Supplies, IT Equipment and School Safety Supplies & Equipment	165,025	42.28%

LNSU
Preliminary FY2025 PRELIMINARY Budget Analysis
January 12, 2026

Special Education

	FY2027	FY2026	FY2025	FY26 to FY27 Change	% Change
Revenue	5,270,801	4,566,819	4,562,576	703,982	15.42%
Expense	11,384,479	10,251,205	10,335,799	1,133,274	11.06%
Special Ed Assessment	6,113,678	5,684,385	5,773,223	429,292	7.55%

NOTE: Act 173 block grant increased in FY26 as well, however \$325,000 of that was credited towards the Gen Ed Assessment allowing all schools, including GMTCC, a *one-time* benefit from the savings. In FY27 the grant has increased again.

Revenue Notes:

> Act 173 Block Grant increased	190,144	4.99%
> EEE decreased	(21,570)	-11.23%
> State Placed decreased	(50,000)	-20.00%
> Extraordinary reimbursements increased (based on AOE calculator)	261,227	65.31%

Expense Notes:

> Salaries Increased increased slightly	227,186	3.75%
> Benefits increase - increased participation	261,759	11.45%
> Purchased Professional Services and Tuition increased - significant cuts made for FY26; it is taking time to fully implement the strategies associated with bringing services in-house	672,880	37.75%
> Specialized Support Supplies Increased	19,650	26.39%
> Equipment down - specialized transportation equipment purchased in FY26 - not recurring in FY27	(47,500)	-100.00%

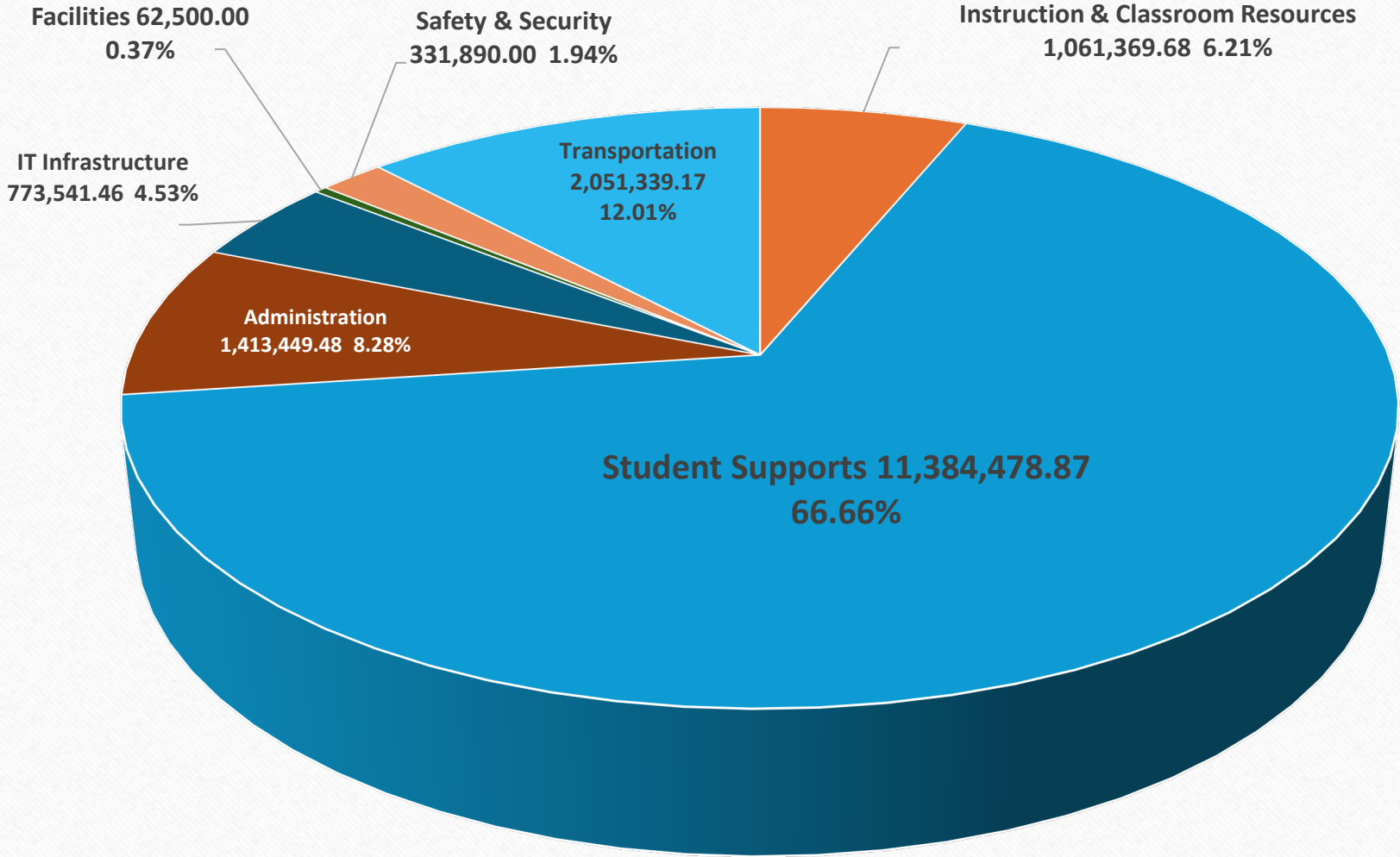
Lamoille North Supervisory Union

Preliminary FY27 Budgets

January 12, 2026

Expenses	Voted Budget FY26	YTD FY26	FY27 Proposed Budget	Difference Proposed to FY26	Percent Change	Percent Budget FY26	Percent Proposed FY27
Instruction & Classroom Resources Total	937,099.81	1,445,915.25	1,061,369.68	124,269.87	13.26%	6.12%	6.21%
Student Supports Total	10,251,203.98	10,075,620.03	11,384,478.87	1,133,274.89	11.06%	66.98%	66.66%
Co-Curricular Total	0.00	16,040.32	0.00	0.00		0.00%	0.00%
Administration Total	1,235,415.59	1,319,665.11	1,413,449.48	178,033.89	14.41%	8.07%	8.28%
IT Infrastructure Total	670,454.77	626,970.48	773,541.46	103,086.69	15.38%	4.38%	4.53%
Facilities Total	81,800.00	57,922.40	62,500.00	(19,300.00)	-23.59%	0.53%	0.37%
Safety & Security Total	10,000.00	80,230.15	331,890.00	321,890.00	3218.90%	0.07%	1.94%
Transportation Total	2,119,871.69	1,852,322.31	2,051,339.17	(68,532.52)	-3.23%	13.85%	12.01%
Total Expenses	15,305,845.84	15,474,686.05	17,078,568.66	1,772,722.82	11.58%	100.00%	100.00%

LNSU: FY27 Preliminary Budget by Function 1/12/26



LNSU Est FY27 Assesemnt:		[2320.5.0593]							
As Of January 12, 2026									
General Ed Assessment - <i>Gen Fund</i>				FY2027		FY2026	Change		
General Fund Revenue			(2,201,339)			(2,231,872)	30,533	-1.37%	
FY26 One Time SpEd Savings to GMTCC			0			(325,000)	325,000	-100.00%	
Est Surplus			(559,702)	(\$559,702 Audited avail.)		(378,441)	(181,261)	47.90%	
General Fund Expenses			5,694,090			5,054,642	639,448	12.65%	
Changes to Expenses			0						
General Fund GenEd Assessment				2,933,049		2,119,329	813,720	38.40%	
Prelim Assessment 1/12/26		FY25 Fall Census		FY27 Assessment	FY26 Actual Assessment	FY25 Actual Assessment			
MUUSD 058A	608	35.85%	1,051,714	705,925	738,076	48.98%			
MUUSD 058B	712	41.98%	1,230,906	942,772	889,590	30.56%			
MUUSD 058B [79 LUHS @ GMTCC]	-79	-4.66%	-136,622	-84,499	-79,548	61.68%			
GMTCC	157	9.26%	271,564	181,608	140,698	49.53%			
CES	298	17.57%	515,487	373,523	381,726	38.01%			
Total LNSU Fund 100 Allocation		1,696	1	2,933,048	2,119,329	2,070,542			

LNSU Est FY27 Special Ed Assesemnt:		[2490.5.0593]						
As Of January 12, 2026								
Special Ed Assessment - Gen Fund				<u>FY2027</u>		<u>FY2026</u>	<u>Change</u>	
	SPED Revenue			(5,270,801)		(4,891,819)	-378,982	7.75%
	FY26 One Time SpEd Savings to GMTCC			0		325,000		
	SPED Expenses			11,384,479		10,251,205	1,133,274	11.06%
	General Fund Special Ed Assessment			6,113,678		5,684,385	429,292	7.55%
				<u>6,113,678</u>		<u>5,684,385</u>	429,292	7.55%
				FY27	FY26	FY25 Actual		
		FY25 Fall ADM		Assessment	Assessment	Assessment		
	MUUSD 058A	608	37.58%	2,297,352	1,983,597	2,119,830		
	MUUSD 058B	712	44.00%	2,690,321	2,651,215	2,557,044		
	GMTCC	0	0.00%	0	0	0		
	CES	298	18.42%	1,126,005	1,049,573	1,096,349		
	Total LNSU Fund 100 Allocation	1,618	1	6,113,678	5,684,385	5,773,223		

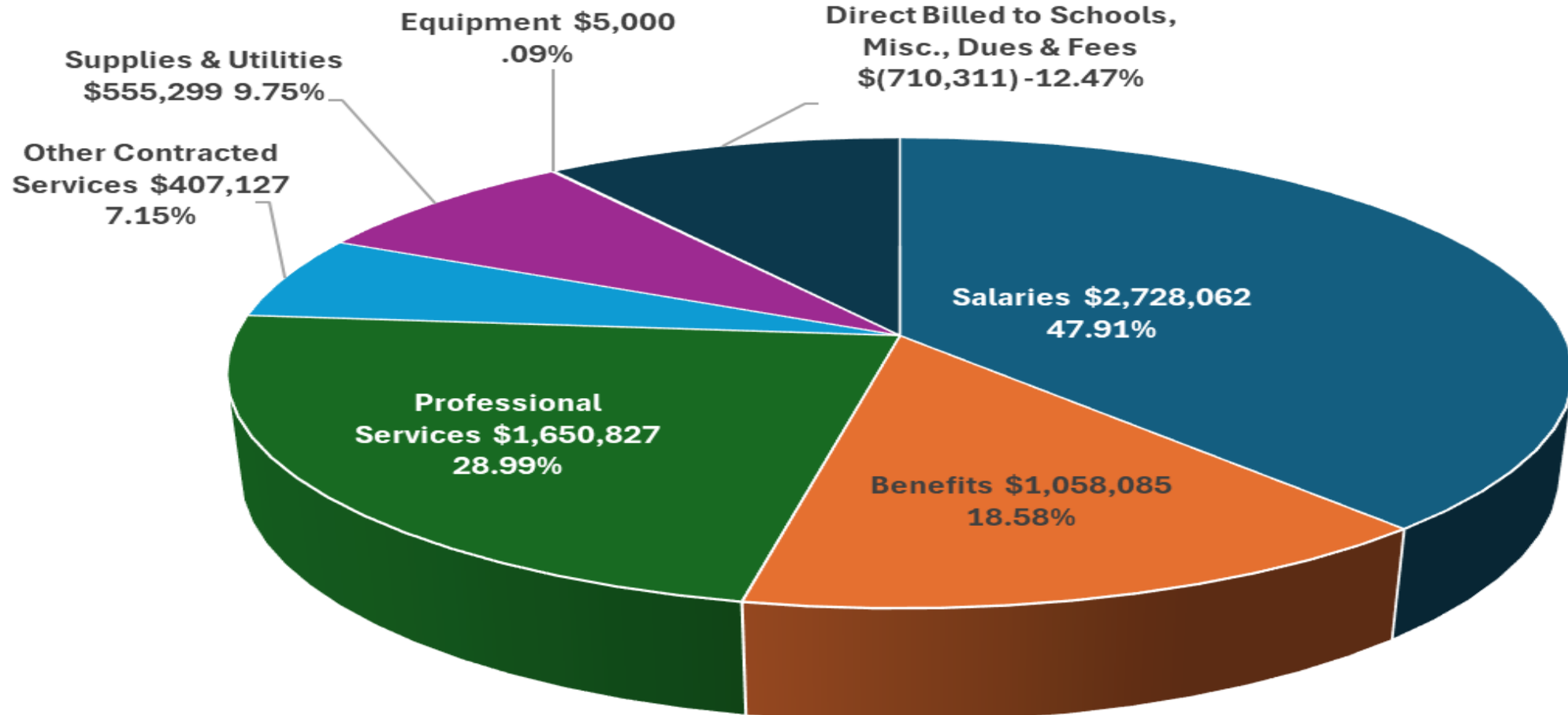
Motion:

Move to adopt the LNSU FY27 budget as presented.

**Lamoille North Supervisory Union
Preliminary FY27 Budgets
January 12, 2026**

General Education Expenses:						
Obj Desc	Voted Budget FY26	FY27 Proposed Budget	Difference Proposed to FY26	Percent Change	Percent Budget FY26	Percent Proposed FY27
Salaries & Wages	\$2,362,564.85	\$2,728,062.32	\$365,497.47	15.47%	46.74%	47.91%
Benefits	\$975,977.55	\$1,058,085.44	\$82,107.89	8.41%	19.31%	18.58%
Professional Services	\$1,514,537.93	\$1,650,827.00	\$136,289.07	9.00%	29.96%	28.99%
Other Contracted Services	\$457,593.97	\$407,126.51	-\$50,467.46	-11.03%	9.05%	7.15%
Supplies & Utilities	\$390,274.14	\$555,299.00	\$165,024.86	42.28%	7.72%	9.75%
Equipment	\$9,000.00	\$5,000.00	-\$4,000.00	-44.44%	0.18%	0.09%
Direct Billing (inc. Transportation), Misc. and	-\$655,306.58	-\$710,310.51	-\$55,003.93	8.39%	-12.96%	-12.47%
Grand Total	\$5,054,641.86	\$5,694,089.76	\$639,447.90	12.65%	100.00%	100.00%

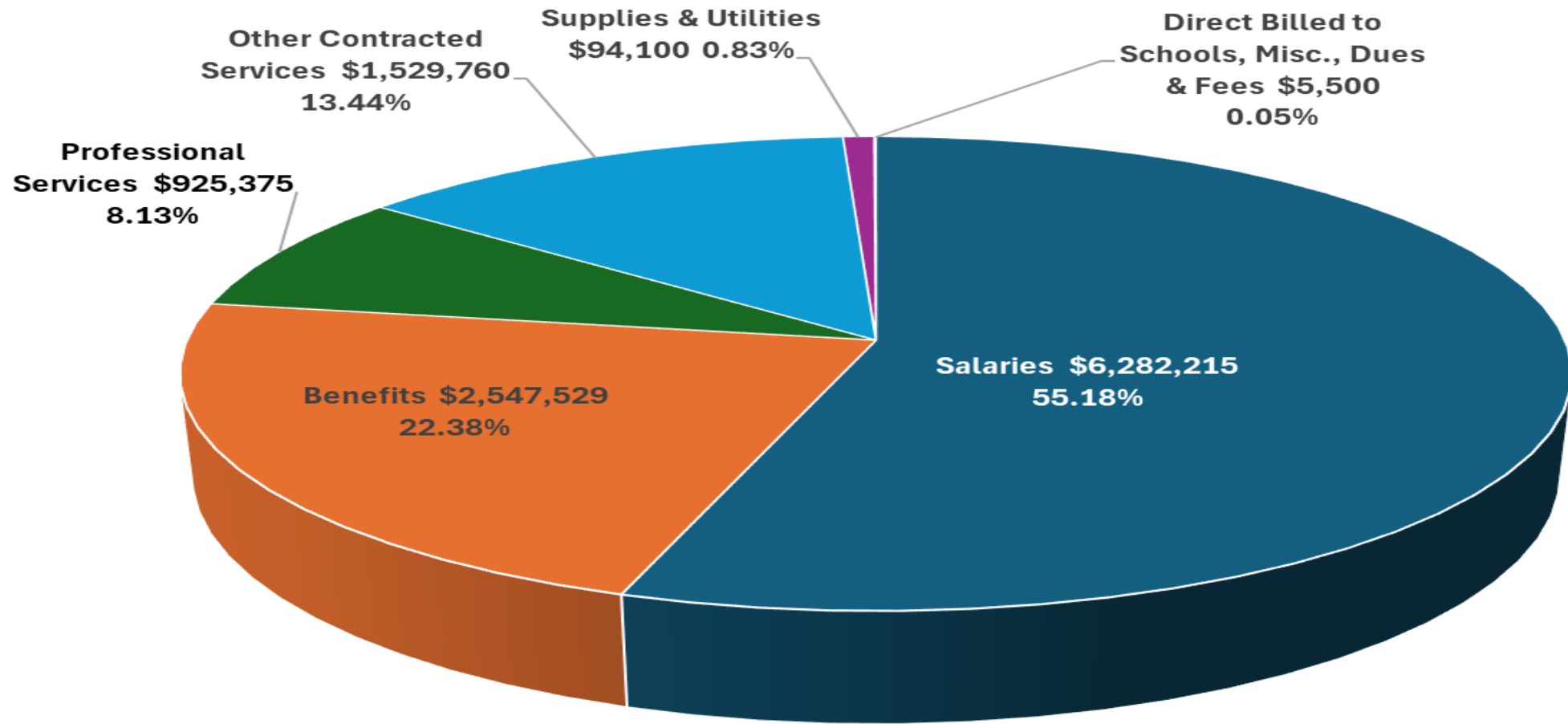
LNSU: FY27 Preliminary General Ed Budget



**Lamoille North Supervisory Union
Preliminary FY27 Budgets
January 12, 2026**

<u>Special Education Expenses:</u>						
Obj Desc	Voted Budget FY26	FY27 Proposed Budget	Difference Proposed to FY26	Percent Change	Percent Budget FY26	Percent Proposed FY27
Salaries & Wages	\$6,055,028.80	\$6,282,214.97	\$227,186.17	3.75%	59.07%	55.18%
Benefits	\$2,285,770.18	\$2,547,528.90	\$261,758.72	11.45%	22.30%	22.38%
Professional Services	\$611,946.00	\$925,375.00	\$313,429.00	51.22%	5.97%	8.13%
Other Contracted Services	\$1,170,309.00	\$1,529,760.00	\$359,451.00	30.71%	11.42%	13.44%
Supplies & Utilities	\$74,450.00	\$94,100.00	\$19,650.00	26.39%	0.73%	0.83%
Equipment	\$47,500.00	\$0.00	-\$47,500.00	-100.00%	0.46%	0.00%
Direct Billing, Misc., and Dues & Fees	\$6,200.00	\$5,500.00	-\$700.00	-11.29%	0.06%	0.05%
Grand Total	\$10,251,203.98	\$11,384,478.87	\$1,133,274.89	11.06%	100.00%	100.00%

LNSU: FY27 Preliminary Special Education Budget



**Lamoille North Supervisory Union
Projected Transportation FY2027
As of 1/12/26**

Loc	Description	Voted Budget FY25	Actual Expenses FY25	Voted Budget FY26	YTD FY26	FY27 Proposed Budget	Difference Proposed to FY26			
101 Total	Cambridge	\$475,525.36	\$396,873.51	\$513,042.16	\$340,772.87	\$467,294.68	-\$45,747.48	-8.92%		
102 Total	Eden	\$258,495.06	\$199,533.82	\$258,429.53	\$169,562.44	\$209,157.49	-\$49,272.04	-19.07%		
103 Total	Hyde Park	\$163,350.00	\$160,888.38	\$162,800.00	\$162,450.00	\$168,136.00	\$5,336.00	3.28%		
104 Total	Johnson	\$266,350.00	\$260,884.00	\$267,800.00	\$267,450.00	\$276,811.00	\$9,011.00	3.36%		
105 Total	Lamoille Union	\$709,350.00	\$665,205.45	\$719,550.00	\$672,301.10	\$698,142.00	-\$21,408.00	-2.98%		
106 Total	Waterville	\$128,350.00	\$133,744.00	\$128,250.00	\$127,211.30	\$139,888.00	\$11,638.00	9.07%		
401 Total	LNSU-Allocated	\$0.00	\$2,799.89	\$0.00	\$0.00	\$24,560.00	\$24,560.00			
	Grand Total	\$2,001,420.42	\$1,819,929.05	\$2,049,871.69	\$1,739,747.71	\$1,983,989.17	-\$65,882.52	-3.21%		
					Est State Revenue (based on FY25 Actuals)	FY25 Exp	\$ 861,206.88			
					CES	396,873.51	182,561.81			
					ECS	199,533.82	91,785.56			
					MUUSD A	555,516.38	255,537.53			
					MUUSD B	665,205.45	305,994.51			
[10/1 Enroll]	MUUSD-A[excluding PreK]		(based % of Exp)		1,817,129.16	861,206.88				
	[K-6]				55,059.70	FY25 Depreciation				
216.00	HPES		163,959.20		1,872,188.86					
154.00	JES		116,896.84							
63.00	WES		47,821.43							
					FY27 Budget	FY27 401 Allocation	Est. State Aid	Net Bill Back [2711]	Net Bill Back [2712]	Net Bill Back [2720]
					CES (101)	497,294.68	196,693.50	274,746.60		30,000.00
					ECS (102)	209,157.49	91,785.56	116,170.01		
					MUUSD A	584,835.00	255,537.53	328,677.47		
					MUUSD B	698,142.00	305,994.51	394,588.22	\$72,450.00	\$0.00
						1,989,429.17	850,011.10	1,114,182.30	72,450.00	30,000.00
						\$2,013,989.17				
					Wolcott [2712]:	\$72,450.00				
					CES: Monitors [2720]	\$30,000.00				

Lamoille North Modified Unified
Union School District
Preliminary FY27 Budget

Elementary & Secondary Schools
January 12, 2026

Key Considerations and Steps in FY26 Budget Development:

- Budget development process started in October with preliminary planning for the timeline and discussion of budget priority
 - Finance & Capital Committee (FCC) asked to hear from the community about investment priorities:
 - Budget Priority Survey – sent out to Lamoille North communities late September
 - Community Forum – November 10, the district hosted a forum for the community to review and discuss survey results
 - Priorities Identified by Community – 1) Instruction & Classroom Resources 2) Student Support Services 3) Co-Curricular Programing 4) School Safety
- Administrators developed budgets based on these priorities and the needs of their schools, and have landed with increases over the current year's budget of 4.5% -10.3%
- Administrators continue to build budgets utilizing class size analysis based on policy
- Budgets were shared with and reviewed by Finance and Capital Committee throughout the development process
- These budgets utilize 100% of available surpluses to hold Education Spending down
- Statewide Adjustment Factor is now in year two, so all related elements of the tax calculation have stabilized (no year-to-year adjustment needed)

Lamoille North Modified Unified Union School District

Elementary Schools

Preliminary FY27 Budgets

January 12, 2026

	<u>FY26</u>	<u>FY27</u>	<u>Change</u>	<u>% Change FY26 to FY27</u>	<u>% of Budget FY26</u>	<u>% of Budget FY27</u>
Revenues						
PY Surplus (\$418,274 available)	579,000	418,274	(160,726)	-27.76%	38.14%	21.52%
Interst	75,000	75,000	0	0.00%	4.94%	3.86%
Miscellaneous	39,000	20,000	(19,000)	-48.72%	2.57%	1.03%
State Catagorical Aid (ELL)	25,000	25,000	0			1.29%
Grants	800,048	1,405,762	605,714	75.71%	52.70%	72.31%
Total Revenues	1,518,048	1,944,036	425,988	-0.77%	98.35%	100.00%
Expenses						
General Education	14,571,943	15,913,641	1,341,698	9.21%	84.19%	80.73%
Special Education	2,020,739	2,392,901	372,162	18.42%	11.68%	12.14%
Grant Funded Services	715,048	1,405,762	690,714	96.60%	4.13%	7.13%
Total Expenses	17,307,730	19,712,304	2,404,574	13.89%	100.00%	100.00%
Education Spending	15,789,682	17,768,268	1,978,586	12.53%		

10.33% w/out grant spending included

Lamoille North Modified Unified Union School District

Elementary Schools

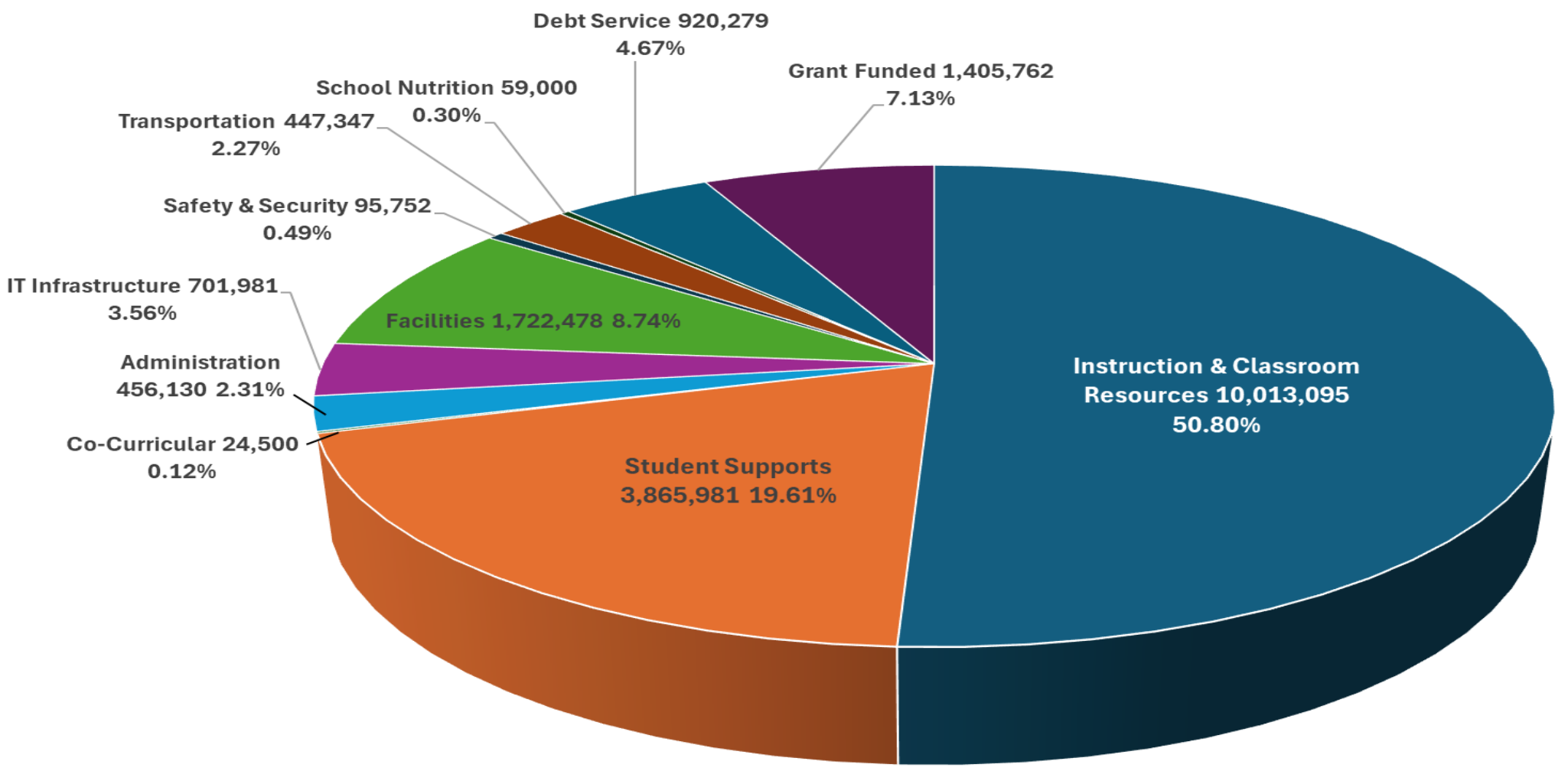
Preliminary FY27 Budgets

January 12, 2026

Expenses by Survey Category	Voted Budget FY26	YTD FY26	FY27 Proposed Budget	Difference Proposed to FY26	Percent Change	% of Budget FY26	% of Budget FY27
Instruction & Classroom Resources	9,085,446	8,155,751	10,013,095	927,649	10.21%	52.49%	50.80%
Student Supports	3,235,478	3,276,815	3,865,981	630,503	19.49%	18.69%	19.61%
Co-Curricular	28,500	0	24,500	(4,000)	-14.04%	0.16%	0.12%
Administration	365,069	791,853	456,130	91,060	24.94%	2.11%	2.31%
IT Infrastructure	707,732	386,452	701,981	(5,751)	-0.81%	4.09%	3.56%
Facilities	1,645,221	1,439,006	1,722,478	77,257	4.70%	9.51%	8.74%
Safety & Security	2,400	18,501	95,752	93,352	3889.39%	0.01%	0.49%
Transportation	501,643	408,555	447,347	(54,295)	-10.82%	2.90%	2.27%
School Nutrition	102,375	249,000	59,000	(43,375)	-42.37%	0.59%	0.30%
Debt Service	918,817	939,746	920,279	1,462	0.16%	5.31%	4.67%
Grant Funded (Instruction & Student Supports)	715,048	1,815,823	1,405,762	690,714	96.60%	4.13%	7.13%
MUUSD-A Total Expenses	17,307,730	17,481,502	19,712,304	2,404,575	13.89%	100.00%	100.00%

* 77.54% of the budget meets the top three priorities

MUUSD-A: FY27 Budget by Survey Catagory 1/12/26



Lamoille North Modified Unified Union School District
Middle & High Schools
Preliminary FY27 Budgets
January 12, 2026

	<u>FY26</u>	<u>FY27</u>	<u>Change</u>	<u>% Change FY26 to FY27</u>	<u>% of Budget FY26</u>	<u>% of Budget FY27</u>
<u>Revenues</u>						
PY Surplus (\$452,432 available)	215,824	452,432	236,608	109.63%	29.40%	23.95%
Interst	75,000	150,000	75,000	100.00%	10.22%	7.94%
Tuition	175,000	175,000	0		23.84%	9.27%
Miscellaneous	39,000	28,066	(10,934)	-28.04%	5.31%	1.49%
State Catagorical Aid (ELL)	50,000	50,000	0		6.81%	2.65%
Grants	179,292	1,033,322	854,030	476.33%	24.42%	54.71%
Total Revenues	734,116	1,888,820	1,154,704	157.29%	100.00%	100.00%
<u>Expenses</u>						
General Education	17,322,944	18,313,498	990,554	5.72%	85.81%	83.10%
Special Education	2,684,550	2,690,321	5,771	0.21%	13.30%	12.21%
Grant Funded Services	179,292	1,033,322	854,030	476.33%	0.89%	4.69%
Total Expenses	20,186,786	22,037,141	1,850,355	9.17%	100.00%	100.00%
Education Spending	19,452,670	20,148,321	695,651	3.58%		

4.54% w/out grant spending included

Lamoille North Modified Unified Union School District

Middle & High Schools

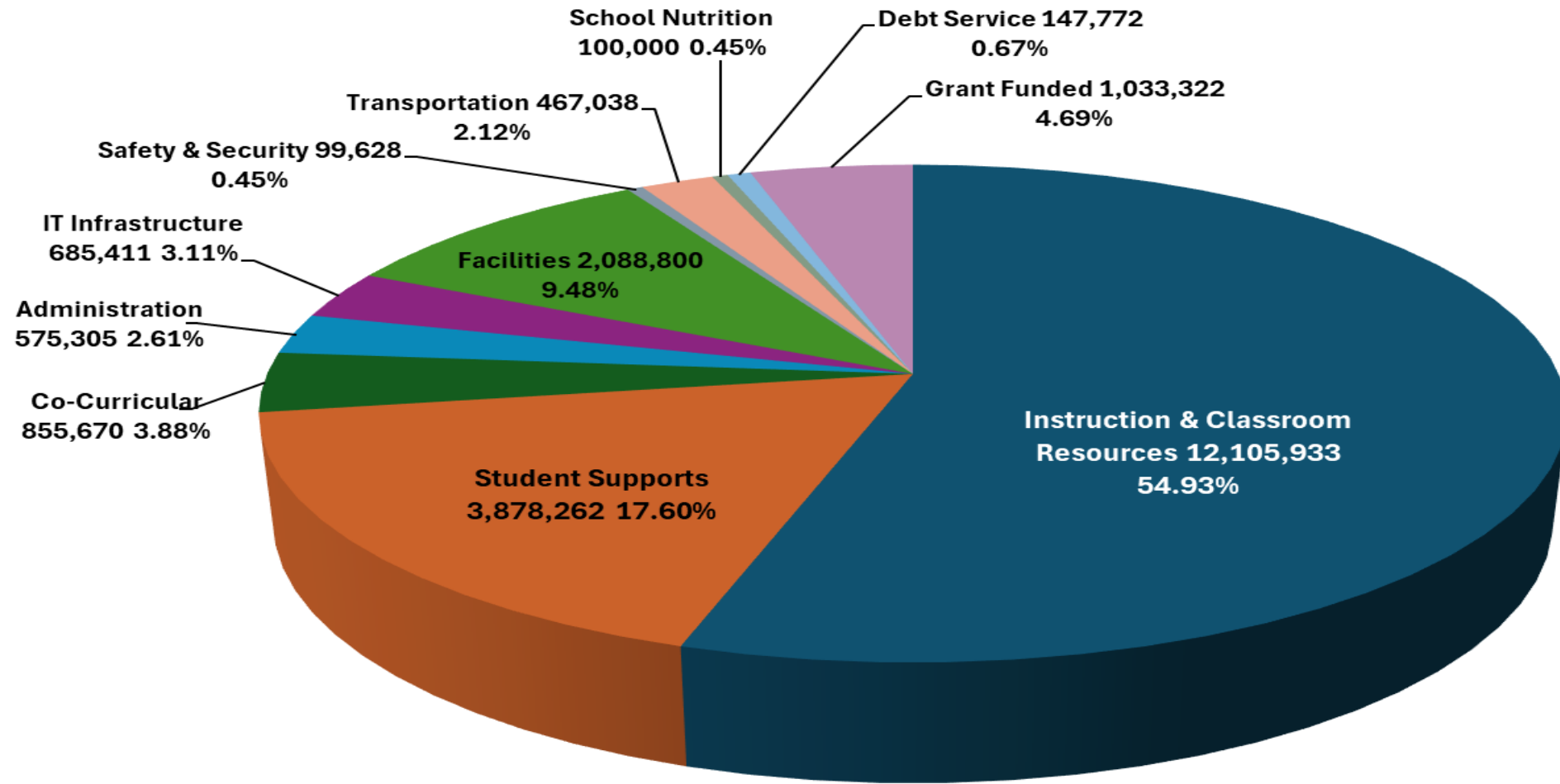
Preliminary FY27 Budgets

January 12, 2026

Expenses	Voted Budget FY26	YTD FY26	FY27 Proposed Budget	Difference Proposed to FY26	Percent Change	Percent of Total Budget FY26	Total Proposed FY27
Instruction & Classroom Resources	11,365,310.77	10,541,451.45	12,105,932.57	740,621.80	6.52%	56.30%	54.93%
Student Supports	3,863,059.72	3,796,556.86	3,878,262.20	15,202.48	0.39%	19.14%	17.60%
Co-Curricular	796,147.74	565,532.29	855,669.73	59,521.99	7.48%	3.94%	3.88%
Administration	482,202.88	1,066,765.54	575,305.31	93,102.43	19.31%	2.39%	2.61%
IT Infrastructure	586,411.87	410,713.48	685,411.22	98,999.35	16.88%	2.90%	3.11%
Facilities	2,142,153.38	1,688,035.36	2,088,799.88	(53,353.50)	-2.49%	10.61%	9.48%
Safety & Security	80,202.05	48,401.78	99,628.36	19,426.31	24.22%	0.40%	0.45%
Transportation	421,744.84	370,761.42	467,038.21	45,293.37	10.74%	2.09%	2.12%
School Nutrition	206,250.00	200,000.00	100,000.00	(106,250.00)	-51.52%	1.02%	0.45%
Debt Service	149,010.33	149,010.33	147,772.00	(1,238.33)	-0.83%	0.74%	0.67%
Grant Funded (Instruction & Student Supports)	94,292.00	496,004.00	1,033,322.00	939,030.00	995.87%	0.47%	4.69%
MUUSD-B Total Expenses	20,186,785.58	19,333,232.51	22,037,141.48	1,850,355.90	9.17%	100.00%	100.00%

*77.22% meets the top three priorities

MUUSD-B: FY27 Budget by Survey Category 1/12/26



LNMUUSD
Preliminary FY2027 Budget Tax Estimates
1/12/26 LTW ADM & Ed Spending

Statewide Adjustment [12/1/25]	70.00%	72.36%	
	Est FY27 Tax Rate	FY26 Tax Rate	
October 1 Count: Elementary	608	618	
Secondary	712	752	
← Currently discussions at State re: increasing the yield	1320	1370	
Property Yield Adjusted: 12/1/25 Tax Letter	8,849	8,596	2.94%
Income Yield Adjusted	12,154	12,172	
Homestead Base Rate	1.00%	1.00%	
State Income Rate	2.00%	2.00%	
Non-Residential Rate:	1.785	1.703	4.82%
Per Pupil Threshold	16,470	15,926	
CLA Adjusted [12/26/25]: Belvidere	96.00%	104.80%	-8.39%
Eden	89.00%	88.25%	0.85%
Hyde Park	76.00%	80.36%	-5.43%
Johnson	89.00%	95.04%	-6.35%
Waterville	117.00%	123.24%	-5.07%
Union School LTW ADM (all)	1547.81	1586.59	-2.44%
LTW ADM: MUUSD Elementary [v 12/31/25]	1156.51	1106.72	4.50%
MUUSD Secondary	1104.91	1151.35	-4.03%
FY27 LN MUUSD LT ADM	2,261.42	2,258.07	0.15%

<u>MUUSD Elementary Level</u>	<u>FY2027</u>	<u>FY2026</u>	<u>% Change per LTW ADM</u>
Gen Fund Expenses	14,957,476	13,903,160	
SU Assessment: General	1,051,714	705,925	
Special Ed	2,297,352	1,983,597	
Change in expenses: General	0		
Assessment: Gen	0		
Assessment: Sp Ed	0		
Grant Expenses:	1,405,762	715,048	
Surplus/Reserves Applied (\$418,274 avail 11.19.25)	(418,274)	(579,000)	
Change in reserves applied			
Grant Revenue:	(1,405,762)	(715,048)	
General Revenues	(120,000)	(224,000)	
Education Spending	17,768,268	15,789,682	12.53%
LTW ADM Pupils: Elementary [per AOE 12/20/24]	1,156.51	1,106.72	4.50%
Spending per LTW ADM for Tax	15,364	14,267	7.69%
÷ Yield	8,849	8,596	
Est Elementary Rate (to be prorated)	1.7362	1.6597	4.61%
District Tax Rate	1.7362	1.6597	
% of LNMUUSD LT ADM not in Union School	51.14%	49.01%	4.34%
Elementary Level Est Rate	0.8879	0.8135	9.15%

<u>MUUSD Union School Level</u>	<u>FY2027</u>		<u>FY2026</u>	<u>% Change per LT ADM</u>
Expenses	17,219,215	▼	16,583,006	
SU Assessment: General	1,094,284	▼	858,273	
Special Ed	2,690,321		2,651,215	
Change in expenses: General	0			
<i>Assessment: Gen</i>	0			
<i>Assessment: Sp Ed</i>	0			
Grant Expenses:	1,033,321		94,292	
Surplus/Reserves applied (\$452,432 avail 11.19.25)	(452,432)		(215,824)	
Change in Reserves Applied				
Grant Revenue:	(1,033,321)		(94,292)	
Revenues	(403,066)		(424,000)	
Education Spending	20,148,322		19,452,670	3.58%
LTW ADM Pupils: Secondary [per AOE 12/20/24]	1,547.81		1,586.59	-2.44%
Spending per LT ADM: Union School	13,017		12,261	6.17%
÷ Yield	8,849		8,596	
Est Equalized Homestead Rate Union School:	1.4710		1.4263	3.14%
District Tax Rate	1.4710		1.4263	
% of LNMUUSD LTW ADM in Union School	48.86%		50.99%	-4.18%
Union School Est Rate	0.7187		0.7273	-1.17%

<u>MUUSD Combined District Tax Rate</u>	<u>FY2027</u>	<u>FY2026</u>	
Elementary Level Est Rate	0.8879	0.8135	
Union School Level Est Rate	0.7187	0.7273	
FY 2027 Rate	1.6067	1.5407	4.28%
Change in Base Rate	0.0659		↓
Base Rate Change per \$100,000 Property Value	\$65.93		Decrease of 7.86% since FY25

FY27 Budget Notes:

- LT ADM changes of:
 - 4.50% growth at the elementary level
 - 4.03% decrease at the secondary level
- General fund budget increases, excluding grant spending, of:
 - 10.33% at the elementary level (2 year avg. change 4.82%)
 - 4.54% at the secondary level (2 year avg. change 2.03%)
- Instruction, Classroom Resources and Student Supports are 77% of both budgets
- Administrative costs sit at less than 3% of each budget
- Education spending increases of:
 - 12.53% at the elementary level
 - 3.58% at the secondary level
- Spending per LT ADM (per pupil) changes of:
 - 7.6% increase at the elementary level (2 year avg. 3.6%)
 - 6.17% increase at the secondary level (2 year avg. 3.5%)
- District tax rate increase of 4.28% FY26 – FY27 (decrease of 7.86% since FY25)

FY27 Budget Notes (cont.):

- 4.28% increase to the district rate = 6.59 cent increase, before Common Level of Appraisal at each town, or:
 - ✓ \$65.93 increase per \$100,000 of property
 - ✓ \$131.86 increase per \$200,000
 - ✓ \$173.33 per \$250,000
 - ✓ \$329.65 per \$500,000

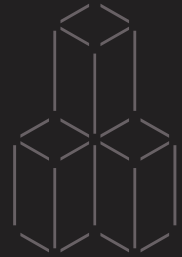
- NOTE:
 - ❖ \$100 per pupil reduction to the elementary budget (\$115,651 total) would move the following estimated town tax rates between \$4.94 - \$7.60 per \$100,000 home
 - ❖ \$100 increase to the yield could move the town tax rates between \$15.34 – 23.62 per \$100,000 home

FY27 CLA Adjusted [12.1.25]: Belvidere	96.00%		104.80%
Eden	89.00%		88.25%
Hyde Park	76.00%		80.36%
Johnson	89.00%		95.04%
Waterville	117.00%		123.24%
Est Town Rate FY27: Belvidere	1.6736		1.4702
Eden	1.8052		1.7458
Hyde Park	2.1140		1.9172
Johnson	1.8052		1.6212
Waterville	1.3732		1.2501
Town Rate Change FY27:			Change per \$100,000 of property
Belvidere	0.2034	13.83%	203.38
Eden	0.0594	3.40%	59.43
Hyde Park	0.1968	10.26%	196.79
Johnson	0.1841	11.35%	184.07
Waterville	0.1231	9.85%	123.08

Motion:

Move to adopt the LNMUUSD FY27 elementary and secondary budgets as presented.

FY27 Green Mountain Tech Budget Overview



**FY27 Total
Expense
Budget**
\$4,368,392

**Net Increase
Over FY26
(7.9%)**
\$322,622

**Proposed
Per-Pupil
Tuition**
\$13,356

**Tuition
Increase Over
FY26 (<1%)**
\$36.69

Last Year Average: **128**
Current 6 Semester Average:
139

Enrollment growth is now
consistent and sustained ,
not episodic.



✔ Sustained enrollment growth
across the last three semesters



✔ Average participation increased by
11 students year-over-year

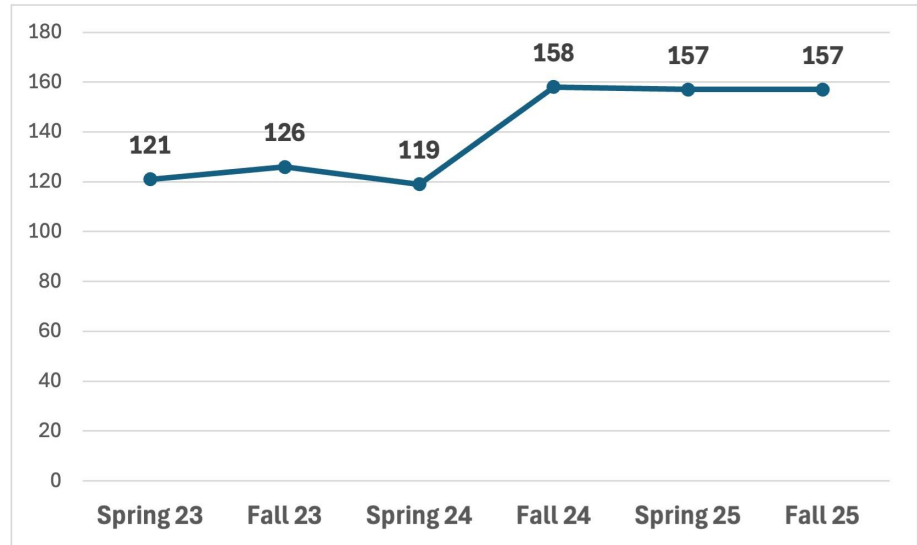


✔ Growth helps stabilize per-pupil
tuition and absorb fixed program
costs

Enrollment Trend (ADM / Participation)

ADM / Participation Over Semesters

Tracking student participation from Spring 2023 to Fall 2025



Primary Drivers of the FY27 Increase

Cost Category	Amount
Salaries	\$146,119
Benefits	\$75,387
SU Assessment	\$90,000
Maintenance, IT, Supplies	\$77,337

Salary & Benefits: Structural, Not Discretionary

Salary Growth

LNSU master agreement includes an average **\$5,000 salary increase** for FY27.

Health Insurance

Health insurance projected to increase **10-11%**.

Engineering Instructor Transition

52% of salary & benefit growth is attributable to the Engineering Instructor. Previously grant-funded; position already approved and operational.

This represents a **funding transition**, not new staffing.

Tuition Impact and Fiscal Stewardship



Fund Balance Application

FY25 fund balance of **\$67,478** applied to FY27 revenue.
Application of fund balance reduces tuition pressure.

Without This Offset

Tuition would increase by **\$549** per pupil .

Result

  Tuition held under a **1% increase** despite a **7.9% rise** in expenses.

Summary: Why This Budget Works

- Supports **sustained enrollment growth**
- Meets **contractual and operational obligations**
- Maintains **program quality** and staffing continuity
- Minimizes **tuition impact** on sending districts

*This budget balances **fiscal responsibility** with **program stability**.*



Board Action Requested

Motion:

Approve the FY27 Green Mountain Tech budget as presented, including the per-pupil tuition rate of **\$13,356** .

Thank you for your continued support of **Green Mountain Tech** .

