Regular Meeting
Monday, January 12, 2026 6:00 PM Mountain

Central Service Building
2102 Wagner Street
Strasburg, CO 80136

Diana Elliott:	Present
Gema Gomez:	Present
Michael Marrero:	Present
Mary O'Malley:	Present
Courtney Vance:	Present

Present: 5.

I. Opening of Meeting

I.a. Roll Call

I.b. Pledge of Allegiance

I.c. Adoption of the Minutes

I recommend we approve the minutes as presented. This motion, made by Diana Elliott and seconded by Mary O'Malley, Carried.
Diana Elliott: Yea, Gema Gomez: Yea, Michael Marrero: Yea, Mary O'Malley: Yea, Courtney Vance: Yea
Yea: 5, Nay: 0

I.d. Adoption of the Agenda

I recommend we approve the agenda as presented. This motion, made by Mary O'Malley and seconded by Diana Elliott, Carried.
Diana Elliott: Yea, Gema Gomez: Yea, Michael Marrero: Yea, Mary O'Malley: Yea, Courtney Vance: Yea
Yea: 5, Nay: 0

I.e. Land Acknowledgment

I.f. Board of Education Norms

II. Celebrations

II.a. Honor Band/Choir

The Board recognized secondary students who participated in Honor Choir and Honor Band.
Hempill Middle School Choir Teacher Tammy Hart shared that, for the first time in several years, Hemphill Middle School students participated in the Eastern Colorado Middle School Honor Choir in November. Eight students auditioned and were accepted into the ensemble, rehearsing under experienced conductors and performing as part of a choir of more than 100 students from across eastern Colorado. Students recognized included Sadie Hart, Avery Keyword, Kyle Hardy, Abby Nuño, and Olivia Torres. Ms. Hart expressed pride in the students' accomplishments and appreciation for district and community support of the performing arts.
Strasburg High School Band Teacher John Ricks recognized students who earned placements in Honor Band. Josh Handy was recognized for earning first chair, a significant honor. Additional students recognized included Jayden Lind, Jaxon Penland, Ivan Heater, Laura Chance, and Charlotte

Kinghorn, along with other students who earned alternate positions. Mr. Ricks noted the students performed challenging music and had the opportunity to work with directors and collegiate-level instructors from across the state.

The Board thanked the teachers and students for representing the district and highlighted the importance of celebrating student achievements beyond athletics.

III. Public Participation/General

There was no public participation.

IV. Old Business

IV.a. CASB Debrief

Board members and district leadership shared reflections from the Colorado Association of School Boards (CASB) Annual Conference attended in December.

Board members highlighted the value of sessions focused on effective boardmanship, legal responsibilities, governance, and leadership, noting the conference provided a strong foundation—particularly for newer board members. Several members emphasized the benefit of networking with other districts and learning from practices already in place across the state.

Key themes discussed included:

- Student leadership and engagement, including student board members and student advisory councils. The Board noted the positive experience of Strasburg students attending the conference and the value of expanding student leadership opportunities within the district.
- Family and community engagement, with emphasis on moving from discussion to action and strengthening partnerships among families, staff, and the broader community.
- Strategic planning, with recognition that Strasburg's strategic plan and ongoing work sessions were frequently cited as strengths by other districts.
- Board effectiveness, including the importance of work sessions, collaboration, and continuous improvement.
- Cell phone policy, which will be explored further in a future work session.
- School finance communication, including improving transparency and understanding of district finances for the entire community, not just families with students enrolled.

Board members and administration expressed appreciation for the opportunity to attend CASB and emphasized the importance of applying lessons learned as the district moves forward.

V. New Business

There was no new business.

VI. Board Reports/Discussion

VI.a. Board Feedback

The Board shared positive feedback received from a community member regarding several Strasburg students who demonstrated kindness and sportsmanship while attending a Denver Broncos game. The email highlighted the students' willingness to help a young child have a memorable experience, reflecting positively on the district and its students.

VI.b. Legislative and Colorado Association of School Boards

Diana provided a legislative update, noting that the 2026 Colorado legislative session opens on January 14. She shared that the upcoming session is expected to be challenging due to budget constraints and changes in legislative membership. She will attend an upcoming Legislative Resolution Advisory Council (LRAC) meeting and provide additional updates as information becomes available.

Diana also shared CASB-related updates, highlighting the value of the recent CASB Annual Conference, including opportunities for professional development and board team building. She noted that CASB conferences support effective collaboration and informed decision-making among board members.

Information was shared regarding CASB's Winter Legislative Kickoff and Visit the Capitol Day, which includes meetings with legislators, educational sessions, and networking opportunities. Board members were encouraged to consider attending if interested.

VI.c. District Accountability Committee

Vennessia provided an update from the District Accountability Committee (DAC) meeting. Discussion focused on increasing parent and community participation, particularly related to the upcoming 5 Essentials Survey, and exploring strategies to encourage broader engagement beyond traditional participation methods.

The committee also reviewed district financial information, with a budget presentation provided by administration.

VI.d. East Central Board of Cooperative Educational Services

Diana provided an update on East Central BOCES activities, noting that work has been underway on the current Executive Director's evaluation as he completes his term through June 30. She shared that the Board has also begun the process of hiring a new Executive Director, with four applicants identified and interviews scheduled.

Diana reported that a special focus meeting is scheduled for January 28, during which the evaluation will be presented and, if appropriate, approval of a new Executive Director will be considered.

VI.e. Chamber of Commerce

An update was provided regarding the upcoming Chamber of Commerce Lunch and Learn scheduled for January 21 at May Farms. The featured presentation will be by the Ag and Food Lab from Bennett, with a focus on building a sustainable future for local food systems. Lunch will be provided. It was noted that Chamber activities have otherwise been relatively quiet as the community transitions out of the holiday season.

VII. Superintendent Report/Discussion

VII.a. Building Updates

- Strasburg Elementary School
  https://docs.google.com/presentation/d/19qWTeI99_pC3VemiLWgNM50k2s_jE6f2SGvc8bBz6cA/edit?usp=sharing
- Hemphill Middle School

- SHS
- PCHS

Elementary School

Elementary Principal Mr. Schiller shared mid-year academic results and student engagement updates. Mid-year diagnostic data indicated students are on pace to meet or exceed expected annual growth in both reading and math, with notable reductions in students identified as at-risk. Strengths were observed in foundational reading skills, with continued focus planned on vocabulary, comprehension, and math stamina. Mr. Schiller also highlighted recent student activities, recognition events, and upcoming family engagement opportunities, including Family Fitness Night and Reading Glow and Grow Night.

Middle School

Middle School Principal Mrs. Kitzman provided an update on academic progress, culture, and instructional focus. Mid-year diagnostic data revealed areas of growth as well as areas requiring targeted intervention in reading and math. The school has expanded WIN classes, implemented targeted small-group instruction, and added supports for English Language Learners. Staff continue to collaborate through Professional Learning Communities to review data and align instruction. Additional highlights included staff and student recognition programs, community partnerships, upcoming student activities, and continued communication with families.

High School

High School Principal Mr. Andrews reported a positive start to second semester, noting strong staff and student engagement. Professional learning efforts have shifted toward PSAT and SAT readiness, including staff participation in assessment modules to inform instructional planning. Emphasis is being placed on vocabulary development and cross-curricular reading strategies. Mr. Andrews also shared updates on student supports, staff recognition initiatives, family communication efforts regarding academic progress, and a variety of upcoming academic, career, and extracurricular events.

Prairie Creek High School (PCHS)

Prairie Creek High School Principal Mr. Winter shared updates on student progress and enrollment. Eight students completed graduation requirements at the end of the semester, with additional students anticipated to graduate later in the year. Enrollment adjustments were noted, along with ongoing outreach to partner districts. Mr. Winter also highlighted upcoming student experiences and plans for a strategic plan-focused workshop involving staff, students, and community members.

VII.b. Fiscal Updates

Chief Financial Officer Nancy Taylor provided a fiscal update and reviewed the 2025 audit and the revised 2024-25 budget.

Mrs. Taylor reported that the 2025 audit was finalized over winter break with no findings. The audit documentation is included in the board packet.

Mrs. Taylor explained that, following October student count, the district is required to approve a revised budget by January 31. October count reflected 1,090 funded students; however, due to the state's multi-year averaging method, the district is funded at 1,100.5 students based on the four-year average. She noted that the district's enrollment remains relatively stable compared to statewide trends and that future budgeting will account for the eventual loss of the highest enrollment year from the averaging calculation.

Mrs. Taylor reviewed the revised budget highlights, including:

- A reduction in mill levy collections following Board action in December, resulting in lower tax collections for bond repayment.
- Use of $130,100 from the Bond Fund balance to support debt repayment, which allows for reduced tax collections while maintaining financial stability.
- A General Fund balance of approximately $4.3 million, representing about 28% reserves, which remains well above the Board's minimum reserve target.
- A finalized audit resulting in an increase to fund balance, largely due to unanticipated revenues, including special education reimbursements.
- Shifts in revenue sources between local property taxes and state equalization, with no significant overall impact.
- Cost savings in employee benefits and insurance, following changes to health insurance funding and finalized insurance premiums.
- Identification of approximately $180,000 in available funds due to cost savings, which will be discussed further at a future work session.

Mrs. Taylor also reviewed other district funds, including Food Service, Pupil Activity, Bond, Building, and Capital Funds, noting no significant changes. She reported that the 2012 bond was fully paid off in December, leaving only the remaining bond repayment schedule moving forward.

Board members thanked Mrs. Taylor for her thorough and transparent reporting and emphasized the importance of continued fiscal planning and community transparency.

VII.b.i. 2025 Audit

VII.b.ii. 2025-2026 Revised Budget

VII.c. PIE Night

The Superintendent shared a reminder regarding the upcoming Partners in Education (PIE) Night scheduled for Thursday at 6:00 p.m. in the middle school cafeteria. Dinner, dessert, and childcare will be provided.

The discussion will focus primarily on reviewing cell phone policy practices from other school districts and gathering community input to inform a future Board work session. A portion of the evening will also include discussion on career cluster pathways and course offerings, building on recent student feedback and an upcoming parent survey. It was noted that the event is designed to be interactive and in-person.

VII.d. Policy Updates

VIII. Adoption of Consent Agenda

I recommend we approve the consent agenda as presented. This motion, made by Mary O'Malley and seconded by Diana Elliott, Carried.

Diana Elliott: Yea, Gema Gomez: Yea, Michael Marrero: Yea, Mary O'Malley:

Yea, Courtney Vance: Yea
Yea: 5, Nay: 0

VIII.a. Personnel Matters Contract/Letter of Assignments – New Hires/Renewals

VIII.b. Personnel Matters Contract/Letter of Assignments – Reassignments

VIII.c. Personnel Matters Contract/Letter of Assignments – Terminations/Resignations/Non-Renewals

- Monique Bradshaw

VIII.d.

VIII.e. Substitute List

VIII.f. Adoption of 2025-2026 Revised Budget

VIII.g. Policy Updates

VIII.g.i. Policy ADA

IX. Calendar Review

IX.a. Meeting Times and Dates Review

IX.b. Future Agenda Topics

X. Adjournment

Recommend the Board adjourn the meeting at 7:42 p.m. This motion, made by Diana Elliott and seconded by Mary O'Malley, Carried.
Diana Elliott: Yea, Gema Gomez: Yea, Michael Marrero: Yea, Mary O'Malley: Yea, Courtney Vance: Yea
Yea: 5, Nay: 0

Regular Meeting
Monday, December 8, 2025 6:00 PM Mountain

Central Service Building
2102 Wagner Street
Strasburg, CO 80136

Diana Elliott:	Present
Gema Gomez:	Present
Daymon Johnson:	Present
Michael Marrero:	Present
Mary O'Malley:	Present
Courtney Vance:	Present

Present: 6.

I. Opening of Meeting

I.a. Roll Call

I.b. Pledge of Allegiance

I.c. Adoption of the Minutes

I recommend we approve the minutes as presented. This motion, made by Mary O'Malley and seconded by Diana Elliott, Carried.
Diana Elliott: Yea, Gema Gomez: Yea, Michael Marrero: Yea, Mary O'Malley: Yea, Courtney Vance: Yea
Yea: 5, Nay: 0

I.d. Adoption of the Agenda

I recommend we approve the agenda as presented. This motion, made by Mary O'Malley and seconded by Daymon Johnson, Carried.
Diana Elliott: Yea, Gema Gomez: Yea, Daymon Johnson: Yea, Michael Marrero: Yea, Mary O'Malley: Yea, Courtney Vance: Yea
Yea: 6, Nay: 0

I.d.i. Moment of Silence

A moment of silence was observed in honor of Gavin.

I.e. Land Acknowledgment

I.f. Board of Education Norms

II. Swearing In of The New Board

Courtney Vance and Gema Gomez were sworn in and took the Oath of Office as members of the Board of Education.

II.a. Board Elections

The Board conducted annual elections for Board officer positions. Elections were conducted by show of hands.

The following officers were elected:

- **President:** Michael Marrero
- **Vice President:** Diana Elliott
- **Second Vice President:** Mary O'Malley
- **Treasurer:** Gema Gomez
- **Secretary:** Courtney Vance

All votes were unanimous.

II.b. Change Signers on Checking Account
Change Signers on Checking Account. This motion, made by Diana Elliott and seconded by Mary O'Malley, Carried.
Diana Elliott: Yea, Gema Gomez: Yea, Michael Marrero: Yea, Mary O'Malley: Yea, Courtney Vance: Yea
Yea: 5, Nay: 0

III. Celebrations

III.a. Foundation Game
Superintendent Kelle Bongard recognized and celebrated the Strasburg community for its support of Kevin Hemphill. She shared an update regarding a recent basketball fundraiser, with proceeds benefiting Mr. Hemphill and his family, and expressed appreciation for the collective efforts of students, staff, and the community.

IV. Public Participation/General
No Public Participation At This Time

V. Old Business

V.a. Healthy Kids Colorado Survey
Superintendent Kelle Bongard provided an update on the Healthy Kids Colorado Survey. She shared that high school students will participate in the anonymous, state-wide survey, families have been informed, and opt-out options are available. Results will be received later in the school year and will help inform future student support planning.

V.b. SAFER Grant
Superintendent Kelle Bongard provided an update on the SAFER Grant, awarded through East Central BOCES, which enhances district radio communication and safety systems. Gregory Keasling provided an overview of the implementation of the interoperable radio system, ongoing training, and collaboration with local public safety partners to improve school safety and emergency response.

V.c. Superintendent Mid Year Evaluation
The Board conducted a mid-year evaluation of Superintendent Kelle Bongard. Board members completed a collaborative feedback process, and the results were shared with the Superintendent. The Board expressed appreciation for her performance to date and discussed the value of ongoing goal-based feedback.

VI. New Business
No New Business

VII. Board Reports/Discussion

VII.a. Board Feedback
The Board reported that no substantive feedback had been received since the previous meeting. One submission received through the Board feedback form was identified as a solicitation for services and was referred to the Superintendent for review.

VII.b. Legislative and Colorado Association of School Boards

Legislative Update
The Board received an update on current legislative activity, including potential impacts related to state tax policy, school finance discussions, and upcoming actions by the Joint Budget Committee. No action was taken.

CASB Update
The Board received an update regarding the upcoming Colorado Association of School Boards (CASB) conference, including registration procedures, conference logistics, and opportunities for professional development and participation in the CASB business meeting.

VII.c. District Accountability Committee
The Board received an update from the District Accountability Committee (DAC). It was noted that Courtney Vance will assume the Board representative role for DAC. An update was provided regarding recent DAC discussions focused on family and community engagement, including priorities related to improving website usability and strengthening alignment between school-level and district accountability efforts.

VII.d. East Central Board of Cooperative Educational Services
The Board received an update regarding East Central BOCES, including the upcoming evaluation of the Executive Director and the timeline for the hiring process of a new Executive Director. It was noted that application screening and interviews will occur in January, with final action anticipated at the January ECBOCES Board meeting.

VII.e. Chamber of Commerce
The Board received an update regarding the Strasburg Chamber of Commerce. It was reported that new officers have been elected, with terms beginning January 1, 2026. The Board representative role will transition to Gema Gomez moving forward. No additional Chamber activities were reported.

VIII. Superintendent Report/Discussion

VIII.a. Building Updates

Elementary School

An update was provided on elementary academic progress, noting that students are completing the i-Ready mid-year diagnostic with promising growth indicators. Full mid-year data will be shared with the Board in January.

The Board was informed of recent community-building activities, including a well-attended Thanksgiving meal involving students, staff, and volunteers. Upcoming events were highlighted, including the second and fourth grade and choir holiday showcase, Culture Night featuring student learning presentations, a mid-year House Cup celebration, and classroom holiday celebrations.

Middle School

The Board received an update on middle school academic initiatives, including progress monitoring through LEAD180 and professional development for reading staff. Adjustments to instructional groupings for the second semester will be informed by assessment data.

Updates were also shared regarding school culture activities, staff engagement efforts, upcoming concerts, and student involvement in collaborative projects, including gifted and talented programming and theater technology improvements.

High School

An update was provided regarding recent high school activities, including upcoming performing arts concerts. The Board was informed of ongoing efforts to support students and staff, with appreciation expressed for collaboration and care shown by school and district teams during recent events.

Prairie Creek

The Board received an update on Prairie Creek programming, including progress toward i-Ready assessments and end-of-semester finals. It was noted that several students are anticipated to complete graduation requirements at the semester, with plans to participate in spring commencement ceremonies.

VIII.b. Fiscal Updates

- Final Mill Levy Certification

The Board received an update on the final mill levy certification. It was noted that the certification is consistent with information previously shared. No action was required.

VIII.c. Policy Updates

VIII.c.i. Policy IJ (Instructional Materials Selection and Adoption)

VIII.c.ii. Policy IJL (Library Resource Selection Adoption and Reconsideration)

VIII.c.iii. Policy ADA (School District Educational Objectives)

IX. Adoption of Consent Agenda
Adoption of Consent Agenda. This motion, made by Diana Elliott and seconded by Mary O'Malley, Carried.
Daymon Johnson: Absent, Diana Elliott: Yea, Gema Gomez: Yea, Michael Marrero: Yea, Mary O'Malley: Yea, Courtney Vance: Yea
Yea: 5, Nay: 0, Absent: 1

IX.a. Personnel Matters Contract/Letter of Assignments – New Hires/Renewals

IX.b. Personnel Matters Contract/Letter of Assignments – Reassignments

IX.c. Personnel Matters Contract/Letter of Assignments – Terminations/Resignations/Non-Renewals

IX.d. Substitute List

IX.e. Winter Coaching Assignments

IX.f. Policy Updates

IX.f.i. Policy IJ (Instructional Materials Selection and Adoption)

IX.f.ii. Policy IJL (Library Resource Selection adoption and Reconsideration)

IX.g. Final Mill Levy Certification

X. Calendar Review

X.a. Meeting Times and Dates Review

X.a.i.
Dec 10-13 - CASB Conference
January 12th - Regular Board Meeting

X.b. Future Agenda Topics

XI. Adjournment
Recommend the Board adjourn the meeting at 7:11 p.m. This motion, made by Gema Gomez and seconded by Mary O'Malley, Carried.
Diana Elliott: Yea, Gema Gomez: Yea, Daymon Johnson: Yea, Michael Marrero: Yea, Mary O'Malley: Yea, Courtney Vance: Yea
Yea: 6, Nay: 0

THE STRASBURG SCHOOL DISTRICT RESPECTFULLY ACKNOWLEDGES THAT THE LAND ON WHICH WE GATHER AND LEARN IS THE TRADITIONAL AND ANCESTRAL HOMELANDS OF THE NORTHERN ARAPAHO AND CHEYENNE PEOPLE.

WE ARE COMMITTED TO GROWING AND DEEPENING OUR RELATIONSHIP WITH THE VIBRANT INDIGENOUS COMMUNITIES WHO CONTINUE TO THRIVE AND UPHOLD THEIR SACRED RELATION TO THIS LAND. WE EXTEND OUR RESPECT TO THE ELDERS OF THE PAST, THE PRESENT, AND FUTURE.

Strasburg School District 31J

Policy:	File:
Board of Education Norms	BEN
Adopted:	Revision:
	September 2025

Board of Education Team Norms

Accountability to the Board and the Community:

- We communicate with respect, transparency, and openness, especially in challenging situations, while considering the appropriate context for feedback.
- We actively listen and engage with objectivity and without personal bias, ensuring that all voices are heard and respected.
- We support and promote board decisions collectively, address concerns directly with the involved individuals, and maintain mutual respect.

Commitment to the District's Strategic Plan:

- We embrace the school mission and advocate for all students, prioritizing the greater good of the district over personal agendas.
- We approach every issue with the same level of focus and dedication, believing in the potential of all students to achieve academic success.

Effective and Productive Meetings:

- We prioritize and attend all meetings consistently by being prepared, arriving ready to actively engage, contribute, and accomplish the work of the board, while staying focused, using time efficiently, and starting and ending on time.
- We ensure everyone has a voice and promote balanced discussions, ending each meeting with clear action items, timelines, and owners
- We adhere to established norms, speak up when deviations occur, and strive to make our meetings a space for meaningful and respectful dialogue.

STRASBURG SCHOOL DISTRICT 31-J
STRASBURG, COLORADO

FINANCIAL STATEMENTS
AND THE INDEPENDENT AUDITOR'S REPORT

FOR THE FISCAL YEAR ENDED
JUNE 30, 2025

STRASBURG SCHOOL DISTRICT 31-J
TABLE OF CONTENTS
June 30, 2025

FINANCIAL SECTION

Independent Auditor's Report 1

Management's Discussion and Analysis i

Basic Financial Statements

Government-wide Financial Statements
Statement of Net Position 4
Statement of Activities 5

Governmental Funds Financial Statements
Balance Sheet 6
Reconciliation of the Balance Sheet of Governmental Funds to the Statement of Net Position 8
Statement of Revenues, Expenditures and Changes in Fund Balances 9
Reconciliation of the Statement of Revenues, Expenditures and Changes in Fund Balances of Governmental Funds to the Statement of Activities 11

Notes to the Financial Statements 12

Required Supplementary Information

Budgetary Comparison Schedule – General Fund 36
Schedule of Proportionate Share of the Net Pension Liability and Contributions 37
Schedule of Proportionate Share of the Net OPEB Liability and Contributions 39
Notes to the Required Supplementary Information 41

Combining and Individual Fund Statements and Budgetary Comparison Schedules

Combining Balance Sheet - Nonmajor Governmental Funds 43
Combining Statement of Revenues, Expenditures and Changes in Fund Balances – Nonmajor Governmental Funds 44

Budgetary Comparison Schedules
Food Service Fund 45
Student Activity Fund 46
Debt Service Fund 47
Building Fund 48
Capital Reserve Fund 49

COMPLIANCE SECTION

State Compliance

Auditor's Integrity Report 50

DMC
AUDITING AND CONSULTING, LLC
(720) 422-1352
DCHERNYAK@DMCCPAS.NET

INDEPENDENT AUDITOR'S REPORT

Board of Education
Strasburg School District 31-J
Strasburg, Colorado

Report on the Audit of the Financial Statements

Opinions

We have audited the accompanying financial statements of the governmental activities, each major fund, and the aggregate remaining fund information of the Strasburg School District 31-J (the District) as of and for the year ended June 30, 2025, and the related notes to the financial statements, which collectively comprise the basic financial statements of the District, as listed in the table of contents.

In our opinion, the financial statements referred to above present fairly, in all material respects, the respective financial position of the governmental activities, each major fund, and the aggregate remaining fund information of the District as of June 30, 2025, and the respective changes in financial position, for the year then ended in accordance with accounting principles generally accepted in the United States of America.

Basis of Opinions

We conducted our audit in accordance with auditing standards generally accepted in the United States of America (GAAS). Our responsibilities under those standards are further described in the Auditor's Responsibilities for the Audit of the Financial Statements section of our report. We are required to be independent of the District and to meet our other ethical responsibilities, in accordance with the relevant ethical requirements relating to our audit. We believe that the audit evidence we have obtained is sufficient and appropriate to provide a basis for our audit opinions.

Responsibilities of Management for the Financial Statements

Management is responsible for the preparation and fair presentation of these financial statements in accordance with accounting principles generally accepted in the United States of America; and for the design, implementation, and maintenance of internal control relevant to the preparation and fair presentation of financial statements that are free from material misstatement, whether due to fraud or error.

In preparing the financial statements, management is required to evaluate whether there are conditions or events, considered in the aggregate, that raise substantial doubt about the District's ability to continue as a going concern for twelve months beyond the financial statement date, including any currently known information that may raise substantial doubt shortly thereafter.

Auditor's Responsibilities for the Audit of the Financial Statements

Our objectives are to obtain reasonable assurance about whether the financial statements as a whole are free from material misstatement, whether due to fraud or error, and to issue an auditor's report that includes our opinions. Reasonable assurance is a high level of assurance but is not absolute assurance and therefore is not a guarantee that an audit conducted in accordance with GAAS will always detect a material misstatement when it exists. The risk of not detecting a material misstatement resulting from fraud is higher than for one resulting from error, as fraud may involve collusion, forgery, intentional omissions, misrepresentations, or the override of internal control. Misstatements are considered material if there is a substantial likelihood that, individually or in the aggregate, they would influence the judgment made by a reasonable user based on the financial statements.

In performing an audit in accordance with GAAS, we:

- Exercise professional judgment and maintain professional skepticism throughout the audit.
- Identify and assess the risk of material misstatement of the financial statements, whether due to fraud or error, and design and perform audit procedures responsive to those risks. Such procedures include examining, on a test basis, evidence regarding the amounts and disclosures in the financial statements.
- Obtain an understanding of internal control relevant to the audit in order to design audit procedures that are appropriate in the circumstances, but not for the purpose of expressing an opinion on the effectiveness of the District's internal control. Accordingly, no such opinion is expressed.
- Evaluate the appropriateness of accounting policies used and the reasonableness of significant accounting estimates made by management, as well as evaluate the overall presentation of the financial statements.
- Conclude whether, in our judgment, there are conditions or events, considered in the aggregate, that raise substantial doubt about District's ability to continue as a going concern for a reasonable period of time.

We are required to communicate with those charged with governance regarding, among other matters, the planned scope and timing of the audit, significant audit findings, and certain internal control-related matters that we identified during the audit.

Required Supplementary Information

Accounting principles generally accepted in the United States of America require that the management's discussion and analysis and the required supplementary information listed in the table of contents be presented to supplement the basic financial statements. Such information is the responsibility of management and, although not a part of the basic financial statements, is required by the Governmental Accounting Standards Board, who considers it to be an essential part of financial reporting for placing the basic financial statements in an appropriate operational, economic, or historical context. We have applied certain limited procedures to the information in accordance with auditing standards generally accepted in the United States of America, which consisted of inquiries of management about the methods of preparing the information and comparing the information for consistency with management's responses to our inquiries, the basic financial statements, and other knowledge we obtained during our audit of the basic financial statements. We do not express an opinion or provide any assurance on the information because the limited procedures do not provide us with sufficient evidence to express an opinion or provide any assurance.

Supplementary Information

Our audit was conducted for the purpose of forming opinions on the financial statements that collectively comprise the District's basic financial statements. The accompanying combining and individual fund statements and budgetary comparison schedules and the auditor's integrity report listed in the table of contents are presented for purposes of additional analysis and are not a required part of the basic financial statements. Such information is the responsibility of management and was derived from and relates directly to the underlying accounting and other records used to prepare the basic financial statements. The information has been subjected to the auditing procedures applied in the audit of the basic financial statements and certain additional procedures, including comparing and reconciling the information directly to the underlying accounting and other records used to prepare the basic financial statements or to the basic financial statements themselves, and other additional procedures in accordance with auditing standards generally accepted in the United States of America. In our opinion, the combining and individual fund statements and budget comparison schedules and the auditor's integrity report are fairly stated, in all material respects, in relation to the basic financial statements as a whole.

DMC Auditing and Consulting, LLC

December 22, 2025
Bailey, Colorado

Strasburg School District 31J

Management's Discussion and Analysis
For Fiscal Year Ended June 30, 2025

This is a Management Discussion and Analysis (MD&A) provides an overview of the financial activities of Strasburg School District 31J (the "District") for the fiscal year ended June 30, 2025. It is intended to assist the reader in interpreting the financial statements and assessing the financial health of the District. The MD&A follows the requirements of the Governmental Accounting Standards Board (GASB) Statement No. 34, *Basic Financial Statement and Management's Discussion and Analysis for State and Local Governments*.

Financial Highlights

- **Government-wide Activities:** The District's net position totaled $7,899,088 at the end of the 2025, compared to $9,932,970, at the end of the previous fiscal year. This represents a decrease of $2,033,882. This is attributed to cash reserves being used to fund construction projects.
- **Total Assets**: Governmental fund assets (General, Bond Redemption, & Non-Major Government Funds) decreased to $7,700,193, compared to $10,918,216 in the prior year. This is attributed to cash reserves being used to fund construction projects.
- **General Fund Balance:** The General Fund Balance decreased to $4,317,027, from $6,072,753, in the prior year, reflecting a net decrease of $1,755,726. This is attributed to cash reserves being used to fund nonrecurring construction projects. The fund balance remains sufficient to support ongoing operations.
- **Revenues:** General Fund total revenues for the year amounted to $15,819,954, compared to $15,037,113 in the previous year.
- **Expenditures:** General Fund total expenditures decreased to $15,478,600, compared to $16,859,691 in the prior year, primarily due construction costs paid from the general fund in FY 2024.
- **Long-Term Liabilities:** The District reduced its bond obligations, with total outstanding long-term liabilities decreasing to $24,609,622, from $25,749,140, in the prior year.

Overview of Financial Statements

The MD&A serves as an introduction to the District's financial statements, which comprise:

1. Government-wide financial statements
2. Fund financial statements
3. Notes to financial statements

Government-Wide Financial Statements

The government-wide financial statements provide a broad overview of the District's financial status in a manner similar to a private-sector business.

Statement of Net Position: Reports the total assets, liabilities, and net position of the District as of June 30, 2025.

	Governmental Activities	
	2025	2024
ASSETS		
Current and Other Assets	7,682,853	10,918,216
Capital Assets, Net	42,657,307	41,358,682
Total Assets	50,340,160	52,276,898
Deferred Outflows of Resources	3,660,956	5,389,829
LIABILITIES		
Current and Other Liabilities	1,652,445	2,794,050
Long-Term Liabilities	43,892,489	44,626,884
Total Liabilities	45,544,934	47,420,934
Deferred Inflows of Resources	557,094	312,823
NET POSITION		
Net Investment in Capital Assets	18,208,258	15,967,348
Restricted for:		
Debt Service	2,016,053	2,132,176
Emergencies	478,000	528,000
Food Service	35,828	35,708
Unrestricted	(12,839,051)	(8,730,262)
Total Net Position	7,899,088	9,932,970

Statement of Activities: Shows changes in the net position due to revenues and expenditures.

	Governmental Activities	
	2025	2024
REVENUES		
Charges for Services	738,582	815,724
Operating Grants and Contributions	2,219,484	2,381,566
Grants and Contributions	-	5,523
Property Taxes	5,331,204	5,315,820
Specific Ownership Taxes	278,749	437,032
State Equalization	9,515,683	8,559,167
Investment Income	204,026	287,556
Insurance Proceeds	47,920	2,244,673
Other	32,727	78,142
Total Revenues	18,368,375	20,125,203
EXPENSES		
Instruction	11,686,426	10,375,562
Supporting Services	7,346,407	7,364,788
Food Services	775,074	819,215
Interest on Long-Term Debt	594,350	615,278
Total Expenses	20,402,257	19,174,843
Change in Net Position	(2,033,882)	950,360
Net Position, Beginning	9,932,970	8,982,610
Net Position, Ending	7,899,088	9,932,970

Fund Financial Statements

Governmental Funds

The focus of the District's governmental funds is to provide information on near-term inflows, outflows, and balances of resources.

- The **General Fund Balance** decreased by $1,755,726, resulting in a fund balance of $4,317,027 at year-end.
- The **Debt Service Fund** had an ending balance of $2,037,663.
- The **Building Fund** had an ending fund balance of $10,868.

Capital Asset and Debt Administration

Capital Assets: The District's capital assets increased to $42,657,307 up from $41,358,682, in the prior year, due to ongoing school construction and improvement projects.

	Balance 6/30/2024	Additions	Deletions	Balance 6/30/2025
Governmental Activities				
Capital Assets, Not Being Depreciated:				
Land	$ 796,786	$ -	$ -	$ 796,786
Construction in Progress	2,975,585	2,431,942	5,407,527	-
Total Capital Asssets, Not Being Depreciated	3,772,371	2,431,942	5,407,527	796,786
Capital Assets, Being Depreciated:				
Buildings and Site Improvements	48,162,396	5,407,527	-	53,569,923
Equipment	1,236,984	-	-	1,236,984
Vehicles	1,337,399	-	-	1,337,399
Food Service Equipment	143,783	-	-	143,783
Total Capital Assets, Being Depreciated	50,880,562	5,407,527	-	56,288,089
Less Accumulated Depreciation:				
Buildings and Site Improvements	(11,079,421)	(1,018,759)	-	(12,098,180)
Equipment	(1,108,709)	(32,810)	-	(1,141,519)
Vehicles	(966,733)	(79,165)	-	(1,045,898)
Food Service Equipment	(139,388)	(2,583)	-	(141,971)
Total Accumulated Depreciation	(13,294,251)	(1,133,317)	-	(14,427,568)
Total Capital Assets, Being Depreciated, Net	37,586,311	4,274,210	-	41,860,521
Capital Assets, Governmental Activities, Net	$41,358,682	$ 6,706,152	$5,407,527	$42,657,307

Long-Term Debt: General obligation bond payable decreased to $20,620,000, from $21,420,000 due to scheduled repayments.

Economic Factors and Budget Considerations

- Colorado School Districts are largely funded by state revenue backfilling the gap between local property tax revenue.
- Declining enrollment has reduced funding received by the District in the past couple years.
- District has strategically leveraged grant funding for technology and special programs.
- The District's financial policies ensure that a healthy fund balance is maintained, with a target reserve of at least 15% of General Fund Expenditures.

Contacting the District's Financial Management

The District remains in a strong financial position, with growing revenues and responsible fiscal management. Future planning efforts will focus on maintaining financial stability, accommodating

student growth, and addressing facility needs. For further inquiries, contact the Executive Director, Finance and Operations, Strasburg School District 31J, 2102 Wagner Street, Strasburg Co. 80136.

BASIC FINANCIAL STATEMENTS

STRASBURG SCHOOL DISTRICT 31J
STATEMENT OF NET POSITION
June 30, 2025

	PRIMARY GOVERNMENT GOVERNMENTAL ACTIVITIES
ASSETS	
Cash and Investments	$ 7,415,335
Grants Receivable	10,271
Taxes Receivable	184,808
Prepaid Expenses	60,829
Inventories	11,610
Capital Assets, *Not Being Depreciated*	796,786
Capital Assets, *Net of Accumulated Depreciation*	41,860,521
TOTAL ASSETS	50,340,160
DEFERRED OUTFLOWS OF RESOURCES	
Pensions, *Net of Accumulated Amortization*	3,464,672
OPEB, *Net of Accumulated Amortization*	166,170
Loss on Refunding, *Net of Accumulated Amortization*	30,114
TOTAL DEFERRED OUTFLOWS OF RESOURCES	3,660,956
LIABILITIES	
Accounts Payable	148,550
Accrued Salaries and Benefits	574,304
Unearned Revenue	35,808
Accrued Interest Payable	73,783
Noncurrent Liabilities	
Due Within One Year	820,000
Due in More Than One Year	23,789,622
Net Pension Liability	19,780,824
Net OPEB Liability	322,043
TOTAL LIABILITIES	45,544,934
DEFERRED INFLOWS OF RESOURCES	
Pensions, *Net of Accumulated Amortization*	383,114
OPEB, *Net of Accumulated Amortization*	173,980
TOTAL DEFERRED INFLOWS OF RESOURCES	557,094
NET POSITION	
Net Investment in Capital Assets	18,208,258
Restricted for:	
Debt Service	2,016,053
Emergencies	478,000
Food Service	35,828
Unrestricted	(12,839,051)
TOTAL NET POSITION	$ 7,899,088

See Notes to the Financial Statements.

STRASBURG SCHOOL DISTRICT 31J
STATEMENT OF ACTIVITIES
Year Ended June 30, 2025

FUNCTIONS / PROGRAMS	EXPENSES	PROGRAM REVENUES: CHARGES FOR SERVICES	PROGRAM REVENUES: OPERATING GRANTS AND CONTRIBUTIONS	NET (EXPENSE) REVENUE AND CHANGE IN NET POSITION: PRIMARY GOVERNMENT: GOVERNMENTAL ACTIVITIES
PRIMARY GOVERNMENT				
Governmental Activities				
Instruction	$ 11,686,426	$ 427,236	$ 1,435,000	$ (9,824,190)
Supporting Services	7,346,407	280,035	189,751	(6,876,621)
Food Services	775,074	31,311	594,733	(149,030)
Interest on Long-Term Debt	594,350	-	-	(594,350)
TOTAL GOVERNMENTAL ACTIVITIES	$ 20,402,257	$ 738,582	$ 2,219,484	(17,444,191)
	GENERAL REVENUES			
	Local Property Taxes			5,331,204
	Specific Ownership Taxes			278,749
	State Equalization			9,515,683
	Grants and Contributions not Restricted to Specific Programs			32,727
	Investment Income			204,026
	Insurance Proceeds			47,920
	TOTAL GENERAL REVENUES			15,410,309
	CHANGE IN NET POSITION			(2,033,882)
	NET POSITION, Beginning			9,932,970
	NET POSITION, Ending			$ 7,899,088

See Notes to the Financial Statements.

STRASBURG SCHOOL DISTRICT 31J
BALANCE SHEET
GOVERNMENTAL FUNDS
June 30, 2025

	GENERAL	DEBT SERVICE	BUILDING
ASSETS			
Cash and Investments	$ 4,939,555	$ 2,022,109	$ 10,868
Taxes Receivable	117,081	67,727	-
Grants Receivable	10,271	-	-
Interfund Receivables	-	-	-
Prepaid Expenditures	60,829	-	-
Inventories	-	-	-
TOTAL ASSETS	$ 5,127,736	$ 2,089,836	$ 10,868
LIABILITIES, DEFERRED INFLOWS OF RESOURCES, AND FUND BALANCES			
LIABILITIES			
Accounts Payable	$ 148,550	$ -	$ -
Accrued Salaries and Benefits	550,936	-	-
Interfund Payables	17,340	-	-
Unearned Revenue	24,022	-	-
TOTAL LIABILITIES	740,848	-	-
DEFERRED INFLOWS OF RESOURCES			
Property Taxes	69,861	52,173	-
FUND BALANCES			
Nonspendable Inventories	-	-	-
Restricted for:			
Debt Service	-	2,037,663	-
Emergencies	478,000	-	-
Food Service	-	-	-
Committed to Capital Projects	-	-	10,868
Assigned to Pupil Activities	-	-	-
Unassigned	3,839,027	-	-
TOTAL FUND BALANCES	4,317,027	2,037,663	10,868
TOTAL LIABILITIES, DEFERRED INFLOWS OF RESOURCES, AND FUND BALANCES	$ 5,127,736	$ 2,089,836	$ 10,868

See Notes to the Financial Statements.

NONMAJOR GOVERNMENTAL FUNDS	TOTAL
$ 442,803	$ 7,415,335
-	184,808
-	10,271
17,340	17,340
-	60,829
11,610	11,610
$ 471,753	$ 7,700,193
$ -	$ 148,550
23,368	574,304
-	17,340
11,786	35,808
35,154	776,002
-	122,034
11,610	11,610
-	2,037,663
-	478,000
35,828	35,828
220,784	231,652
168,377	168,377
-	3,839,027
436,599	6,802,157
$ 471,753	$ 7,700,193

See Notes to the Financial Statements.

STRASBURG SCHOOL DISTRICT 31J
RECONCILIATION OF THE BALANCE SHEET OF GOVERNMENTAL FUNDS
TO THE STATEMENT OF NET POSITION
June 30, 2025

AMOUNTS REPORTED FOR GOVERNMENTAL ACTIVITIES IN THE STATEMENT OF NET POSITION ARE DIFFERENT BECAUSE:

Total Fund Balances of Governmental Funds	$	6,802,157
Capital assets used in governmental activities are not financial resources and, therefore, are not reported in governmental funds.		42,657,307
Long-term assets are not available to pay current year expenditures and, therefore, are deferred in governmental funds. This amount represents property taxes earned but not available as current financial resources.		122,034
Long-term liabilities and related items are not due and payable in the current year and, therefore, are not reported in governmental funds:		
Accrued Interest Payable		(73,783)
Bonds Payable		(20,620,000)
Loss on Debt Refunding		30,114
Bond Premium		(3,859,163)
Accrued Compensated Absences		(130,459)
Net Pension Liability		(19,780,824)
Pension-Related Deferred Outflows of Resources		3,464,672
Pension-Related Deferred Inflows of Resources		(383,114)
Net OPEB Liability		(322,043)
OPEB-Related Deferred Outflows of Resources		166,170
OPEB-Related Deferred Inflows of Resources		(173,980)
Total Net Position of Governmental Activities	$	7,899,088

STRASBURG SCHOOL DISTRICT 31J
STATEMENT OF REVENUES, EXPENDITURES, AND CHANGES IN FUND BALANCES
GOVERNMENTAL FUNDS
Year Ended June 30, 2025

	GENERAL	DEBT SERVICE	BUILDING
REVENUES			
Local Sources	$ 4,679,520	$ 1,554,867	$ 11,205
County Sources	357	-	-
State Sources	11,002,495	-	-
Federal Sources	137,582	-	-
TOTAL REVENUES	15,819,954	1,554,867	11,205
EXPENDITURES			
Current			
Instruction	8,748,045	-	-
Supporting Services	6,504,841	-	-
Food Services	-	-	-
Capital Outlay	225,714	-	2,261,572
Debt Service			
Principal	-	800,000	-
Interest	-	897,400	-
TOTAL EXPENDITURES	15,478,600	1,697,400	2,261,572
EXCESS REVENUES OVER (UNDER) EXPENDITURES	341,354	(142,533)	(2,250,367)
OTHER FINANCING SOURCES (USES)			
Insurance Proceeds	47,920	-	-
Transfers In	-	-	2,420,000
Transfers Out	(2,145,000)	-	-
TOTAL OTHER FINANCING SOURCES (USES)	(2,097,080)	-	2,420,000
CHANGE IN FUND BALANCES	(1,755,726)	(142,533)	169,633
FUND BALANCES, Beginning	6,072,753	2,180,196	(158,765)
FUND BALANCES, Ending	$ 4,317,027	$ 2,037,663	$ 10,868

See Notes to the Financial Statements.

NONMAJOR GOVERNMENTAL FUNDS	TOTAL
$ 313,552	$ 6,559,144
-	357
209,868	11,212,363
385,106	522,688
908,526	18,294,552
299,136	9,047,181
-	6,504,841
707,425	707,425
-	2,487,286
-	800,000
-	897,400
1,006,561	20,444,133
(98,035)	(2,149,581)
-	47,920
75,000	2,495,000
(350,000)	(2,495,000)
(275,000)	47,920
(373,035)	(2,101,661)
809,634	8,903,818
$ 436,599	$ 6,802,157

See Notes to the Financial Statements.

STRASBURG SCHOOL DISTRICT 31J

RECONCILIATION OF THE STATEMENT OF REVENUES, EXPENDITURES, AND CHANGES IN FUND BALANCES OF GOVERNMENTAL FUNDS TO THE STATEMENT OF ACTIVITIES

Year Ended June 30, 2025

AMOUNTS REPORTED FOR GOVERNMENTAL ACTIVITIES IN THE STATEMENT OF ACTIVITIES ARE DIFFERENT BECAUSE:

Net Change in Fund Balances of Governmental Funds	$	(2,101,661)
Governmental funds report capital outlays as expenditures. However, in the statement of activities the cost of those assets is allocated over their estimated useful lives and reported as follows:		
Depreciation Expense		(1,133,317)
Capital Outlay		2,431,942
Revenues that do not provide current financial resources are deferred in the governmental fund financial statements but are recognized in the government-wide financial statements. This amount represents the change in deferred property taxes.		25,903
The repayment of long-term debt principal is an expenditure in governmental funds, but the repayment reduces long-term liabilities in the statement of net position and does not affect the statement of activities.		800,000
Debt proceeds provide current financial resources to governmental funds, but issuing debt increases long-term liabilities in the statement of net position and does not affect the statement of activities. This is the effect of these differences in the treatment of long-term debt and related items as follows:		
Amortization of Bond Premiums and Deferred Refunding		301,050
Some expenses reported in the statement of activities do not require the use of current financial resources and, therefore, are not reported as expenditures in governmental funds. This includes the changes in the following:		
Accrued Interest Payable		2,000
Accrued Compensated Absences		8,354
Net Pension Liability		(567,015)
Pension-Related Deferred Outflows of Resources		(1,690,603)
Pension-Related Deferred Inflows of Resources		(252,217)
Net OPEB Liability		141,892
OPEB-Related Deferred Outflows of Resources		(8,156)
OPEB-Related Deferred Inflows of Resources		7,946
Change in Net Position of Governmental Activities	$	(2,033,882)

See Notes to the Financial Statements.

NOTE 1: Summary of Significant Accounting Policies

The accounting policies of the Strasburg School District 31-J (the District) conform to generally accepted accounting principles applicable to governmental entities. The Governmental Accounting Standards Board (GASB) is the accepted standard-setting body for establishing governmental accounting and financial reporting principles. The following is a summary of the District's more significant policies.

Reporting Entity

The financial reporting entity consists of the District, organizations for which the District is financially accountable, and organizations that raise and hold economic resources for the direct benefit of the District. All funds, organizations, institutions, agencies, departments, and offices that are not legally separate are part of the District. Legally separate organizations for which the District is financially accountable are considered part of the reporting entity. Financial accountability exists if the District appoints a voting majority of the organization's governing board and is able to impose its will on the organization, or if the organization has the potential to provide benefits to, or impose financial burdens on, the District. The District has no other legally separate organizations that are required to be reported.

Government-wide and Fund Financial Statements

The government-wide financial statements (i.e., the statement of net position and the statement of activities) report information on all nonfiduciary activities of the District and its component units. For the most part, the effect of interfund activity has been removed from these financial statements. Exceptions to this general rule are charges for interfund services that are reasonably equivalent to the services provided. *Governmental activities*, which are supported by taxes and intergovernmental revenues, are reported in a single column.

The statement of activities demonstrates the degree to which the direct expenses of the given function or segment are offset by program revenues. *Direct expenses* are those that are clearly identifiable with a specific function or segment. *Program revenues* include 1) charges to students or other customers who purchase, use, or directly benefit from goods, services, or privileges provided by a given function or segment and 2) grants and contributions that are restricted to meeting the operational or capital requirements of a particular function or segment. Taxes and other items not properly included among program revenues are reported instead as *general revenues.*

Separate financial statements are provided for the governmental funds, blended component units, proprietary funds, and the fiduciary fund, even though the latter is excluded from the government-wide financial statements. Major individual governmental funds and other significant funds identified by management are reported as separate columns in the fund financial statements.

Measurement Focus, Basis of Accounting, and Financial Statement Presentation

In the fund financial statements, the District reports the following major governmental funds:

The *General Fund* is the District's primary operating fund. It accounts for all financial resources of the District, except those required to be accounted for in another fund. The General Fund includes the Preschool Program Activity.

The *Debt Service Fund* is used to account for the proceeds of specific revenue sources that are legally restricted for the payment of general obligation debt.

The *Building Fund* is used to account for the resources accumulated for the funding of the District's school improvements and construction of new school buildings.

NOTE 1: Summary of Significant Accounting Policies (Continued)

Measurement Focus, Basis of Accounting, and Financial Statement Presentation (Continued)

The government-wide financial statements are reported using the *economic resources measurement focus* and the *accrual basis of accounting*, as are the proprietary fund and fiduciary fund financial statements. Revenues are recorded when earned and expenses are recorded when a liability is incurred, regardless of the timing of related cash flows. Property taxes are recognized as revenues in the year for which they are levied. Grants and similar items are recognized as revenue as soon as all eligibility requirements imposed by the provider have been met.

Governmental fund financial statements are reported using the *current financial resources measurement focus* and the *modified accrual basis of accounting*. Revenues are recognized as soon as they are both measurable and available. Revenues are considered to be *available* when they are collected within the current year or soon enough thereafter to pay liabilities of the current year. For this purpose, the District considers property tax revenues to be available if they are collected within 60 days of the end of the current year. The District considers all other revenues to be available if they are collected within 180 days of the end of the current year.

Taxes, intergovernmental revenues, grants, and interest associated with the current year are considered to be susceptible to accrual and so have been recognized as revenues of the current year. All other revenues are considered to be measurable and available only when cash is received by the District.

Expenditures generally are recorded when a liability is incurred, as under accrual accounting. However, debt service expenditures, as well as expenditures related to compensated absences, are recorded only when payment is due.

When both restricted and unrestricted resources are available for a specific use, it is the District's policy to use restricted resources first, then unrestricted resources as they are needed.

Assets, Deferred Outflows of Resources, Liabilities, Deferred Inflows of Resources, and Fund Balance / Net Position

Cash and Investments – The District uses separate bank accounts for each fund and for individual programs within the General Fund. Investments are reported at fair value.

Receivables – Receivables are reported at their gross value and, where appropriate, are reduced by the estimated portion that is expected to be uncollectible. Property taxes levied for the current year but not received at year end are reported as taxes receivable and are presented net of an allowance for uncollectible taxes. Grant reimbursements not received before year-end for which eligibility has been met and expenditures have been incurred are reported as grants receivable.

Inventories – Food Service Fund inventories are recorded as an asset when individual items are purchased and as an expenditure when consumed. Inventories are stated at cost on a first-in, first-out (FIFO) basis, and consist of purchased and donated commodities. Purchased inventories are recorded at cost. Donated inventories, received at no cost under a program supported by the federal government, are valued at the cost furnished by the federal government.

Prepaid Expenditures/Expenses – Certain payments to vendors reflect costs applicable to future years and reported as prepaid expenditures or prepaid expenses.

NOTE 1: Summary of Significant Accounting Policies (Continued)

Assets, Deferred Outflows of Resources, Liabilities, Deferred Inflows of Resources, and Fund Balance / Net Position (Continued)

Interfund Receivables and Payables – Certain transactions between individual funds result in receivables and payables, which are classified on the balance sheet as *interfund receivables* and *interfund payables*.

Capital Assets – Capital assets, which include property and equipment, are reported in the government-wide financial statements. Capital assets are defined as assets with an initial, individual cost of $5,000 or more and an estimated useful life in excess of one year. Such assets are recorded at historical cost or estimated historical cost if purchased or constructed. Donated capital assets are recorded at the acquisition value on the date of donation. The costs of normal maintenance and repairs that do not add to the value of the assets or materially extend asset lives are not capitalized. Capital assets are depreciated using the straight-line method over the following estimated useful lives.

Buildings and Site Improvements	5 – 40 years
Equipment	3 – 20 years
Vehicles	5 – 10 years

Subscription-based information technology assets (SBITAs) are reported in the government-wide financial statements. SBITAs are recognized as multi-year noncancellable agreements amortized over the period of the agreement on a straight-line basis.

Deferred Outflows of Resources – This separate financial statement element represents a consumption of net assets that applies to future periods and so will not be recognized as an outflow of resources until then.

Accrued Salaries and Benefits – Salaries and retirement benefits of certain contractually employed personnel are paid over a twelve-month period from August to July but are earned during a school year of approximately nine to ten months. The salaries and benefits earned, but unpaid, are reported as a liability in the financial statements.

Unearned Revenue – Unearned revenues include grants that have been collected but the corresponding expenditures have not been incurred and the eligibility criteria have not been met.

Deferred Inflows of Resources – This separate financial statement element represents an acquisition of net assets by the District that is applicable to a future reporting period. Deferred inflows of resources in the governmental fund financial statements include property taxes earned but not available as current financial resources.

Long-Term Debt – In the government-wide financial statements, long-term debt and other long-term obligations are reported as liabilities. Debt premiums, discounts and accounting losses resulting from debt refundings are deferred and amortized over the life of the debt using the effective interest method. In the governmental fund financial statements, the face amount of debt issued is reported as other financing sources. Premiums received on debt issuances are reported as other financing sources while discounts are reported as other financing uses. Debt issuance costs, whether or not withheld from the debt proceeds, are reported as current expenses or expenditures.

Compensated Absences – Personnel accrue discretionary days based on the number of days worked in a year. Employees may accumulate up to 60 days of leave. Unused accumulated leave benefits are paid upon separation/termination at $50 per day. These compensated absences are recognized as expenditures in the governmental funds when due. Long-term liability is reported in the government-wide financial statements for the accrued compensated absences when earned.

NOTE 1: Summary of Significant Accounting Policies (Continued)

Assets, Deferred Outflows of Resources, Liabilities, Deferred Inflows of Resources, and Fund Balance / Net Position (Continued)

Pensions – The District participates in the School Division Trust Fund (SDTF), a cost-sharing multiple-employer defined benefit pension plan administered by the Public Employees' Retirement Association of Colorado (PERA). The net pension liability, deferred outflows of resources and deferred inflows of resources related to pensions, pension expense, information about the fiduciary net position, and additions to and deductions from the SDTF's fiduciary net position have been determined using the economic resources measurement focus and the accrual basis of accounting, the same basis of accounting used by the SDTF. For this purpose, benefit payments (including refunds of employee contributions) are recognized when due and payable in accordance with the benefit terms. Employer contributions are recognized when the compensation is payable to the employees. Investments are reported at fair value.

Postemployment Benefits Other Than Pensions (OPEB) – The District participates in the Health Care Trust Fund (HCTF), a cost-sharing multiple-employer defined benefit postemployment healthcare plan administered by the Public Employees' Retirement Association of Colorado (PERA). The net OPEB liability, deferred outflows of resources and deferred inflows of resources related to OPEB, OPEB expense, information about the fiduciary net position, and additions to and deductions from the HCTF's fiduciary net position have been determined using the economic resources measurement focus and the accrual basis of accounting, the same basis of accounting used by the HCTF. For this purpose, the HCTF recognizes benefit payments when due and payable in accordance with the benefit terms. Employer contributions are recognized when the compensation is payable to the employees. Investments are reported at fair value.

Net Position/Fund Balances – In the government-wide and fund financial statements, net position and fund balances are restricted when constraints placed on the use of resources are externally imposed. In the fund financial statements, governmental funds report committed fund balances when the Board of Education formally commits resources for a specific purpose through passage of a resolution. The Board of Education has delegated to the Superintendent and his designee the authority to assign fund balances to be used for specific purposes.

In circumstances where an expenditure is incurred for a purpose for which amounts are available in multiple fund balance classifications, District policy requires restricted fund balance to be used first, followed by committed, assigned, and unassigned balances.

Property Taxes

Property taxes attach as an enforceable lien on property on January 1, are levied the following December, and are collected in the subsequent calendar year. Taxes are payable in full on April 30, or in two installments on February 28 and June 15. The County Treasurer's Office collects property taxes and remits to the District on a monthly basis. When taxes become delinquent, the property is sold on the tax sale date.

NOTE 2: Cash and Investments

At June 30, 2025, the District had the following cash and investments:

Deposits	$	4,882,257
Investments		2,533,078
Total	$	7,415,335

NOTE 2: Cash and Investments (Continued)

Deposits

The Colorado Public Deposit Protection Act (PDPA) requires local government entities to deposit cash in eligible public depositories. Eligibility is determined by State regulations. Amounts on deposit in excess of federal insurance levels must be collateralized by eligible collateral as determined by the PDPA. The PDPA allows the financial institution to create a single collateral pool for all public funds held. The pool is to be maintained by another institution or held in trust for all uninsured public deposits as a group. The market value of the collateral must be at least equal to 102% of the uninsured deposits. At June 30, 2025, the District had bank deposits of $2,663,337 collateralized with securities held by the financial institution's agent but not in the District's name.

Investments

The District is required to comply with State statutes which specify investment instruments meeting defined rating, maturity, and concentration risk criteria in which local governments may invest, which include the following. State statutes do not address custodial risk.

- Obligations of the United States and certain U.S. Agency securities
- Certain international agency securities
- General obligation and revenue bonds of U.S. local government entities
- Bankers' acceptances of certain banks
- Commercial paper
- Written repurchase agreements collateralized by certain authorized securities
- Certain money market funds
- Guaranteed investment contracts
- Local government investment pools

Fair Value Measurements - At June 30, 2025, the District's investments in the local government investment pool reported at the net asset value per share. The District's money markets were measured utilizing the fair value hierarchy at Level 2 as inputs other than quoted prices.

The fair value measurements are categorized by the fair value hierarchy. Valuation inputs are used to measure the fair value of the asset to determine the appropriate category. The categories range from Level 1, which is the highest priority, to Level 3, which is the lower priority and are based on the following criteria:

Level 1 – Unadjusted quoted prices for identical instruments in active markets.

Level 2 – Quoted prices for similar instruments in the active markets; quoted prices for identical or similar instruments in markets that are not active; and model-derived valuations in which all significant inputs are observable.

Level 3 – Valuations derived from valuation techniques in which significant inputs are observable.

Interest Rate Risk - State statutes generally limit investments to an original maturity of five years from the date of purchase unless the governing board authorizes the investment for a period in excess of five years.

Credit Risk - State statutes limit investments in money market funds to those that maintain a constant share price, with a maximum remaining maturity in accordance with the Securities and Exchange Commission's Rule 2a-7, and either have assets of one billion dollars or the highest rating issued by one or more nationally recognized statistical rating organizations (NRSROs).

NOTE 2: Cash and Investments (Continued)

Investments (Continued)

Concentration of Credit Risk - State statutes do not limit the amount the District may invest in a single issuer of investment securities, except for corporate securities.

Local Government Investment Pools - At June 30, 2025, the District had $2,533,078 invested in the Colorado Local Government Liquid Asset Trust (ColoTrust), an investment vehicle established for local government entities in Colorado to pool surplus funds. The Colorado Division of Securities administers and enforces the requirements of creating and operating the Pool. The Pool operates in conformity with the Securities and Exchange Commission's Rule 2a-7. The Pool is reported at the net asset value per share, with each share valued at $1. The Pool is rated AAAm by Standard and Poor's. Investments of the Pool are limited to those allowed by State statutes. A designated custodial bank provides safekeeping and depository services in connection with the direct investment and withdrawal functions. The custodian's internal records identify the investments owned by the participating governments.

At June 30, 2025, the District held investments in Certificate of Deposit Account Registry Service (CDARS) and Insured Cash Sweep Accounts (ICS) account in the amount of $5,261,398, which is an investment vehicle that sweeps funds through a broker to various demand deposit accounts held various banks and financial institutions at fair value. These accounts may are insured under FDIC but not collateralized as they are held by a broker. These investments are not rated and measured as a level 2 investment.

NOTE 3: Capital Assets

Capital asset activity for the year ended June 30, 2025, is summarized below.

	Balance 6/30/2024	Additions	Deletions	Balance 6/30/2025
Governmental Activities				
Capital Assets, Not Being Depreciated:				
Land	$ 796,786	$ -	$ -	$ 796,786
Construction in Progress	2,975,585	2,431,942	5,407,527	-
Total Capital Asssets, Not Being Depreciated	3,772,371	2,431,942	5,407,527	796,786
Capital Assets, Being Depreciated:				
Buildings and Site Improvements	48,162,396	5,407,527	-	53,569,923
Equipment	1,236,984	-	-	1,236,984
Vehicles	1,337,399	-	-	1,337,399
Food Service Equipment	143,783	-	-	143,783
Total Capital Assets, Being Depreciated	50,880,562	5,407,527	-	56,288,089
Less Accumulated Depreciation:				
Buildings and Site Improvements	(11,079,421)	(1,018,759)	-	(12,098,180)
Equipment	(1,108,709)	(32,810)	-	(1,141,519)
Vehicles	(966,733)	(79,165)	-	(1,045,898)
Food Service Equipment	(139,388)	(2,583)	-	(141,971)
Total Accumulated Depreciation	(13,294,251)	(1,133,317)	-	(14,427,568)
Total Capital Assets, Being Depreciated, Net	37,586,311	4,274,210	-	41,860,521
Capital Assets, Governmental Activities, Net	$ 41,358,682	$ 6,706,152	$ 5,407,527	$ 42,657,307

NOTE 3: Capital Assets (Continued)

Depreciation expense of the governmental activities was charged to programs of the District as follows:

Instruction	$ 1,120,172
Supporting Services	10,562
Food Services	2,583
Total	$ 1,133,317

NOTE 4: Long-Term Debt

Following is a summary of long-term debt transactions for the year ended June 30, 2025.

	Balance 6/30/2024	Additions	Reductions	Balance 6/30/2025	Due Within One Year
Governmental Activities					
G.O. Bond, Series 2012	$ 1,620,000	$ -	$ 800,000	$ 820,000	$ 820,000
G.O. Bond, Series 2021	19,800,000	-	-	19,800,000	-
Bond Premiums	4,190,327	-	331,164	3,859,163	-
Compensated Absences	138,813	-	8,354	130,459	130,459
Total	$ 25,749,140	$ -	$ 1,139,518	$ 24,609,622	$ 950,459

On March 21, 2012, the District issued General Obligation Bonds, Series 2012, in the amount of $5,990,000 to advance refund the General Obligation Bonds, Series 2006, and obtain lower interest rate cost for the District. Principal payments are due annually on December 1, through 2025. Principal payments will begin December 2012. Interest payments are due semi-annually on June 1st and December 1st, with interest accruing at a fixed rates of 2% to 3% per annum. The General Obligation Bonds, Series 2006, is considered to be fully defeased. The full faith and credit of the District is pledged for the payment of the principal and interest on these bonds with ad valorem taxes on all of the taxable property in the District.

On January 13, 2021, the District issued General Obligation Bonds, Series 2023, in the amount of $19,800,000 for the purpose of providing matching money required for the District to receive $3,699,809 in State of Colorado Building Excellent Schools Today (BEST) grant program and construct, renovate, remodel, and equip upgrades to the high school and various District schools. This includes the construction, renovation, remodeling, and equipping an addition to the elementary school and reconfiguring bus and drop-off areas and playground expansion at the elementary school and middle school sites. Principal payments are due annually on December 1, through 2045. Principal payments will begin December 2026. Interest payments are due semi-annually on June 1st and December 1st, with interest accruing at a fixed rates of 4% to 5% per annum. The full faith and credit of the District is pledged for the payment of the principal and interest on these bonds with ad valorem taxes on all of the taxable property in the District.

NOTE 4: Long-Term Debt (Continued)

Bond payments to maturity are as follows:

Year Ended June 30,	Principal	Interest	Total
2026	$ 820,000	$ 873,100	$ 1,693,100
2027	620,000	845,300	1,465,300
2028	650,000	813,550	1,463,550
2029	685,000	780,175	1,465,175
2030	720,000	745,050	1,465,050
2031-2035	4,165,000	3,139,450	7,304,450
2036-2040	5,200,000	2,093,575	7,293,575
2041-2045	6,335,000	938,500	7,273,500
2046	1,425,000	28,500	1,453,500
Total	$ 20,620,000	$ 10,257,200	$ 30,877,200

NOTE 5: Risk Management

The District is exposed to various risks of loss related to torts; theft of, damage to, and destruction of assets; injuries to employees; and natural disasters. The District participates in the Colorado School Schools Self Insurance Pool for all risks of loss except workers compensation, for which it utilizes a commercial insurance carrier.

The Colorado School Districts Self Insurance Pool (CSDSIP) operates as a self-insurance pool comprised of various school districts and other related public educational entities within the State of Colorado. The CSDSIP is administered by a governing board. The District pays an annual premium to the CSDSIP for various types of property and liability insurance coverage. The CSDSIP's agreement provides that the CSDSIP will be self-sustaining through member premiums and will reinsure through a duly authorized insurer. The reinsurance covers claims against the CSDSIP in excess of specific claim amounts and in the aggregate in an amount and at limits determined by the CSDSIP to be adequate to protect the solvency of the CSDSIP.

NOTE 6: Interfund Balances and Transfers

At June 30, 2025, the General Fund received grants reimbursements that should be passed through to the Food Service Fund in the amount of $17,340. These balances were repaid subsequent to year-end.

During the year ended June 30, 2025, the General Fund transferred $75,000 to subsidize the Food Service Fund. In addition, the General Fund and the Capital Projects Fund transferred $2,145,000 and $350,000, respectively, to the Building Fund to cover the remainder of the construction project costs at the District.

NOTE 7: Defined Benefit Pension Plan

General Information

Plan Description - The District contributes to the School Division Trust Fund (SDTF), a cost-sharing multiple-employer defined benefit pension plan administered by the Public Employees' Retirement Association of Colorado (PERA). All employees of the District participate in the SDTF. Title 24, Article 51 of the Colorado Revised Statutes (CRS), administrative rules set at 8 C.C.R. 1502-1, and applicable provisions of the federal Internal Revenue Code assign the authority to establish and amend plan provisions to the State Legislature. PERA issues a publicly available annual comprehensive financial report, that includes information on the SDTF, which may be obtained at https://www.copera.org/forms-resources/financial-reports-and-studies.

Benefits Provided as of December 31, 2024 - The SDTF provides retirement, disability, and survivor benefits to plan participants or their beneficiaries. Retirement benefits are determined by the amount of service credit earned and/or purchased, highest average salary, the benefit structure in place, the benefit option selected at retirement, and age at retirement. The retirement benefit is the greater of the a) highest average salary over five years multiplied by 2.5% and then multiplied by years of service credit, or b) the value of the participant's contribution account plus an equal match on the retirement date, annualized into a monthly amount based on life expectancy and other actuarial factors. In all cases, the benefit amount may not exceed the highest average salary, or the amount allowed by applicable federal regulations.

Members may elect to withdraw their member contribution accounts upon termination of employment with all PERA employers, while waiving rights to any lifetime retirement benefits earned. If eligible, the member may receive a match of either 50% or 100% on eligible amounts depending on when contributions were remitted to PERA, the date of employment was terminated, whether five years of service credit has been obtained and the benefit structure under which contributions were made.

Upon meeting certain criteria, benefit recipients who elect to receive a lifetime retirement benefit generally receive post-retirement cost-of-living adjustments, referred to as annual increases in the CRS Subject to the automatic adjustment provision (AAP) under CRS § 24-51-413, eligible benefit recipients under the PERA benefit structure who began membership before January 1, 2007, will receive the maximum annual increase (AI) or AI cap of 1% unless adjusted by the AAP. Eligible benefit recipients under the PERA benefit structure who began membership on or after January 1, 2007, will receive the lesser of an annual increase of the 1% AI cap or the average increase of the Consumer Price Index for Urban Wage Earners and Clerical Workers for the prior calendar year, not to exceed a determined increase that would exhaust 10% of PERA's Annual Increase Reserve (AIR). The AAP may raise or lower the aforementioned AI cap by up to 0.25% based on the parameters specified in CRS § 24-51-413.

Disability benefits are available for eligible employees once they reach five years of earned service credit and meet the definition of a disability. The disability benefit amount is based on the retirement benefit formula described previously, considering a minimum of 20 years of service credit, if deemed disabled.

Survivor benefits are determined by several factors, which include the amount of earned service credit, highest average salary of the deceased, the benefit structure in place, and the qualified survivor receiving the benefits.

NOTE 7: Defined Benefit Pension Plan (Continued)

General Information (Continued)

Contributions provisions as of June 30, 2025 - The District, State, and eligible employees are required to contribute to the SDTF at rates established by Title 24, Article 51, Part 4 of the CRS. These contribution requirements are established and may be amended by the State Legislature. The contribution rate for employees was 11% for the period from July 1, 2024, through June 30, 2025. The District's contribution rate for the fiscal year was 21.40% of covered salaries. However, a portion of the District's contribution (1.02% of covered salaries) is allocated to the Health Care Trust Fund (Note 8). The District's contributions to the SDTF for the year ended June 30, 2025, were $1,689,953, equal to the required contributions at a contribution rate of 20.38%.

For the purposes of GASB 68 paragraph 15, a circumstance exists in which a nonemployer contributing entity is legally responsible for making contributions to the SDTF and is considered to meet the definition of a special funding situation. As specified in CRS § 24-51-414, the State of Colorado is required to contribute a $225 million direct distribution each year to PERA starting on July 1, 2018. A portion of the direct distribution payment is allocated to the SDTF based on the proportionate amount of annual payroll of the SDTF to the total annual payroll of the SDTF.

Pension Liabilities, Pension Expense, and Deferred Outflows of Resources and Deferred Inflows of Resources Related to Pensions

The net pension liability was measured at December 31, 2024, and the total pension liability used to calculate the net pension liability was determined by an actuarial valuation as of December 31, 2023. Standard update procedures were used to roll forward the total pension liability to December 31, 2024. The District's proportion of the net pension liability was based on the District's contributions to the SDTF for the calendar year ended December 31, 2024, relative to the total contributions of participating employers and the State as a nonemployer contributing entity.

At December 31, 2024, the District's proportion was 0.1051910588%, which was a decrease of 0.0034632994% from its proportion measured at December 31, 2023.

At June 30, 2025, the District reported a liability for its proportionate share of the net pension liability that reflected an increase for State pension support provided to the District. The amount recognized by the District as its proportionate share of the net pension liability, the related State support, and the total portion of the net pension liability that was associated with the District were as follows:

District's proportionate share of the net pension liability	$ 18,150,611
State's proportionate share of the net pension liability as a nonemployer contributing entity associated with the District	1,630,213
Total	$ 19,780,824

For the year ended June 30, 2025, the District recognized pension expense of $2,620,487 and a revenue of ($148,790) for support from the State as a nonemployer contributing entity. At June 30, 2025, the District reported deferred outflows of resources and deferred inflows of resources related to pensions from the following sources:

NOTE 7: Defined Benefit Pension Plan (Continued)

Pension Liabilities, Pension Expense, and Deferred Outflows of Resources and Deferred Inflows of Resources Related to Pensions (Continued)

	Deferred Outflows of Resources	Deferred Inflows of Resources
Differences between expected and actual experience	$ 1,027,841	$ -
Changes of assumptions and other inputs	136,077	-
Net difference between projected and actual earnings on plan investments	342,449	-
Changes in proportion and differences between contributions recognized and proportionate share of contributions	1,065,296	383,114
Contributions subsequent to the measurement date	893,009	-
Total	$ 3,464,672	$ 383,114

District contributions subsequent to the measurement date of $893,009 are to be recognized as a reduction of the net pension liability in the subsequent fiscal year. Other amounts reported as deferred outflows of resources and deferred inflows of resources related to pensions will be recognized as pension expense as follows:

Year Ended June 30,	
2026	$ 1,611,712
2027	1,383,845
2028	(562,774)
2029	(244,234)
Total	$ 2,188,549

Actuarial Assumptions - The actuarial valuation as of December 31, 2023, determined the total pension liability using the following actuarial assumptions and other inputs.

Actuarial cost method	Entry age
Price inflation	2.30%
Real wage growth	0.70%
Wage inflation	3.00%
Salary increases, including wage inflation	3.40% - 11.00%
Long-term investment rate of return, net of plan investment expenses, including price inflation	7.25%
Discount rate	7.25%
Post-retirement benefit increases:	
Hired prior to 1/1/07 thereafter, compounded annually	1.00%
Hired after 12/31/06	Financed by the AIR

Post-retirement benefit increases are provided by the annual increase reserve, accounted for separately in SDTF, and subject to resources being available. Therefore, liabilities related to increases for members of these benefit tiers can never exceed available assets.

NOTE 7: Defined Benefit Pension Plan (Continued)

Pension Liabilities, Pension Expense, and Deferred Outflows of Resources and Deferred Inflows of Resources Related to Pensions (Continued)

Mortality assumptions were developed on a benefit-weighted basis and apply generational mortality, as follows. All categories of the mortality tables are generationally projected using scale MP-2019.

- Pre-retirement mortality assumptions were based upon the PubT-2010 Employee Table.
- Post-retirement (retiree) non-disabled mortality assumptions were based upon the PubT-2010 Healthy Retiree Table, adjusted as follows: 1) males: 112% of the rates prior to age 80 and 94% of the rates for ages 80 and older, and 2) females: 83% of the rates prior to age 80 and 106% of the rates for ages 80 and older.
- Post-retirement (beneficiary) non-disabled beneficiary mortality assumptions were based upon the Pub-2010 Contingent Survivor Table, adjusted as follows: 1) males: 97% of the rates for all ages, and 2) females: 105% of the rates for all ages.
- Disabled mortality assumptions were based upon the PubNS-2010 Disabled Retiree Table using 99% of the rates for all ages.

The actuarial assumptions used in the December 31, 2023, valuation were based on the results of the 2020 experience analysis, dated October 28, 2020, for the period January 1, 2016, through December 31, 2019. Revised economic and demographic assumptions were adopted by the PERA Board of Directors at their November 20, 2020, meeting.

Based on the 2024 experience analysis, dated January 3, 2025, for the period January 1, 2020, to December 31, 2023, revised actuarial assumptions were adopted by PERA's Board of Directors on January 17, 2025, and were effective as of December 31, 2024. The following assumptions were reflected in the roll-forward calculation of the total pension liability from December 31, 2023, to December 31, 2024.

Salary scale assumptions were altered to better reflect actual experience. Rates of termination/withdrawal, retirement, and disability were revised to more closely reflect actual experience. The estimated administrative expense as a percentage of covered payroll was increased from 0.40% to 0.45%.

The adjustments for credibility applied to the Pub-2010 mortality tables for active and retired lives, including beneficiaries, were updated based on the experience. All mortality assumptions are developed on a benefit-weighted basis. All of the following categories for the mortality tables are generationally projected using the 2024 adjusted MP-2021 projection scale.

- Pre-retirement mortality assumptions were based upon the PubT-2010 Employee Table.
- Post-retirement (retiree) non-disabled mortality assumptions were based upon the PubT-2010 Healthy Retiree Table, adjusted as follows: 1) males: 106% of the rates for all ages, and 2) females: 86% of the rates prior to age 85 and 115% of the rates for ages 85 and older.
- Post-retirement (beneficiary) non-disabled beneficiary mortality assumptions were based upon the Pub-2010 Contingent Survivor Table, adjusted as follows: 1) males: 92% of the rates for all ages, and 2) females: 100% of the rates for all ages.
- Disabled mortality assumptions were based upon the PubNS-2010 Disabled Retiree Table using 95% of the rates for all ages.

NOTE 7: Defined Benefit Pension Plan (Continued)

Pension Liabilities, Pension Expense, and Deferred Outflows of Resources and Deferred Inflows of Resources Related to Pensions (Continued)

The long-term expected return on plan assets is monitored on an ongoing basis and reviewed as part of periodic experience studies prepared every four years, and asset/liability studies, performed every three to five years for PERA. The most recent analyses were outlined in the 2024 Experience Study report dated January 3, 2025.

Several factors are considered in evaluating the long-term rate of return assumption, including long-term historical data, estimates inherent in current market data, and a log-normal distribution analysis in which best-estimate ranges of expected future real rates of return (expected return, net of investment expense and inflation) were developed for each major asset class. These ranges were combined to produce the long-term expected rate of return by weighing the expected future real rates of return by the target asset allocation percentages and then adding expected inflation.

The PERA Board first adopted the 7.25% long-term expected rate of return as of November 18, 2016. Following an asset/liability study, PERA's Board of Directors reaffirmed the assumed rate of return at the PERA Board of Director's November 15, 2019, meeting, and again at the Board's September 20, 2024, meeting. As of the most recent reaffirmation of the long-term rate of return, the target asset allocation, and best estimates of geometric real rates of return for each major asset class are summarized in the table as follows:

Asset Class	Target Allocation	30 Year Expected Geometric Real Rate of Return
Global Equity	51.00%	5.00%
Fixed Income	23.00%	2.60%
Private Equity	10.00%	7.60%
Real Estate	10.00%	4.10%
Alternatives	6.00%	5.20%
Total	100.00%	

In setting the long-term expected rate of return, projections employed to model future returns provide a range of expected long-term returns that, including expected inflation, ultimately support a long-term exptected nominal rate of return assumption of 7.25%.

Discount Rate - The discount rate used to measure the total pension liability was 7.25%. The projection of cash flows used to determine the discount rate applied to the actuarial cost method and assumptions shown above. In addition, the following methods and assumptions were used in the projection of cash flows:

- Total covered payroll for the initial projection year consists of the covered payroll of the active membership present on the valuation date and the covered payroll of future plan members assumed to be hired during the year. In subsequent projection years, total covered payroll was assumed to increase annually at a rate of 3.00%.

NOTE 7: Defined Benefit Pension Plan (Continued)

Pension Liabilities, Pension Expense, and Deferred Outflows of Resources and Deferred Inflows of Resources Related to Pensions (Continued)

- Employee contributions were assumed to be made at the member contribution rates in effect for each year, including the scheduled increases in Senate Bill (SB) 18-200, required adjustments resulting from the 2018 and 2020 AAP assessments. Employee contributions for future plan participants were used to reduce the estimated amount of total service costs for future plan members.
- District contributions were assumed to be made at rates equal to the fixed statutory rates specified in law for each year, including the scheduled increase in SB 18-200, required adjustments resulting from the 2018 and 2020 AAP assessments. District contributions also include current and estimated future AED and SAED, until the actuarial value funding ratio reaches 103%, at which point the AED and SAED will each drop 0.50% every year until they are zero. Additionally, estimated District contributions reflect reductions for the funding of the annual increase reserve and retiree health care benefits. For future plan members, District contributions were further reduced by the estimated amount of total service costs for future plan members not financed by their member contributions.
- As specified in law, the state, as a nonemployer contributing entity, will provide an annual direct distribution of $225 million, commencing July 1, 2018, that is proportioned between the PERA Division Trust Funds, including SDTF, based upon the covered payroll. The annual direct distribution ceases when all PERA Division Trust Funds are fully funded.
- District contributions and the amount of total service costs for future plan participants were based upon a process to estimate future actuarially determined contributions assuming an analogous future plan member growth rate.
- The annual increase reserve balance was excluded from the initial fund net position, as, per statute, annual increase reserve amounts cannot be used to pay benefits until transferred to either the retirement benefits reserve or the survivor benefits reserve, as appropriate. Annual increase reserve transfers to the fiduciary net position and the subsequent annual increase reserve benefit payments were estimated and included in the projections.
- Benefit payments and contributions were assumed to be made at the middle of the year.

Based on the above assumptions and methods, the SDTF's fiduciary net position was projected to be available to make all projected future benefit payments of current participants. Therefore, the long-term expected rate of return of 7.25% on pension plan investments was applied to all periods of projected benefit payments to determine the total pension liability. The discount rate determination does not use the municipal bond index rate, and therefore, the discount rate is 7.25%. There was no change in the discount rate from the prior measurement date.

Sensitivity of the District's Proportionate Share of the Net Pension Liability to Changes in the Discount Rate - The following presents the District's proportionate share of the net pension liability calculated using the discount rate of 7.25%, as well as the District's proportionate share of the net pension liability if it were calculated using a discount rate that is one percentage point lower or one percentage point higher than the current rate, as follows:

NOTE 7: Defined Benefit Pension Plan (Continued)

Pension Liabilities, Pension Expense, and Deferred Outflows of Resources and Deferred Inflows of Resources Related to Pensions (Continued)

	1% Decrease (6.25%)	Current Discount Rate (7.25%)	1% Increase (8.25%)
Proportionate share of the net pension liability	$ 24,608,022	$ 18,150,611	$ 12,741,627

Pension Plan Fiduciary Net Position - Detailed information about the SDTF's fiduciary net position is available in PERA's separately issued annual comprehensive financial report, which may be obtained at https://www.copera.org/forms-resources/financial-reports-and-studies.

NOTE 8: Postemployment Healthcare Benefits

General Information

Plan Description - All employees of the District are eligible to receive postemployment benefits other than pensions (OPEB) through the Health Care Trust Fund (HCTF), a cost-sharing multiple-employer defined benefit postemployment healthcare plan administered by the Public Employees' Retirement Association of Colorado (PERA). Title 24, Article 51, Part 12 of the Colorado Revised Statutes (CRS), as amended, sets forth a framework that grants authority to the PERA Board to contract, self-insure, and authorize disbursements necessary in order to carry out the purposes of the PERACare program, including the administration of the premium subsidies. CRS provisions may be amended by the Colorado General Assembly. PERA issues a publicly available financial report, that includes information on the HCTF, which may be obtained at https://www.copera.org/forms-resources/financial-reports-and-studies.

Benefits Provided - The HCTF provides a healthcare premium subsidy to eligible participating benefit recipients and retirees who choose to enroll in one of the PERA health care plans. However, the subsidy is not available if benefit recipients or retirees are only enrolled in the dental and/or vision plan(s). Eligibility to enroll is voluntary and includes benefit recipients, their eligible dependents and surviving spouses, among others. Eligible benefit recipients may enroll in the HCTF upon retirement, upon the occurrence of certain life events, or on an annual basis during an open enrollment period. The health care premium subsidy is based on the benefit structure under which the member retires and the member's years of service credit. The basis for the amount of the premium subsidy funded by each trust fund is the percentage of the member contributions account balance from each division as it relates to the total member contribution account balance from which the retirement benefit is paid.

CRS § 24-51-1202 et seq. specifies the eligibility for enrollment in the health care plans offered by PERA and the amount of the premium subsidy. The law governing a benefit recipient's eligibility for the subsidy and the amount of the subsidy differs slightly depending under which benefit structure the benefits are calculated. All benefit recipients under the PERA benefit structure are eligible for a premium subsidy, if enrolled in a health care plan under PERACare.

Enrollment in the PERACare health benefits program is voluntary and available to benefit recipients and their eligible dependents, certain surviving spouses, and divorced spouses and guardians, among others. Eligible benefit recipients may enroll into the program upon retirement, upon the occurrence of certain life events, or on an annual basis during an open enrollment period.

NOTE 8: Postemployment Healthcare Benefits (Continued)

General Information (Continued)

PERA Benefit Structure - The maximum service-based premium subsidy is $230 per month for benefit recipients who are under 65 years of age and who are not entitled to Medicare, and $115 per month for benefit recipients who are over 65 years of age or who are under 65 years of age and entitled to Medicare. The maximum subsidy is based on 20 or more years of service. The subsidy is reduced by 5% for each year of service less than 20 years. The benefit recipient pays the remaining portion of the premium not covered by the subsidy.

For benefit recipients who have not participated in Social Security and who are not otherwise eligible for premium-free Medicare Part A for hospital-related services, CRS § 24-51-1206(4) provides an additional subsidy. According to the State statute, PERA cannot charge premiums to benefit recipients without Medicare Part A that are greater than premiums charged to benefit recipients with Part A for the same plan option, coverage level, and service credit. Currently, for each individual PERACare enrollee, the total premium for Medicare coverage is determined assuming plan participants have both Medicare Part A and Part B and the difference in premium cost is paid by the HCTF on behalf of recipients not covered by Medicare Part A.

Contributions - As established by Title 24, Article 51, Section 208(1)(f) of the CRS, as amended, 1.02% of the District's contributions to the School Division Trust Fund (SDTF) (Note 7) are apportioned to the HCTF. No employee contributions are required. These contribution requirements are established and may be amended by the State Legislature. The District's apportionment to the HCTF for the year ended June 30, 2025, was $84,581, equal to the required amount.

OPEB Liabilities, OPEB Expense, and Deferred Outflows of Resources and Deferred Inflows of Resources Related to OPEB

At June 30, 2025, the District reported a net OPEB liability of $322,043, representing its proportionate share of the net OPEB liability of the HCTF. The net OPEB liability was measured at December 31, 2024, and the total OPEB liability used to calculate the net OPEB liability was determined by an actuarial valuation as of December 31, 2023. Standard update procedures were used to roll forward the total OPEB liability to December 31, 2024. The District's proportion of the net OPEB liability was based on the District's contributions to the HCTF for the calendar year ended December 31, 2024, relative to the contributions of all participating employers.

At December 31, 2024, the District's proportion was 0.0673494335%, which was an increase of 0.0023475498% from its proportion measured at December 31, 2023.

For the year ended June 30, 2025, the District recognized OPEB expense of ($56,309). At June 30, 2025, the District reported deferred outflows of resources and deferred inflows of resources related to OPEB from the following sources:

NOTE 8: Postemployment Healthcare Benefits (Continued)

OPEB Liabilities, OPEB Expense, and Deferred Outflows of Resources and Deferred Inflows of Resources Related to OPEB (Continued)

	Deferred Outflows of Resources	Deferred Inflows of Resources
Differences between expected and actual experience	$ -	$ 71,038
Changes of assumptions and other inputs	3,692	102,942
Net difference between projected and actual earnings on plan investments	1,093	-
Changes in proportion and differences between contributions recognized and proportionate share of contributions	118,781	-
Contributions subsequent to the measurement date	42,604	-
Total	$ 166,170	$ 173,980

District contributions subsequent to the measurement date of $42,604 will be recognized as a reduction of the net OPEB liability in the subsequent fiscal year. Other amounts reported as deferred outflows of resources and deferred inflows of resources related to OPEB will be recognized as OPEB expense as follows:

Year Ended June 30,	
2026	$ (13,293)
2027	4,568
2028	(10,179)
2029	(12,378)
2030	(11,862)
2031	(7,270)
Total	$ (50,414)

Actuarial Assumptions - The actuarial valuation as of December 31, 2023, determined the total OPEB liability using the following actuarial cost method, actuarial assumptions, and other inputs, applied to all periods included in the measurement.

NOTE 8: Postemployment Healthcare Benefits (Continued)

OPEB Liabilities, OPEB Expense, and Deferred Outflows of Resources and Deferred Inflows of Resources Related to OPEB (Continued)

Actuarial Cost Method	Entry Age
Price inflation	2.30%
Real wage growth	0.70%
Wage inflation	3.00%
Salary increases, including wage inflation	3.40% - 11.00%
Long-term investment rate of return, net of OPEB plan investment expenses, including price inflation	7.25%
Discount rate	7.25%
Heath care cost trend rates:	
Service-based premium subsidy	0.0%
PERACare Medicare plans	
16% in 2024, then 6.75% in 2025, gradually decreasing to 4.5% in 2034	
MAPD PPO #2	
105% in 2024, then 8.55% in 2025, gradually decreasing to 4.50% in 2034	
Medicare Part A premiums:	
3.5% in 2024, gradually increasing to 4.5% in 2033	

The total OPEB liability for the HCTF, as of the December 31, 2024, measurement date, was adjusted to reflect the disaffiliation of Tri-County Health Department (Tri-County Health), effective December 31, 2022. The additional employer disaffiliation payment allocation to the HCTF and the Local Government Division Trust Fund were $0.020 million and $0.486 million, respectively.

Annually, the per capita health care costs are developed by plan option. At December 31, 2023, actuarial valuation and costs are based on 2024 premium rates for the UnitedHealthcare Medicare Advantage Prescription Drug (MAPD) PPO plan #1, the UnitedHealthcare MAPD PPO plan #2, and the Kaiser Permanente MAPD HMO plan. Actuarial morbidity factors are then applied to estimate individual retiree and spouse costs by age, gender, and health care cost trend. This approach applies to all members and is adjusted accordingly for those not eligible for premium-free Medicare Part A for the PERA benefit structure.

Age-Related Morbidity Assumptions

Participant Age	Annual Increase (Male)	Annual Increase (Female)
65-68	2.2%	2.3%
69	2.8%	2.2%
70	2.7%	1.6%
71	3.1%	0.5%
72	2.3%	0.7%
73	1.2%	0.8%
74	0.9%	1.5%
75-85	0.9%	1.3%
86 and Older	0.0%	0.0%

NOTE 8: Postemployment Healthcare Benefits (Continued)

OPEB Liabilities, OPEB Expense, and Deferred Outflows of Resources and Deferred Inflows of Resources Related to OPEB (Continued)

In determining the additional liability for PERACare enrollees who are age 65 or older and who are not eligible for premium-free Medicare Part A in the December 31, 2023, valuation, the following monthly costs/premium are assumed for 2024 for the PERA Benefit Structure:

Sample Age	MAPD PPO #1 with Medicare Part A for Retiree / Spouse		MAPD PPO #2 with Medicare Part A for Retiree / Spouse		MAPD HMO (Kaiser) with Medicare Part A for Retiree / Spouse	
	Male	Female	Male	Female	Male	Female
65	$ 1,710	$ 1,420	$ 585	$ 486	$ 1,897	$ 1,575
70	$ 1,921	$ 1,589	$ 657	$ 544	$ 2,130	$ 1,763
75	$ 2,122	$ 1,670	$ 726	$ 571	$ 2,353	$ 1,853

Sample Age	MAPD PPO #1 without Medicare Part A for Retiree / Spouse		MAPD PPO #2 without Medicare Part A for Retiree / Spouse		[APD HMO (Kaiser) without Medica Part A for Retiree / Spouse	
	Male	Female	Male	Female	Male	Female
65	$ 6,536	$ 5,429	$ 4,241	$ 3,523	$ 7,063	$ 5,866
70	$ 7,341	$ 6,073	$ 4,764	$ 3,941	$ 7,933	$ 6,563
75	$ 8,110	$ 6,385	$ 5,262	$ 4,143	$ 8,763	$ 6,900

The 2024 Medicare Part A premium is $505 per month. All costs are subject to the health care cost trend rates.

Health care cost trend rates reflect the change in per capita health costs over time due to factors such as medical inflation, utilization, plan design, and technology improvements. For the PERA benefit structure, health care cost trend rates are needed to project the future costs associated with providing benefits to those PERACare enrollees not eligible for premium free Medicare Part A.

Health care cost trend rates for the PERA benefit structure are based on published annual health care inflation surveys in conjunction with actual plan experience (if credible), building block models and industry methods developed by health plan actuaries and administrators. In addition, projected trends for the Federal Hospital Insurance Trust Fund (Medicare Part A premiums) provided by the Centers for Medicare & Medicaid Services are referenced in the development of these rates. Medicare plan rates are applied where members have no premium-free Part A and where those premiums are already exceeding the maximum subsidy. MAPD PPO #2 has a separate trend, because the first year rates are still below the maximum subsidy and reflect the estimated impact of the Inflation Reduction Act for that plan option.

NOTE 8: Postemployment Healthcare Benefits (Continued)

OPEB Liabilities, OPEB Expense, and Deferred Outflows of Resources and Deferred Inflows of Resources Related to OPEB (Continued)

The PERA benefit structure health care cost trend rates used to measure the total OPEB liability are summarized in the table below:

Measurement Year	PERACare Medicare Plans *	PERACare Medicare Plans *	Medicare Part A Premiums
2024	16.00%	105.00%	3.50%
2025	6.75%	8.55%	3.75%
2026	6.50%	8.10%	3.75%
2027	6.25%	7.65%	4.00%
2028	6.00%	7.20%	4.00%
2029	5.75%	6.75%	4.25%
2030	5.50%	6.30%	4.25%
2031	5.25%	5.85%	4.25%
2032	5.00%	5.40%	4.25%
2033	4.75%	4.95%	4.50%
2034+	4.50%	4.50%	4.50%

*Increase in 2024 trend rates due to the effect of the Inflation Reduction Act.

Mortality assumptions used in the December 31, 2023, valuation for the determination of the total pension liability, reflect generational mortality and were applied, as applicable, in the December 31, 2023, valuation for the HCTF, but developed using a headcount-weighted basis. SDTF participates in the HCTF (Note 7). All categories of the mortality tables are generationally projected using scale MP-2019. Mortality assumptions used were as follows:

- The pre-retirement mortality assumptions for the SDTF were based upon the PubT-2010 Employee Table.
- Post-retirement non-disabled mortality assumptions for the SDTF were based upon the PubT-2010 Healthy Retiree Table, adjusted as follows: 1) males: 112% of the rates prior to age 80 and 94% of the rates for ages 80 and older, and 2) females: 83% of the rates prior to age 80 and 106% of the rates for ages 80 and older.
- Disabled mortality assumptions were based upon the PubS-2010 Disabled Retiree Table using 99% of the rates for all ages.

The health care costs assumptions were updated and used in the roll-forward calculation for the HCTF.
Per capita health care costs as of the December 31, 2023, valuation date for those PERACare enrollees under the PERA benefit structure who are expected to attain age 65 and older and are not eligible for premium-free Medicare Part A benefits were updated to reflect the costs for the 2024 plan year. The healthcare cost trend rates applicable to health care premiums were revised to reflect the then-current expectation of future increases in those premiums. A separate trend rate assumption set was added for MAPD PPO #2 as the first-year rate is still below the maximum subsidy and also the assumption set reflects the estimated impact of the Inflation Reduction Act for that plan option. The Medicare health care plan election rate assumptions were updated effective as of the December 31, 2023, valuation rate based on an experience analysis of recent data.

NOTE 8: Postemployment Healthcare Benefits (Continued)

OPEB Liabilities, OPEB Expense, and Deferred Outflows of Resources and Deferred Inflows of Resources Related to OPEB (Continued)

The actuarial assumptions used in the December 31, 2023, valuations were based on the results of the 2020 experience analysis, dated October 28, 2020, and November 4, 2020, for the period January 1, 2016, through December 31, 2019, and were reviewed and adopted by the PERA Board of Directors at their November 20, 2020, meeting.

Based on the 2024 experience analysis, dated January 3, 2025, for the period January 1, 2020, to December 31, 2023, revised actuarial assumptions were adopted by PERA's Board of Directors on January 17, 2025, and were effective as of December 31, 2024. The following assumptions were reflected in the roll forward calculation of the total OPEB liability from December 31, 2023, to December 31, 2024.

The following health care costs assumptions were used in the roll-forward calculation for the HCTF.

- Salary increases, including wage inflation for the SDTF were 4% - 13.40%.
- Salary scale assumptions were altered to better reflect actual experience.
- Rates of termination/withdrawal, retirement, and disability were revised to more closely reflect actual experience.
- Participation rates were reduced.
- MAPD premium costs are no longer age graded.

Plan	With Medicare Part A	Without Medicare Part A
MAPD PPO#1	$ 1,824	$ 6,972
MAPD PPO #2	$ 624	$ 4,524
MAPD HMO (Kaiser)	$ 2,040	$ 7,596

The adjustments for credibility applied to the Pub-2010 mortality tables for active and retired lives, including beneficiaries, were updated based on the experience. All categories in the mortality tables are generationally projected using the 2024 adjusted MP-2021 project scale. These assumptions updated for the Division Trust Funds, were also applied in the roll-forward calculations for the HCTF using a headcount-weighted basis. Affiliated employers of the SDTF participate in the HCTF (Note 6).

- The pre-retirement mortality assumptions for the SDTF were based upon the PubT-2010 Employee Table.
- Post-retirement non-disabled mortality assumptions for the SDTF were based upon the PubT-2010 Healthy Retiree Table, adjusted as follows: 1) males: 106% of the rates for all ages, and 2) females: 86% of the rates prior to age 85 and 115% of the rates for ages 85 and older.
- Disabled mortality assumptions were based upon the PubS-2010 Disabled Retiree Table using 99% of the rates for all ages.

The actuarial assumptions pertaining to per capita health care costs and their related trend rates are analyzed annually and updated, as appropriate, by the PERA Board of Director's actuary.

NOTE 8: Postemployment Healthcare Benefits (Continued)

OPEB Liabilities, OPEB Expense, and Deferred Outflows of Resources and Deferred Inflows of Resources Related to OPEB (Continued)

The long-term expected return on plan assets is monitored on an ongoing basis and reviewed as part of periodic experience studies prepared every four years, and asset/liability studies, performed every three-to-five years for PERA. The most recent analyses were outlined in the 2024 Experience Study report dated January 3, 2025.

Several factors are considered in evaluating the long-term rate of return assumption, including long-term historical data, estimates inherent in current market data, and a log-normal distribution analysis in which best-estimate ranges of expected future real rates of return (expected return, net of investment expense and inflation) were developed for each major asset class. These ranges were combined to produce the long-term expected rate of return by weighing the expected future real rates of return by the target asset allocation percentages and then adding expected inflation.

The PERA Board first adopted the 7.25% long-term expected rate of return as of November 18, 2016. Following an asset/liability study, the Board reaffirmed the assumed rate of return at the PERA Board of Director's meetings on November 15, 2019, and the September 20, 2024.

As of the most recent reaffirmation of the long-term rate of return, the target asset allocation, and best estimates of geometric real rates of return for each major asset class are summarized in the table as follows:

Asset Class	Target Allocation	30 Year Expected Geometric Real Rate of Return
Global Equity	51.00%	5.00%
Fixed Income	23.00%	2.60%
Private Equity	10.00%	7.60%
Real Estate	10.00%	4.10%
Alternatives	6.00%	5.20%
Total	100.00%	

In setting the long-term expected rate of return, projections employed to model future returns provide a range of expected long-term returns that, including expected inflation, ultimately support a long-term expected nominal rate of return assumption of 7.25%.

Discount rate - The discount rate used to measure the total OPEB liability was 7.25%. The projection of cash flows used to determine the discount rate applied the actuarial cost method and assumptions. In addition, the following methods and assumptions were used in the projection of cash flows:

- Updated health care cost trend rates for Medicare Part A premiums as of the December 31, 2024, measurement date.
- Total covered payroll for the initial projection year consists of the covered payroll of the active membership present on the valuation date and the covered payroll of future plan members assumed to be hired during the year. In subsequent projection years, total covered payroll was assumed to increase annually at a rate of 3%.

NOTE 8: Postemployment Healthcare Benefits (Continued)

OPEB Liabilities, OPEB Expense, and Deferred Outflows of Resources and Deferred Inflows of Resources Related to OPEB (Continued)

- Employer contributions were assumed to be made at rates equal to the fixed statutory rates specified in law and effective as of the measurement date.
- Employer contributions and the amount of total service costs for future plan members were based upon a process to estimate future actuarially determined contributions assuming an analogous future plan member growth rate.
- Estimated transfers of dollars into the HCTF representing a portion of purchase service agreements intended to cover the costs associated with OPEB benefits.
- Benefit payments and contributions were assumed to be made at the middle of the year.
- As of December 31, 2024, measurement date, the fiduciary net position, and related disclosure components for the HCTF reflect payments related to disaffiliation of Tri-County Health Department as a PERA-affiliated employer, effective December 31, 2022. The employer disaffiliation payment and receivable allocations to the HCTF and Local Government Division Trust Fund were $0.020 million and $0.486 million, respectively.

Based on the above assumptions and methods, the HCTF's fiduciary net position was projected to be available to make all projected future benefit payments of current members. Therefore, the long-term expected rate of return of 7.25% on OPEB plan investments was applied to all periods of projected benefit payments to determine the total OPEB liability. The discount rate determination does not use the municipal bond index rate, and therefore, the discount rate is 7.25%. There was no change in the discount rate from the prior measurement date.

Sensitivity of the District's proportionate share of the net OPEB liability to changes in the Health Care Cost Trend Rates. The following presents the net OPEB liability using the current health care cost trend rates applicable to the PERA benefit structure, as well as if it were calculated using health care cost trend rates that are one percentage point lower or one percentage point higher than the current rates:

	1% Decrease in Trend Rates	Current Trend Rates	1% Increase in Trend Rates
Initial PERACare Medicare trend rate**	5.75%	6.75%	7.75%
Ultimate PERACare Medicare trend rate	3.50%	4.50%	5.50%
Initial MAPD PPO#2 trend rate**	7.55%	8.55%	9.55%
Ultimate MAPD PPO#2 trend rate	3.50%	4.50%	5.50%
Initial Medicare Part A trend rate**	2.75%	3.75%	4.75%
Ultimate Medicare Part A trend rate	3.50%	4.50%	5.50%
Net OPEB Liability	$ 313,366	$ 322,043	$ 331,862

** For the January 1, 2025, plan year.

Sensitivity of the District's proportionate share of the net OPEB liability to changes in the discount rate. The following presents the proportionate share of the net OPEB liability calculated using the discount rate of 7.25%, as well as what the proportionate share of the net OPEB liability would be if it were calculated using a discount rate that is one percentage point lower (6.25%) or one percentage point higher (8.25%) than the current rate:

NOTE 8: Postemployment Healthcare Benefits (Continued)

OPEB Liabilities, OPEB Expense, and Deferred Outflows of Resources and Deferred Inflows of Resources Related to OPEB (Continued)

	1% Decrease (6.25%)	Current Discount Rate (7.25%)	1% Increase (8.25%)
Proportionate share of the net OPEB liability	$ 394,668	$ 322,043	$ 259,431

OPEB Plan Fiduciary Net Position - Detailed information about the HCTF's fiduciary net position is available in PERA's separately issued annual comprehensive financial report, which may be obtained at https://www.copera.org/forms-resources/financial-reports-and-studies

NOTE 9: Commitments and Contingencies

Claims and Judgments

The District participates in a number of federal, state, and local programs that are fully or partially funded by grants received from other governmental entities. Expenditures financed by grants are subject to audit by the appropriate grantor government. If expenditures are disallowed due to noncompliance with grant program regulations, the District may be required to reimburse the grantor government. At June 30, 2025, significant amounts of grant expenditures have not been audited but management believes that disallowed expenditures, if any, based on subsequent audits will not have a material effect on the overall financial position of the District.

Tabor Amendment

In November 1992, Colorado voters passed Article X, Section 20 (the Amendment) to the State Constitution which limits state and local government taxing powers and imposes spending limits. The District is subject to the Amendment.

In November 1997, voters within the District authorized the District to collect and to expend the full revenues received by the District from any source in the current fiscal year and in each fiscal year thereafter, notwithstanding the limits of the Amendment. The Amendment is subject to many interpretations, but the District believes it is in substantial compliance with the Amendment.

The Amendment requires the District to establish a reserve for emergencies, representing 3% of qualifying expenditures. At June 30, 2025, the District's emergency reserve was reported as restricted fund balance in the General Fund in the amount of $478,000.

Litigation

The District from time to time is involved in various legal matters. In the opinion of the District's counsel, there are no pending legal issues that would have a material adverse effect on the financial condition of the District.

NOTE 10: Joint Venture

The District is a member of the East Central Board of Cooperative Services (BOCES), a joint venture of local school districts. The BOCES is governed by a board formed of one board member from each member district. The participants oversee budgeting and finance. During the fiscal year ended June 30, 2025, the District contributed $320,127 to the BOCES. Additional financial information of the BOCES may be found at www.ecboces.org.

REQUIRED SUPPLEMENTARY INFORMATION

STRASBURG SCHOOL DISTRICT 31J
BUDGETARY COMPARISON SCHEDULE
GENERAL FUND
Year Ended June 30, 2025

	BUDGET			VARIANCE
	ORIGINAL	FINAL	ACTUAL	Positive (Negative)
REVENUES				
Local Sources	$ 5,037,887	$ 4,631,855	$ 4,679,520	$ 47,665
County Sources	665	357	357	-
State Grants	10,090,135	10,482,347	11,002,495	520,148
Federal Grants	100,881	109,151	137,582	28,431
TOTAL REVENUES	15,229,568	15,223,710	15,819,954	596,244
EXPENDITURES				
Current				
Instruction	8,950,153	9,132,373	8,748,045	384,328
Supporting Services				
Students	650,385	732,496	964,889	(232,393)
Instructional Staff	355,238	365,042	370,468	(5,426)
General Administration	430,944	421,027	420,740	287
School Administration	1,169,514	1,162,208	1,259,225	(97,017)
Business Services	381,217	231,397	181,617	49,780
Operations and Maintenance	2,175,951	2,103,350	2,017,165	86,185
Student Transportation	458,369	596,263	677,990	(81,727)
Central Support	532,493	517,944	612,747	(94,803)
Facilities Acquisition	4,000	157,239	-	157,239
Total Supporting Services	6,158,111	6,286,966	6,504,841	(217,875)
Capital Outlay	71,304	75,804	225,714	(149,910)
TOTAL EXPENDITURES	15,179,568	15,495,143	15,478,600	16,543
EXCESS OF REVENUES OVER (UNDER) EXPENDITURES	50,000	(271,433)	341,354	612,787
OTHER FINANCING SOURCES (USES)				
Insurance Proceeds	-	-	47,920	47,920
Transfers Out	-	(2,160,000)	(2,145,000)	15,000
TOTAL OTHER FINANCING SOURCES (USES)	-	(2,160,000)	(2,097,080)	62,920
CHANGE IN FUND BALANCE	50,000	(2,431,433)	(1,755,726)	675,707
FUND BALANCE, Beginning	3,118,273	6,072,753	6,072,753	-
FUND BALANCE, Ending	$ 3,168,273	$ 3,641,320	$ 4,317,027	$ 675,707

STRASBURG SCHOOL DISTRICT 31J
REQUIRED SUPPLEMENTARY INFORMATION
SCHEDULE OF PROPORTIONATE SHARE OF THE NET PENSION LIABILITY AND CONTRIBUTIONS
PUBLIC EMPLOYEES' RETIREMENT ASSOCIATION OF COLORADO SCHOOL DIVISION TRUST FUND
June 30, 2025

MEASUREMENT YEAR	12/31/24	12/31/23	12/31/22	12/31/21
PROPORTIONATE SHARE OF THE NET PENSION LIABILITY				
District's Proportion of the Net Pension Liability	0.1051910588%	0.1086543582%	0.0911853057%	0.0879283835%
District's Proportionate Share of the Net Pension Liability	$ 18,150,611	$ 19,213,809	$ 10,232,548	$ 14,390,797
State's Proportionate Share of the Net Pension Liability Associated with the District	1,630,213	421,302	1,173,031	-
Total Proportionate Share of the Net Pension Liability	$ 19,780,824	$ 19,635,111	$ 11,405,579	$ 14,390,797
District's Covered Payroll	$ 8,128,587	$ 7,183,018	$ 6,180,720	$ 4,781,541
District's Proportionate Share of the Net Pension Liability as a Percentage of Covered Payroll	223%	267%	166%	301%
Plan Fiduciary Net Position as a Percentage of the Total Pension Liability	67%	66%	75%	67%
FISCAL YEAR	6/30/25	6/30/24	6/30/23	6/30/22
DISTRICT CONTRIBUTIONS				
Statutorily Required Contribution	$ 1,689,953	$ 1,594,292	$ 1,424,900	$ 1,228,727
Contributions in Relation to the Statutorily Required Contribution	(1,689,953)	(1,594,292)	(1,424,900)	(1,228,727)
Contribution Deficiency (Excess)	$ -	$ -	$ -	$ -
District's Covered Payroll	$ 8,292,218	$ 7,822,886	$ 6,991,658	$ 6,180,720
Contributions as a Percentage of Covered Payroll	20.38%	20.38%	20.38%	19.88%

12/31/20	12/31/19	12/31/18	12/31/17	12/31/16	12/31/15
0.0951899249%	0.0824517033%	0.0820995154%	0.0957923578%	0.0835787504%	0.0990600957%
$ 12,318,106	$ 14,537,406	$ 30,975,844	$ 24,884,626	$ 15,150,542	$ 14,314,484
1,562,390	1,987,783	-	-	-	-
$ 13,880,496	$ 16,525,189	$ 30,975,844	$ 24,884,626	$ 15,150,542	$ 14,314,484
$ 4,843,726	$ 4,513,454	$ 4,418,500	$ 4,477,714	$ 4,426,714	$ 4,424,541
254%	322%	701%	556%	342%	324%
65%	57%	44%	43%	59%	63%
06/30/21	06/30/20	06/30/19	06/30/18	06/30/17	06/30/16
$ 1,029,541	$ 982,899	$ 880,188	$ 836,192	$ 809,220	$ 791,419
(1,029,541)	(982,899)	(880,188)	(836,192)	(809,220)	(791,419)
$ -	$ -	$ -	$ -	$ -	$ -
$ 5,178,778	$ 5,067,324	$ 4,601,035	$ 4,435,220	$ 4,399,925	$ 4,462,335
19.88%	19.40%	19.13%	18.85%	18.39%	17.74%

STRASBURG SCHOOL DISTRICT 31J
REQUIRED SUPPLEMENTARY INFORMATION
SCHEDULE OF PROPORTIONATE SHARE OF THE NET OPEB LIABILITY AND CONTRIBUTIONS
PUBLIC EMPLOYEES' RETIREMENT ASSOCIATION OF COLORADO HEALTH CARE TRUST FUND
June 30, 2025

MEASUREMENT YEAR	12/31/24	12/31/23	12/31/22	12/31/21
PROPORTIONATE SHARE OF THE NET OPEB LIABILITY				
District's Proportion of the Net OPEB Liability	0.0673494335%	0.0650018837%	0.0692652458%	0.0574104560%
District's Proportionate Share of the Net OPEB Liability	$ 322,043	$ 463,935	$ 565,536	$ 495,053
District's Covered Payroll	$ 8,128,587	$ 7,183,018	$ 7,028,795	$ 5,495,235
District's Proportionate Share of the Net OPEB Liability as a Percentage of Covered Payroll	4%	6%	8%	9%
Plan Fiduciary Net Position as a Percentage of the Total OPEB Liability	60%	46%	39%	33%
FISCAL YEAR	6/30/25	6/30/24	6/30/23	6/30/22
DISTRICT CONTRIBUTIONS				
Statutorily Required Contribution	$ 84,581	$ 79,793	$ 71,315	$ 63,043
Contributions in Relation to the Statutorily Required Contribution	(84,581)	(79,793)	(71,315)	(63,043)
Contribution Deficiency (Excess)	$ -	$ -	$ -	$ -
District's Covered Payroll	$ 8,292,218	$ 7,822,886	$ 6,991,658	$ 6,180,720
Contributions as a Percentage of Covered Payroll	1.02%	1.02%	1.02%	1.02%

This schedule is presented to show information for 10 years.
The information for the full 10 years will be presented when available.

12/31/20	12/31/19	12/31/18	12/31/17
0.0550498453%	0.0538695660%	0.0533651760%	0.0544253020%
$ 523,097	$ 605,493	$ 726,056	$ 707,311
$ 5,090,712	$ 4,843,726	$ 4,513,454	$ 4,498,602
10%	13%	16%	16%
24%	17%	18%	18%
6/30/21	6/30/20	6/30/19	6/30/18
$ 52,824	$ 51,687	$ 46,931	$ 45,240
(52,824)	(51,687)	(46,931)	(45,240)
$ -	$ -	$ -	$ -
$ 5,178,778	$ 5,067,324	$ 4,601,035	$ 4,435,220
1.02%	1.02%	1.02%	1.02%

NOTE 1: Stewardship, Compliance, and Accountability

Budgetary Information

Budgets are adopted for all funds on a basis consistent with generally accepted accounting principles. The District adheres to the following procedures to establish the budgetary information reflected in the financial statements.

- Management submits to the Board of Education a proposed budget for the fiscal year commencing the following July 1. The budget includes proposed expenditures and the means of financing them.
- Public hearings are conducted by the School Board of Education to obtain taxpayer comments.
- Prior to June 30, the budget is adopted by formal resolution.
- Expenditures may not legally exceed appropriations at the fund level. Authorization to transfer budget amounts between programs and/or departments within any fund and the reallocation of budget line items within any program and/or department rests with the Superintendent. Revisions that alter the total expenditures of any fund must be approved by the Board of Education.
- All budget appropriations lapse at fiscal year-end.

Budget Compliance and Accountability

At June 30, 2025, the District's Food Service Fund actual expenditures/expenses exceeded budgeted appropriations by $2,375. The Building Fund budgeted a negative fund balance in the amount of $121,463. These may be a violation of state statutes.

NOTE 2: Significant Changes in Plan Provisions Affecting Trends in Actuarial Information

STDF Plan - Senate Bill (SB) 23-056, enacted and effective June 2, 2023, intended to recompense PERA for the remaining portion of the $225 million direct distribution originally scheduled for receipt July 1, 2020, suspended due to the enactment of House Bill (HB) 20-1379, but not fully repaid through the provisions within HB 22-1029. Pursuant to SB 23-056, the State Treasurer issued a warrant consisting of the balance of the PERA Payment Cash Fund, created in §24-51-416, plus $10 million from the General Fund, totaling $14.561 million.

As of the December 31, 2023, measurement date, the total pension liability (TPL) recognizes the change in the default method applied for granting service accruals for certain members, from a "12-pay" method to a "non-12-pay" method. The default service accrual method for positions with an employment pattern of at least eight months but fewer than 12 months (including, but not limited to, positions in the School and DPS Divisions) receive a higher ratio of service credit for each month worked, up to a maximum of 12 months of service credit per year.

HCTF Plan - As of the December 31, 2023, measurement date, the fiduciary net position (FNP), and related disclosure components for the Health Care Trust Fund (HCTF) reflect payments related to the disaffiliation of Tri-County Health Department (Tri-County Health) as a PERA-affiliated employer, effective December 31, 2022. As of the December 31, 2023, year-end, PERA recognized two additions for accounting and financial reporting purposes: a $24 million payment received on December 4, 2023, and a $2 million receivable. The employer disaffiliation payment and receivable allocations to the HCTF and Local Government Division Trust Fund were $1.033 million and $24.967 million, respectively.

NOTE 2: Significant Changes in Plan Provisions Affecting Trends in Actuarial Information (Continued)

As of the December 31, 2024, measurement date, the fiduciary net position, and related disclosure components for HCTF reflect additional payments related to the disaffiliation of Tri-County Health Department as a PERA-affiliated employer, effective December 31, 2022. The additional employer disaffiliation payment allocations to the HCTF and Local Government Division Trust Fund were $0.020 million and $0.486 million, respectively.

For RSI disclosures reported in previous years, refer to the PERA's annual comprehensive financial report (ACFR) notes to the required supplementary information at the following link: https://www.copera.org/forms-resources/financial-reports-and-studies.

NOTE 3: Changes in Assumptions and Other Inputs

STDF Plan – Salary scale assumptions were altered to better reflect actual experience. Rates of termination/withdrawal, retirement, and disability were revised to more closely reflect actual experience. The Pub-2010 Public Retirement Plans Mortality base tables were retained for purposes of active, retired, disabled, and beneficiary lives, with revised adjustments for credibility and gender, where applicable. In addition, the applied generational projection scale was updated to the 2024 adjusted scale MP-2021. The estimated administrative expense as a percentage of covered payroll was increased from 0.40% to 0.45%.

SB 25-310 was enacted on June 2, 2025, and effective immediately, allows PERA to accept a series of warrants from the State Treasurer totaling $500 million on or after July 1, 2025, and before October 1, 2025. These dollars will be proportioned over time to replace reductions to the future direct distributions intended to fund the Peace Officer Training and Support Fund and, at that time, will be allocated to the appropriate Division Trust Fund(s) within PERA. SB 25-310 also allows for an alternative actuarial method to allocate the direct distribution if the allocation, based on the reported payroll of each participating division, results in an AAP assessment ratio below the 98% benchmark.

HCTF Plan – Salary scale assumptions were altered to better reflect actual experience. Rates of termination/withdrawal, retirement, and disability were revised to more closely reflect actual experience. The adjustments for credibility applied to the Pub-2010 mortality tables for active and retired lives, including beneficiaries, were updated based on experience. In addition, the mortality projection scale was updated to the 2024 adjusted scale MP-2021 to reflect future improvements in mortality for all groups. Participation rates were reduced. MAPD premium costs are no longer age graded.

For RSI disclosures reported in previous years to the PERA's annual comprehensive financial report (ACFR) notes to the required supplementary information may be obtained as follows: https://www.copera.org/forms-resources/financial-reports-and-studies.

SUPPLEMENTARY INFORMATION

STRASBURG SCHOOL DISTRICT 31J
COMBINING BALANCE SHEET
NONMAJOR GOVERNMENTAL FUNDS
June 30, 2025

	FOOD SERVICE	PUPIL ACTIVITY	CAPITAL PROJECTS	TOTAL
ASSETS				
Cash and Investments	$ 53,642	$ 168,377	$ 220,784	$ 442,803
Inventories	11,610	-	-	11,610
Due from Other Funds	17,340	-	-	17,340
TOTAL ASSETS	$ 82,592	$ 168,377	$ 220,784	$ 471,753
LIABILITIES AND FUND BALANCES				
LIABILITIES				
Accrued Salaries and Benefits	$ 23,368	$ -	$ -	$ 23,368
Unearned Revenues	11,786	-	-	11,786
TOTAL LIABILITIES	35,154	-	-	35,154
FUND BALANCES				
Nonspendable Inventories	11,610	-	-	11,610
Restricted for Food Service	35,828	-	-	35,828
Committed to Capital Outlay	-	-	220,784	220,784
Assigned to Pupil Activities	-	168,377	-	168,377
TOTAL FUND BALANCES	47,438	168,377	220,784	436,599
TOTAL LIABILITIES AND FUND BALANCES	$ 82,592	$ 168,377	$ 220,784	$ 471,753

STRASBURG SCHOOL DISTRICT 31J
COMBINING STATEMENT OF REVENUES, EXPENDITURES, AND CHANGES IN FUND BALANCES
NONMAJOR GOVERNMENTAL FUNDS
Year Ended June 30, 2025

	FOOD SERVICE	PUPIL ACTIVITY	CAPITAL PROJECTS	TOTAL
REVENUES				
Local Sources	$ 31,311	$ 280,035	$ 2,206	$ 313,552
State Sources	209,868	-	-	209,868
Federal Sources	385,106	-	-	385,106
TOTAL REVENUES	626,285	280,035	2,206	908,526
EXPENDITURES				
Current				
Instruction	-	299,136	-	299,136
Food Services	707,425	-	-	707,425
TOTAL EXPENDITURES	707,425	299,136	-	1,006,561
EXCESS OF REVENUES OVER (UNDER) EXPENDITURES	(81,140)	(19,101)	2,206	(98,035)
OTHER FINANCING SOURCES (USES)				
Transfers In	75,000	-	-	75,000
Transfers Out	-	-	(350,000)	(350,000)
TOTAL OTHER FINANCING SOURCES (USES)	75,000	-	(350,000)	(275,000)
CHANGES IN FUND BALANCE	(6,140)	(19,101)	(347,794)	(373,035)
FUND BALANCES, Beginning	53,578	187,478	568,578	809,634
FUND BALANCES, Ending	$ 47,438	$ 168,377	$ 220,784	$ 436,599

STRASBURG SCHOOL DISTRICT 31J
BUDGETARY COMPARISON SCHEDULE
FOOD SERVICE FUND
Year Ended June 30, 2025

	BUDGET			VARIANCE
	ORIGINAL	FINAL	ACTUAL	Positive (Negative)
REVENUES				
Local Sources				
Fees	$ 30,800	$ 30,800	$ 31,070	$ 270
Miscellaneous	-	-	241	241
State Grants	315,700	203,700	209,868	6,168
Federal Grants	332,500	365,770	385,106	19,336
TOTAL REVENUES	679,000	600,270	626,285	26,015
EXPENDITURES				
Current				
Salaries	204,631	219,176	235,720	(16,544)
Benefits	55,868	50,520	54,565	(4,045)
Purchased Services	4,200	4,200	3,142	1,058
Supplies and Materials	458,065	431,154	413,998	17,156
TOTAL EXPENDITURES	722,764	705,050	707,425	(2,375)
EXCESS OF REVENUES OVER (UNDER) EXPENDITURES	(43,764)	(104,780)	(81,140)	23,640
OTHER FINANCING SOURCES				
Transfers In	-	100,000	75,000	(25,000)
CHANGE IN FUND BALANCE	(43,764)	(4,780)	(6,140)	(1,360)
FUND BALANCE, Beginning	17,316	53,578	53,578	-
FUND BALANCE, Ending	$ (26,448)	$ 48,798	$ 47,438	$ (1,360)

STRASBURG SCHOOL DISTRICT 31J
BUDGETARY COMPARISON SCHEDULE
PUPIL ACTIVITY FUND
Year Ended June 30, 2025

	BUDGET			VARIANCE Positive
	ORIGINAL	FINAL	ACTUAL	(Negative)
REVENUES				
Local Sources				
Student Activity Fees	$ 400,000	$ 400,000	$ 280,035	$ (119,965)
EXPENDITURES				
Current				
Instruction	375,000	375,000	299,136	75,864
CHANGE IN FUND BALANCE	25,000	25,000	(19,101)	(44,101)
FUND BALANCE, Beginning	215,398	191,356	187,478	(3,878)
FUND BALANCE, Ending	$ 240,398	$ 216,356	$ 168,377	$ (47,979)

STRASBURG SCHOOL DISTRICT 31J
BUDGETARY COMPARISON SCHEDULE
DEBT SERVICE FUND
Year Ended June 30, 2025

	BUDGET			VARIANCE
	ORIGINAL	FINAL	ACTUAL	Positive (Negative)
REVENUES				
Local Sources				
Property Taxes	$ 1,502,000	$ 1,502,000	$ 1,490,406	$ (11,594)
Investment Income	25,000	40,000	64,461	24,461
TOTAL REVENUES	1,527,000	1,542,000	1,554,867	12,867
EXPENDITURES				
Debt Service				
Principal	800,000	800,000	800,000	-
Interest	897,400	897,400	897,400	-
TOTAL EXPENDITURES	1,697,400	1,697,400	1,697,400	-
CHANGE IN FUND BALANCE	(170,400)	(155,400)	(142,533)	12,867
FUND BALANCE, Beginning	2,170,490	2,180,196	2,180,196	-
FUND BALANCE, Ending	$ 2,000,090	$ 2,024,796	$ 2,037,663	$ 12,867

STRASBURG SCHOOL DISTRICT 31J
BUDGETARY COMPARISON SCHEDULE
BUILDING FUND
Year Ended June 30, 2025

	BUDGET			VARIANCE
	ORIGINAL	FINAL	ACTUAL	Positive (Negative)
REVENUES				
Local Sources				
Investment Income	$ 10,000	$ 10,000	$ 11,205	$ 1,205
EXPENDITURES				
Capital Outlay	3,599,354	2,332,698	2,261,572	71,126
EXCESS OF REVENUES OVER (UNDER) EXPENDITURES	(3,589,354)	(2,322,698)	(2,250,367)	72,331
OTHER FINANCING SOURCES				
Transfers In	-	2,360,000	2,420,000	60,000
CHANGE IN FUND BALANCE	(3,589,354)	37,302	169,633	132,331
FUND BALANCE, Beginning	4,283,086	(158,765)	(158,765)	-
FUND BALANCE, Ending	$ 693,732	$ (121,463)	$ 10,868	$ 132,331

-

STRASBURG SCHOOL DISTRICT 31J
BUDGETARY COMPARISON SCHEDULE
CAPITAL PROJECTS FUND
Year Ended June 30, 2025

	BUDGET			VARIANCE
	ORIGINAL	FINAL	ACTUAL	Positive (Negative)
REVENUES				
Local Sources				
Investment Income	$ 3,700	$ 188,025	$ 2,206	$ (185,819)
EXCESS OF REVENUES OVER (UNDER) EXPENDITURES	3,700	188,025	2,206	(185,819)
OTHER FINANCING SOURCES (USES)				
Transfers Out	(132,998)	(300,000)	(350,000)	(50,000)
CHANGE IN FUND BALANCE	(129,298)	(111,975)	(347,794)	(235,819)
FUND BALANCE, Beginning	260,764	568,578	568,578	-
FUND BALANCE, Ending	$ 131,466	$ 456,603	$ 220,784	$ (235,819)

COMPLIANCE SECTION

STATE COMPLIANCE

Colorado Department of Education

Auditors Integrity Report

District: 0060 - Strasburg 31J
Fiscal Year 2024-25
Colorado School District/BOCES

Revenues, Expenditures, & Fund Balance by Fund

Fund Type &Number		Beg Fund Balance & Prior Per Adj (6880*) +	1000 - 5999 Total Revenues & Other Sources	0001-0999 Total Expenditures & Other Uses -	6700-6799 & Prior Per Adj (6880*) Ending Fund Balance =
Governmental					
10	General Fund	6,072,753	13,722,873	15,478,600	4,317,027
18	Risk Mgmt Sub-Fund of General Fund	0	0	0	0
19	Colorado Preschool Program Fund	0	0	0	0
	Sub- Total	**6,072,753**	**13,722,873**	**15,478,600**	**4,317,027**
11	Charter School Fund	0	0	0	0
20,26-29	Special Revenue Fund	0	0	0	0
06	Supplemental Cap Const, Tech, Main. Fund	0	0	0	0
07	Total Program Reserve Fund	0	0	0	0
21	Food Service Spec Revenue Fund	53,578	701,285	707,426	47,437
22	Govt Designated-Purpose Grants Fund	0	0	0	0
23	Pupil Activity Special Revenue Fund	0	0	0	0
25	Transportation Fund	0	0	0	0
31	Bond Redemption Fund	2,180,196	1,554,868	1,697,400	2,037,664
39	Certificate of Participation (COP) Debt Service Fund	0	0	0	0
41	Building Fund	-158,765	2,431,205	2,261,572	10,868
42	Special Building Fund	0	0	0	0
43	Capital Reserve Capital Projects Fund	568,578	-347,794	0	220,784
46	Supplemental Cap Const, Tech, Main Fund	0	0	0	0
Totals		**8,716,340**	**18,062,437**	**20,144,998**	**6,633,780**
Proprietary					
50	Other Enterprise Funds	0	0	0	0
64 (63)	Risk-Related Activity Fund	0	0	0	0
60,65-69	Other Internal Service Funds	0	0	0	0
Totals		**0**	**0**	**0**	**0**
Fiduciary					
70	Other Trust and Agency Funds	0	0	0	0
72	Private Purpose Trust Fund	0	0	0	0
73	Agency Fund	0	0	0	0
74	Pupil Activity Agency Fund	187,478	280,035	299,137	168,377
79	GASB 34:Permanent Fund	0	0	0	0
85	Foundations	0	0	0	0
Totals		**187,478**	**280,035**	**299,137**	**168,377**

FINAL

Strasburg School District 31 J
Revised Budget
FY 2025/26

Strasburg School District 31J
2102 Wagner Street
Strasburg, Co. 80136

Kelle Bongard
Superintendent

Nancy Taylor
Executive Director,
Finance and Operations

January 6, 2026

Strasburg School District 31 J
Revised Budget
Table of Contents
FY 2025/26

I. Introductory Section

Table of Contents i
Budget Development Assumptions ii
Appropriation Resolution .... iiia
Use of Beginning Fund Balance Resolution ..... iiib
Interfund Borrowing Resolution iiic
General Fund (Graphs) iv
Pupil Count History (Data & Graphs) v
Per Pupil Funding (Data & Graph) vi

II. Financial Section

General Fund Summary 1
General Fund Revenue Detail 2
General Fund Expenditure Summary 3
General Fund Detail Budgets 7
School Budgets & Staffing Allocations 20
Other Fund Graphs 31
Food Service Fund (21) 34
Pupil Activity Fund (23) 35
Bond Redemption Fund (31) 36
Debt Amortization Schedule 37
Building Fund (41) 38
Capital Reserve Fund (43) 39

III. Uniform Budget Summary 40

Strasburg School District 31 J

Revised Budget

Budget Development Assumptions

FY 2025/26

	FY 2024/25	FY 2025/26
Revenue-Based Assumptions		
October FTE Pupil Count	1,087.0	1,090.0
4-Yr Avg Funded Pupil Count (5 year avg for 24/25)	1,103.3	1,100.5
Post-Budget Stabilization Factor Per-Pupil Funding	$11,747	$12,562
Total Program Funding	$13,192,621	$13,824,649
Budget Stabilization Factor	$0	$0
Net Assessed Valuation	$130,921,375	$144,453,083
Property Tax Mill Levy Components: (12/24 & 12/25)		
General Fund	27.000	27.000
Abatement Levy	0.010	0.109
Bond Fund	11.457	9.346
Mill Levy Override Fund	2.291	2.076
Total Mill Levy	40.758	38.531

Expenditure-Based Assumptions		
District Contribution Family Insurance Premium	$8,700	Varies
Employer PERA Contribution	21.40%	21.40%
Medicare Employer Contribution	1.45%	1.45%
Colorado Minimum Wage (1/1/25 & 26)	$14.81	$15.16

Debt-Based Assumptions		
Net Assessed Valuation (12/24 & 12/25)	$130,921,375	$144,453,083
Gross Debt Capacity @ 20%	$26,184,275	$28,890,617
General Obligation Principal Outstanding as of Year-End	($15,455,000)	($14,635,000)
Remaining Debt Capacity	$10,729,275.00	$14,255,616.60

Strasburg School District 31 J

Revised Budget

Appropriation Resolution

FY 2025/26

Appropriation Resolution

Be it resolved, by the Board of Education of Strasburg School District 31 J in the counties of Adams & Arapahoe, that the amounts shown in the following schedule be appropriated to each fund as specified in the Adopted Budget for the ensuing fiscal year beginning July 1, 2024 and ending June 30, 2025.

FUND	APPROPRIATION AMOUNT
General Fund	
General Fund	20,229,617
Special Revenue Funds	
Food Service Fund	749,438
Pupil Activity Fund	493,377
Bond Redemption Fund	
Bond Redemption Fund	3,600,663
Capital Projects Funds	
Capital Reserve Fund	220,984
Building Fund	11,048
Total Appropriation	$25,305,127

Strasburg School District 31 J
Revised Budget
Use of Beginning Fund Balance Resolution
FY 2025/26

Use of Beginning Fund Balance Resolution

A Resolution of the Board of Education of the Strasburg School District 31J
Authorizing the Use of a Portion of
Beginning Fund Balance as Authorized by Colorado Statutes

WHEREAS, C.R.S. 22-44-105 states that a budget, duly adopted pursuant to this article, shall not provide for expenditures, inter-fund transfers, or reserves, in excess of available revenues and beginning fund balance.

WHEREAS, the Board of Education may authorize the use of a portion of the beginning fund balance in the budget, stating the amount to be used, the purpose for which the expenditure is needed, and the district's plan to ensure that the use of the beginning fund balance will not lead to an ongoing deficit.

WHEREAS, the Board of Education has determined the beginning fund balance in the General Fund is sufficient to allow for the one-time expenditures and the action may lead to an ongoing deficit.

NOW, THEREFORE, BE IT RESOLVED:

In accordance with C.R.S. 22-44-105, the Board of Education authorizes the use of a portion of the fiscal year 2023-2024 Beginning Fund Balance for the following funds:

* **GENERAL FUND,** in the amount **$0** to spend down beginning fund balance.
* **FOOD SERVICE FUND,** in the amount **$0** to spend down beginning fund balance.
* **BOND FUND,** in the amount **$130,100** to spend down beginning fund balance.
* **BUILDING FUND,** in the amount **$0** to spend down beginning fund balance.
* **CAPITAL RESERVE FUND,** in the amount **$0** to spend down beginning fund balance.

BE IT FURTHER RESOLVED, the use of this portion of the beginning fund balance for the purposes set forth above may lead to an ongoing deficit.

_____
PRESIDENT OF THE BOARD

_____
DATE

Strasburg School District 31 J

Revised Budget

Fund Balance Change

FY 2025/26

Fund Balance Change Calculation Worksheet			
General Fund Beginning Fund Balance	$4,317,027		
General Fund Ending Fund Balance	$4,317,026		
Revenue & Expense Budget Mismatch (Surplus/Deficit)			($1)
Identified Non-Recurring Uses/Expenses of Fund Balance:			
Total		$0	
Food Service Fund Beginning Fund Balance	$47,438		
Food Service Fund Ending Fund Balance	$48,690		
Revenue & Expense Budget Mismatch (Surplus/Deficit)			$1,252
Identified Non-Recurring Uses/Expenses of Fund Balance:			
		$0	
Activity Fund Beginning Fund Balance	$168,377		
Activity Fund Ending Fund Balance	$180,377		
Revenue & Expense Budget Mismatch (Surplus/Deficit)			$12,000
Identified Non-Recurring Uses/Expenses of Fund Balance:			
Building Fund Beginning Fund Balance	$10,868		
Building Fund Ending Fund Balance	$11,048		
Revenue & Expense Budget Mismatch (Surplus/Deficit)			$180
Identified Non-Recurring Uses/Expenses of Fund Balance:			
Bond Redemption Fund Beginning Fund Balance	$2,037,663		
Bond Redemption Fund Ending Fund Balance	$1,907,563		
Revenue & Expense Budget Mismatch (Surplus/Deficit)			($130,100)
Identified Non-Recurring Uses/Expenses of Fund Balance:			
Principal & Interest	$151,100		
		$151,100	
Capital Reserve Fund Beginning Fund Balance	$220,784		
Capital Reserve Fund Ending Fund Balance	$220,984		
Revenue & Expense Budget Mismatch (Surplus/Deficit)			$200
Identified Non-Recurring Uses/Expenses of Fund Balance:			
		$0	

Strasburg School District 31 J

Revised Budget

Interfund Borrowing Resolution

FY 2025/26

Interfund Borrowing Resolution

Whereas Colorado Revised Statutes (C.R.S. 22-44-113) authorizes the Board of Education to borrow unencumbered monies from one fund for use by another fund. Monies borrowed from a fund pursuant to applicable laws must be repaid to said fund when needed to meet obligations of said fund and any such loan shall be repaid no later than three (3) months after the beginning of the following budget year. In the event monies are not forthcoming from designated sources, an amount equal to the outstanding liability shall be expended from the General Fund and used to repay the loan, now, therefore, be it

Resolved, that:

effective July 1. 2023, Strasburg School District hereby authorizes the following borrowing in accordance with applicable laws and regulations.

Fund Name	Borrowing Amount
10 General Fund	-$200,000
21 Food Service Fund	$200,000

Strasburg School District 31 J
Revised Budget
General Fund (Graphs)
FY 2025/26

General Fund Revenues

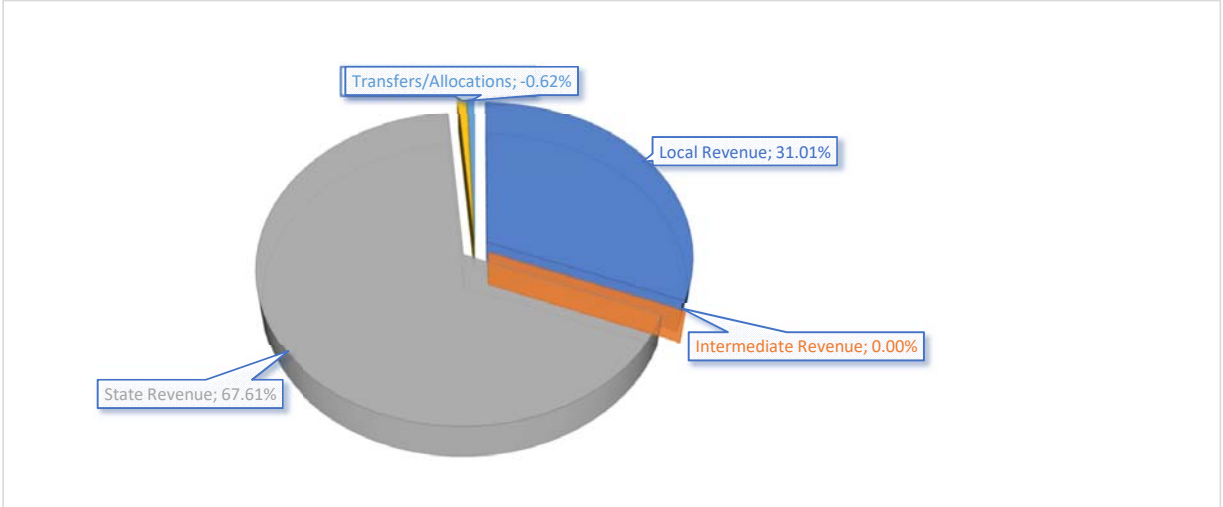

General Fund Expenditures (By Program)

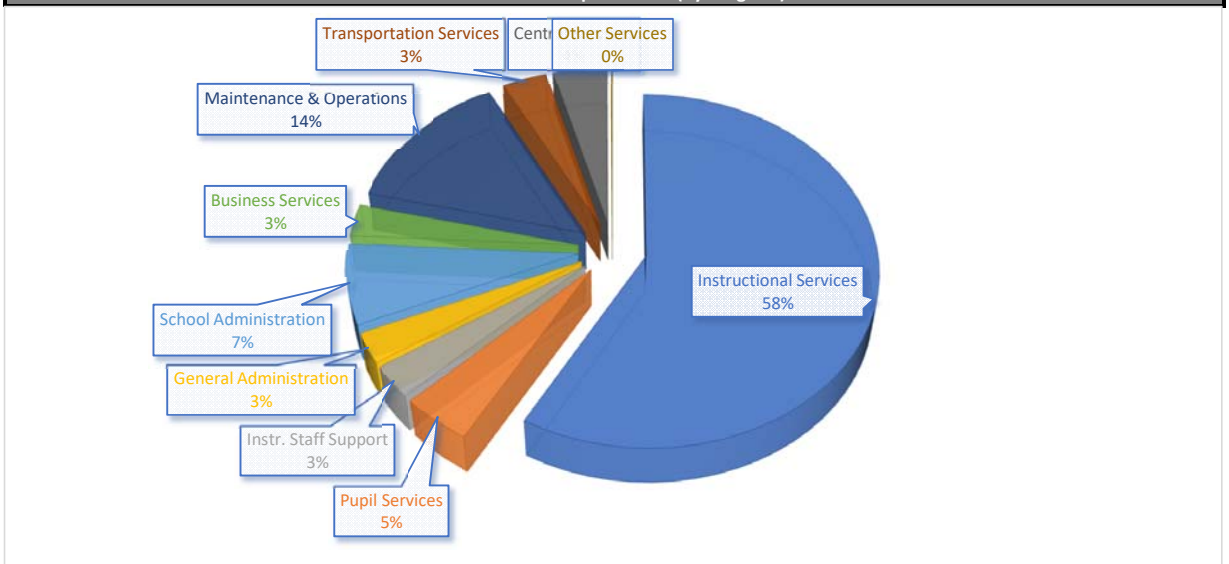

General Fund Expenditures (By Object)

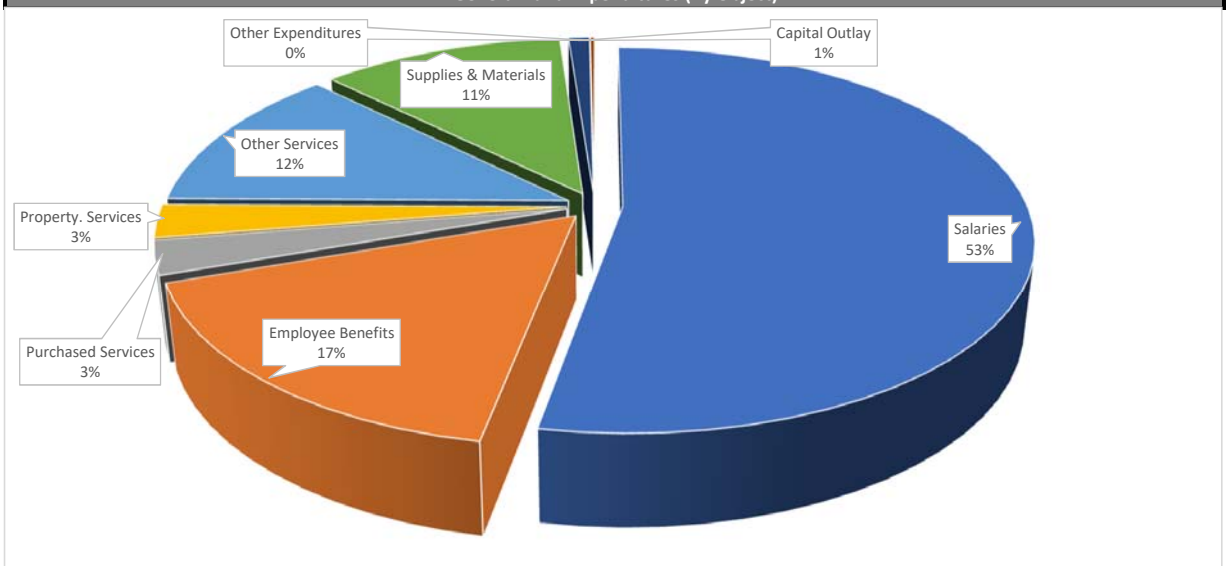

Strasburg School District 31 J

Revised Budget

Pupil Count History

FY 2025/26

Fiscal Year	PK-12 Annual Pupil Count (FTE)	Year over Year Pupil Count Chg	Funded Pupil Count
FY 25/26	1,181.00	1.0	1,090.00
FY 24/25	1,180.00	(7.0)	1,087.00
FY 23/24	1,187.00	(24.0)	1,094.00
FY 22/23	1,211.00	40.0	1,129.00
FY 21/22	1,171.00	99.0	1,096.50
FY 20/21	1,072.00	(8.0)	1,008.50
FY 19/20	1,080.00	15.0	1,019.00
FY 18/19	1,065.00	47.0	959.50
FY 17/18	1,018.00	46.0	916.50
FY 16/17	972.00	(64.0)	887.50
FY 15/16	1,036.00	(6.0)	931.00
FY 14/15	1,042.00	(30.0)	955.50
FY 13/14	1,072.00	71.0	972.00
FY 12/13	1,001.00	N/A	902.50

* From CDE Funding Worksheets

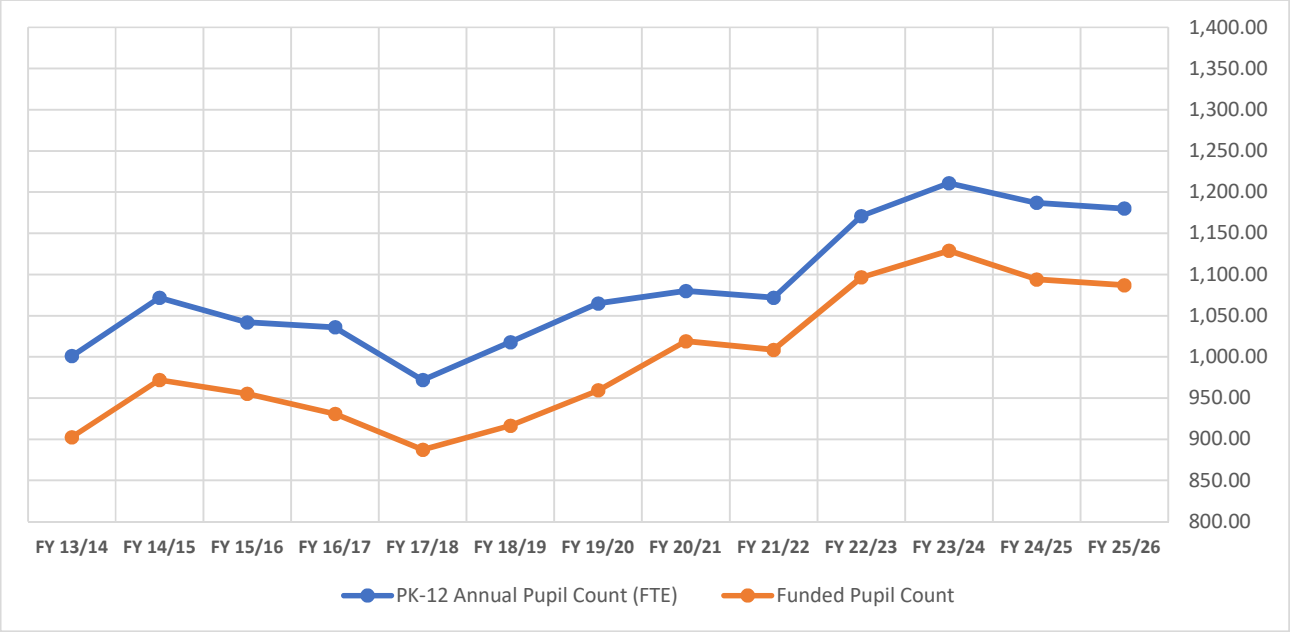

Strasburg School District 31 J

Revised Budget

Per Pupil Funding History

FY 2025/26

Fiscal Year	Per Pupil Funding
FY 25/26	12,652.15
FY 24/25	11,747.19
FY 23/24	11,005.70
FY 22/23	9,867.46
FY 21/22	9,151.74
FY 20/21	8,319.36
FY 19/20	8,719.38
FY 18/19	8,403.50
FY 17/18	7,916.58
FY 16/17	7,713.12
FY 15/16	7,533.17
FY 14/15	7,229.99
FY 13/14	6,816.93

* From CDE Funding Worksheets

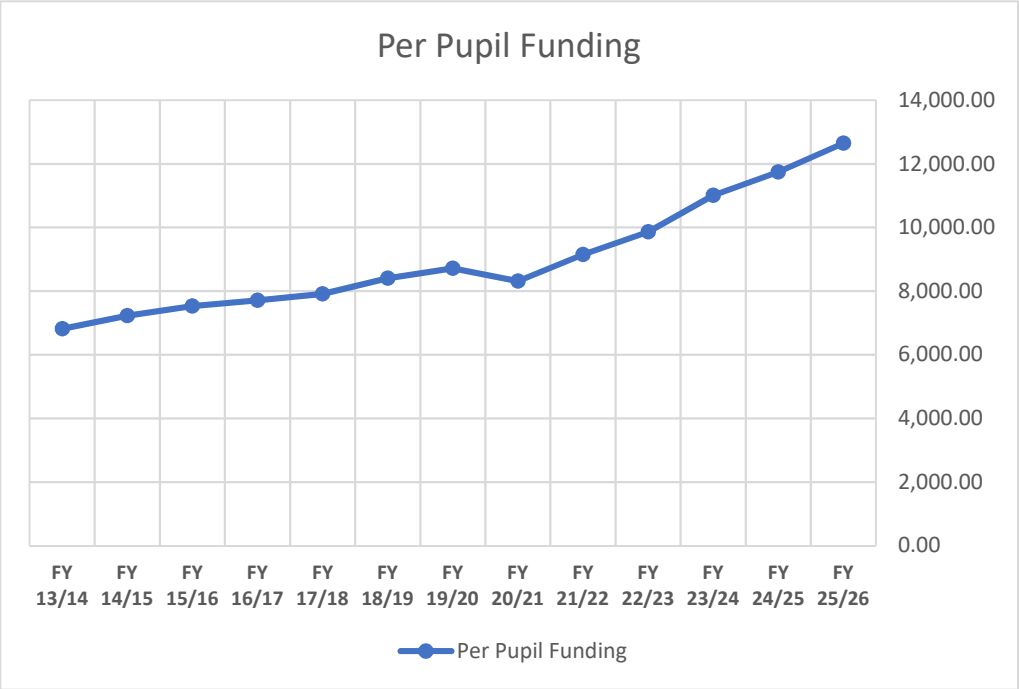

Individual Fund Statements

Strasburg School District 31 J

Revised Budget

General Fund Summary

FY 2025/26

	Actuals FY 22-23	Actuals FY 23-24	Actuals FY 24-25	Approved FY 25-26	Change	Revised FY 25-26
Beginning Fund Balance						
Restricted - TABOR	511,000	511,000	511,000	528,000	(50,000)	478,000
All Other Fund Balance	5,471,658	5,139,658	5,561,753	3,113,321	725,706	3,839,027
Total Beginning Fund Balance	5,982,658	5,650,658	6,072,753	3,641,321	675,706	4,317,027
Revenues						
Local Revenue	4,388,183	7,089,620	4,727,439	4,987,272	9,516	4,996,788
Intermediate Revenue	521	665	357	357	0	357
State Revenue	9,219,354	9,958,103	11,002,495	10,669,977	223,169	10,893,146
Federal Revenue	204,086	192,147	137,582	100,881	21,417	122,298
Transfers/Allocations	(50,000)	0	(2,145,000)	(100,000)	0	(100,000)
Total Revenues	13,762,145	17,240,535	13,722,873	15,658,488	254,102	15,912,590
Total Resources Available	19,744,803	22,891,193	19,795,626	19,299,809	929,808	20,229,617
Expenditures						
Instructional Services	7,662,422	8,518,380	9,079,579	9,238,999	33,559	9,272,558
Pupil Services	576,094	629,275	681,356	651,364	70,726	722,091
Instr. Staff Support	224,631	407,013	370,468	450,465	22,773	473,238
General Administration	491,590	459,118	420,738	443,183	(4,468)	438,715
School Administration	906,780	1,072,003	1,263,134	1,296,225	(124,154)	1,172,071
Business Services	207,710	236,943	181,618	230,491	227,866	458,357
Maintenance & Operations	2,150,310	2,120,687	2,020,599	2,225,122	(65,701)	2,159,422
Transportation Services	542,641	748,905	677,990	573,370	(26,328)	547,042
Central Services	332,753	549,895	612,747	573,685	81,608	655,293
Other Services	999,213	2,117,472	170,370	13,804	0	13,804
Total Expenditures	14,094,145	16,859,691	15,478,600	15,696,709	215,882	15,912,591
Other Financing Uses						
Transfers Out	0	0	0	0	0	0
Total Other Financing Uses	0	0	0	0	0	0
Surplus/(Deficit)	(332,000)	380,844	(1,755,726)	(38,221)	38,220	(1)
Fund Balances						
Restricted - TABOR	511,000	511,000	478,000	528,000	(50,000)	478,000
All Other Fund Balance	5,139,658	5,520,502	3,839,027	3,075,100	763,926	3,839,026
Total Fund Balance	5,650,658	6,031,502	4,317,027	3,603,100	713,926	4,317,026
Total Expenditures & Fund Balance				19,299,809	929,808	20,229,617
Total Appropriation				$19,299,809		$20,229,617

Strasburg School District 31 J

Revised Budget

General Fund Revenue Detail

FY 2025/26

	Actuals FY 22-23	Actuals FY 23-24	Actuals FY 24-25	Approved FY 25-26	Change	Revised FY 25-26
Local Revenues						
1110 Property Taxes	3,176,966	3,449,111	3,514,829	3,998,572	(98,339)	3,900,233
1110 Property Taxes - MLO	300,000	300,000	299,941	300,000	0	300,000
1120 Specific Ownership Taxes (SFA)	0	0	0	0	0	0
1120 Specific Ownership Taxes	284,531	437,032	278,749	250,000	0	250,000
1140 Delinquent Taxes & Interest	4,897	3,736	125	4,500	0	4,500
1141 Abatement	0	0	0	0	0	0
1300 Tuition	290,408	325,678	328,972	248,500	8,728	257,228
1400 Transportation Fees	0	0	0	0	0	0
1500 Earnings on Investments	98,991	161,719	125,912	75,000	0	75,000
1700 Pupil Activity Fees	94,725	89,527	98,265	85,700	1,500	87,200
1800 Community Services Fees	0	0	0	0	0	0
19XX Other Local Revenues	137,664	2,322,815	80,646	25,000	97,627	122,627
Total Local Revenues	4,388,183	7,089,620	4,727,439	4,987,272	9,516	4,996,788
Intermediate Revenue						
Mineral Lease	521	665	357	357	0	357
Other Intermediate Revenue	0	0	0	0	0	0
Total Intermediate Revenue	521	665	357	357	0	357
State Revenue						
State Equalization	7,962,953	8,559,167	9,599,031	9,702,903	36,788	9,739,691
State Equalization-Audit Adj	0	0	(83,349)	(16,670)	16,670	0
3235 At-Risk Funding	5,288	5,673	5,633	0	0	0
State Match for MLO		49,524		0	0	0
3130 Special Education	298,599	360,155	534,599	371,184	(212)	370,972
3140 English Language Proficiency	30,868	38,056	33,841	33,841	(1,419)	32,422
3237 Career Success Pilot Program			5,632	0	3,075	3,075
3150 Gifted & Talented	9,282	9,836	9,491	9,491	(245)	9,246
3160 Transportation	73,526	106,184	102,268	89,000	0	89,000
3192 School Counselor Corps Grant						33,077
3206 Library Grant	5,000	5,000	3,068	0	0	0
3227 School Turn Around Leaders (EASI)	24,500	55,500		0	0	0
3230 Small & Large Rural	218,330	192,014		0	0	0
3259 Read Act	34,763	40,578	38,129	38,129	3,936	42,065
3270 AP Exam Fee Grant			267	0	0	0
3291 New Comer Funding (HB 124-1389)		29,016		0	0	0
3292 Summer EBT		1,900	1,475	0	0	0
3293 Vaping Prevention Education			68,139	0	91,500	91,500
3897 Universal Preschool	0	460,132	535,480	410,000	40,000	450,000
3951 School Safety Grant	140,128	13,270		0	0	0
3250 KDG Furniture Grant	3,504			0	0	0
3898 State Paid PERA Contribution	412,614	32,099	148,790	32,099	0	32,099
Total State Revenues	9,219,354	9,958,103	11,002,495	10,669,977	190,092	10,893,146
Federal Revenue						
CRF Funding	0	0	0	0	0	0
ESSA Title Funds	68,322	81,456	79,847	79,797	21,417	101,214
ESSER Relief Funds	73,742	996	5,168	0	0	0
Other Federal Revenue	62,022	109,695	52,567	21,084	0	21,084
Total Federal Revenues	204,086	192,147	137,582	100,881	21,417	122,298
Transfers/Allocations						
5241 Building Fund	0	0	(2,070,000)	0	0	0
5221 Food Service	(50,000)	0	(75,000)	(100,000)	0	(100,000)
5223 Pupil Activity Fund	0	0	0	0	0	0
Total Transfers/Allocations	(50,000)	0	(2,145,000)	(100,000)	0	(100,000)
Total Revenues	13,762,145	17,240,535	13,722,873	15,658,488	221,025	15,912,590

Strasburg School District 31 J

Revised Budget

General Fund Expenditures Summary

FY 2025/26

		Actuals FY 22-23	Actuals FY 23-24	Actuals FY 24-25	Approved FY 25-26	Change	Revised FY 25-26
Instruction (11)							
01XX	Salaries	3,797,309	4,280,194	4,298,711	4,285,628	116,253	4,401,881
02XX	Employee Benefits	1,530,935	1,382,980	1,464,308	1,518,000	(172,496)	1,345,504
03XX	Professional Services	34,123	57,826	29,643	7,500	(5,500)	2,000
04XX	Property Services	50,387	50,712	58,274	60,600	0	60,600
05XX	Other Services	53,054	117,341	117,274	116,240	0	116,240
06XX	Supplies & Materials	291,836	426,496	334,184	429,852	133,557	563,409
07XX	Equipment	203,852	97,951	51,909	95,120	0	95,120
08XX	Other Objects	5,725	0	0	0	0	0
09XX	Other Uses	0	0	0	0	0	0
Total Instruction		5,967,222	6,413,501	6,354,302	6,512,940	71,814	6,584,754
Special Education (12)							
01XX	Salaries	496,967	601,933	574,944	582,887	9,733	592,620
02XX	Employee Benefits	148,675	164,718	170,310	202,475	(32,557)	169,918
03XX	Professional Services	26,490	129	16,330	20,000	(15,000)	5,000
04XX	Property Services	0	0	0	0	0	0
05XX	Other Services	594,167	746,546	1,143,831	1,156,660	0	1,156,660
06XX	Supplies & Materials	3,040	3,153	4,776	5,800	0	5,800
07XX	Equipment	0	0	0	0	0	0
08XX	Other Objects	0	0	0	0	0	0
09XX	Other Uses	0	0	0	0	0	0
Total Special Education		1,269,339	1,516,479	1,910,190	1,967,822	(37,825)	1,929,998
Career & Technical Education (13)							
01XX	Salaries	0	0	114,063	92,062	(15,591)	76,472
02XX	Employee Benefits	0	0	34,761	33,640	(3,559)	30,081
03XX	Professional Services	0	0	0	0	0	0
04XX	Property Services	0	0	0	0	0	0
05XX	Other Services	0	0	0	0	2,000	2,000
06XX	Supplies & Materials	0	0	51,884	15,000	1,075	16,075
07XX	Equipment	0	0	0	0	0	0
08XX	Other Objects	0	0	0	0	0	0
09XX	Other Uses	0	0	0	0	0	0
Total Career & Technical Education		0	0	200,708	140,702	(16,075)	124,627
Cocurricular Education (14)							
01XX	Salaries	209,111	340,135	333,976	356,200	4,610	360,810
02XX	Employee Benefits	61,396	97,005	95,595	83,634	1,035	84,669
03XX	Professional Services	34,713	42,388	62,446	57,000	0	57,000
04XX	Property Services	0	0	0	0	0	0
05XX	Other Services	0	0	0	0	0	0
06XX	Supplies & Materials	120,640	108,872	122,363	120,700	10,000	130,700
07XX	Equipment	0	0	0	0	0	0
08XX	Other Objects	0	0	0	0	0	0
09XX	Other Uses	0	0	0	0	0	0
Total Cocurricular Education		425,861	588,400	614,379	617,534	15,645	633,179

Strasburg School District 31 J

Revised Budget

General Fund Expenditures Summary

FY 2025/26

		Actuals FY 22-23	Actuals FY 23-24	Actuals FY 24-25	Approved FY 25-26	Change	Revised FY 25-26
Student Support Svcs (21)						0	
01XX	Salaries	328,719	370,705	400,558	379,203	13,111	392,315
02XX	Employee Benefits	142,349	128,925	144,475	150,907	(16,302)	134,605
03XX	Professional Services	53,137	73,582	66,776	57,000	4,268	61,268
04XX	Property Services	0	0	0	0	0	0
05XX	Other Services	47,341	51,273	38,839	56,904	64,649	121,553
06XX	Supplies & Materials	4,548	4,670	30,708	6,950	5,000	11,950
07XX	Equipment	0	0	0	0	0	0
08XX	Other Objects	0	120	0	400	0	400
09XX	Other Uses	0	0	0	0	0	0
Total Student Support Svcs		576,094	629,275	681,356	651,364	70,726	722,091
Instr Staff Support Svcs (22)							
01XX	Salaries	123,489	212,602	213,075	272,759	3	272,761
02XX	Employee Benefits	48,195	70,390	75,223	104,356	(7,230)	97,126
03XX	Professional Services	37,959	111,691	74,557	61,500	30,000	91,500
04XX	Property Services	0	0	0	0	0	0
05XX	Other Services	0	0	0	0	0	0
06XX	Supplies & Materials	14,989	12,330	7,613	11,850	0	11,850
07XX	Equipment	0	0	0	0	0	0
08XX	Other Objects	0	0	0	0	0	0
09XX	Other Uses	0	0	0	0	0	0
Total Staff Support Svcs		224,631	407,013	370,468	450,465	22,773	473,238
General Administration (23)							
01XX	Salaries	228,343	218,741	198,088	197,578	0	197,578
02XX	Employee Benefits	80,829	64,562	63,592	67,906	(4,468)	63,437
03XX	Professional Services	113,354	111,068	86,765	106,200	0	106,200
04XX	Property Services	4,134	4,724	4,181	5,000	0	5,000
05XX	Other Services	17,180	17,691	18,394	17,000	0	17,000
06XX	Supplies & Materials	24,016	10,950	26,353	25,500	0	25,500
07XX	Equipment	0	8,017	0	0	0	0
08XX	Other Objects	23,734	23,366	23,366	24,000	0	24,000
09XX	Other Uses	0	0	0	0	0	0
Total General Administration		491,590	459,118	420,738	443,183	(4,468)	438,715
School Administration (24)							
01XX	Salaries	605,221	754,878	896,819	906,273	(98,735)	807,538
02XX	Employee Benefits	211,471	223,288	286,161	300,352	(25,419)	274,934
03XX	Professional Services	8,350	7,734	5,950	0	0	0
04XX	Property Services	22,228	24,366	21,922	23,000	0	23,000
05XX	Other Services	18,863	13,706	8,190	17,300	0	17,300
06XX	Supplies & Materials	37,753	44,187	43,301	45,700	0	45,700
07XX	Equipment	0	0	0	0	0	0
08XX	Other Objects	2,895	3,844	790	3,600	0	3,600
09XX	Other Uses	0	0	0	0	0	0
Total School Administration		906,780	1,072,003	1,263,134	1,296,225	(124,154)	1,172,071

Strasburg School District 31 J

Revised Budget

General Fund Expenditures Summary

FY 2025/26

		Actuals FY 22-23	Actuals FY 23-24	Actuals FY 24-25	Approved FY 25-26	Change	Revised FY 25-26
Business Services (25)							
01XX	Salaries	132,400	165,360	117,723	159,413	(44,234)	115,179
02XX	Employee Benefits	44,391	45,722	37,920	48,077	(12,493)	35,584
03XX	Professional Services	18,977	17,048	13,232	15,000	55,500	70,500
04XX	Property Services	0	0	0	0	0	0
05XX	Other Services	2,980	3,815	2,272	3,000	0	3,000
06XX	Supplies & Materials	7,433	3,450	8,548	3,500	229,093	232,593
07XX	Equipment	0	0	0	0	0	0
08XX	Other Objects	1,529	1,549	1,922	1,500	0	1,500
09XX	Other Uses	0	0	0	0	0	0
Total Business Services		207,710	236,943	181,618	230,491	227,866	458,357
Maintenance & Operations (26)							
01XX	Salaries	603,634	700,660	682,978	674,747	149	674,896
02XX	Employee Benefits	241,642	246,233	249,567	234,136	1,387	235,523
03XX	Professional Services	89	951	0	500	0	500
04XX	Property Services	441,227	322,439	196,826	246,275	18,627	264,902
05XX	Other Services	316,327	363,566	420,457	525,965	(85,864)	440,101
06XX	Supplies & Materials	533,840	478,224	467,337	536,000	0	536,000
07XX	Equipment	13,551	8,613	3,435	7,500	0	7,500
08XX	Other Objects	0	0	0	0	0	0
09XX	Other Uses	0	0	0	0	0	0
Total Maintenance & Operations		2,150,310	2,120,687	2,020,599	2,225,122	(65,701)	2,159,422
Student Transportation (27)							
01XX	Salaries	276,550	257,520	260,959	273,001	4,494	277,495
02XX	Employee Benefits	86,496	70,567	74,175	80,870	278	81,148
03XX	Professional Services	1,522	1,437	1,375	1,100	0	1,100
04XX	Property Services	68,614	236,264	297,272	89,400	0	89,400
05XX	Other Services	15,929	1,057	1,447	2,000	0	2,000
06XX	Supplies & Materials	61,009	53,977	42,762	47,000	0	47,000
07XX	Equipment	32,519	128,082	0	80,000	(31,100)	48,900
08XX	Other Objects	0	0	0	0	0	0
09XX	Other Uses	0	0	0	0	0	0
Total Student Transportation		542,641	748,905	677,990	573,370	(26,328)	547,042
Central Services (28)							
01XX	Salaries	121,505	208,031	251,918	213,363	48,259	261,622
02XX	Employee Benefits	49,636	69,536	84,787	82,045	5,917	87,962
03XX	Professional Services	12,365	59,614	53,671	55,000	0	55,000
04XX	Property Services	0	0	0	0	0	0
05XX	Other Services	48,134	64,434	59,403	73,777	0	73,777
06XX	Supplies & Materials	101,114	148,279	162,968	149,000	27,432	176,432
07XX	Equipment	0	0	0	0	0	0
08XX	Other Objects	0	0	0	500	0	500
09XX	Other Uses	0	0	0	0	0	0
Total Central Services		332,753	549,895	612,747	573,685	81,608	655,293

Strasburg School District 31 J

Revised Budget

General Fund Expenditures Summary

FY 2025/26

		Actuals FY 22-23	Actuals FY 23-24	Actuals FY 24-25	Approved FY 25-26	Change	Revised FY 25-26
Community Services (33)							
01XX	Salaries	0	0	0	0	0	0
02XX	Employee Benefits	0	0	0	0	0	0
03XX	Professional Services	0	0	0	0	0	0
04XX	Property Services	0	0	0	0	0	0
05XX	Other Services	0	0	0	0	0	0
06XX	Supplies & Materials	0	0	0	0	0	0
07XX	Equipment	0	0	0	0	0	0
08XX	Other Objects	0	0	0	0	0	0
09XX	Other Uses	0	0	0	0	0	0
Total Community Services		0	0	0	0	0	0
Property Services (4x)							
01XX	Salaries	0	0	0	0	0	0
02XX	Employee Benefits	0	0	0	0	0	0
03XX	Professional Services	34,878	0	0	0	0	0
04XX	Property Services	0	0	0	0	0	0
05XX	Other Services	0	0	0	0	0	0
06XX	Supplies & Materials	0	0	0	9,804	0	9,804
07XX	Equipment	964,335	2,117,472	170,370	4,000	0	4,000
08XX	Other Objects	0	0	0	0	0	0
09XX	Other Uses	0	0	0	0	0	0
Total Property Services		999,213	2,117,472	170,370	13,804	0	13,804
Total Expenditures		$14,094,145	$16,859,691	$15,478,600	$15,696,709	$215,882	$15,912,591

Strasburg School District 31 J

Revised Budget

General Fund Detail Budgets

FY 2025/26

Program: Instruction (11)

Program Description:

Included in this program are the expenditures incurred in planned learning activities and experiences that provide students in schools of all levels (K-12). Non-salary and benefit accounts represent funds allocated to schools (principals) based on the student count for each school. The Superintendent determines the number of FTE for each category of position based on the unique needs of each school.

		Actuals FY 22-23	Actuals FY 23-24	Actuals FY 24-25	Approved FY 25-26	Change	Revised FY 25-26
Instruction (11)							
011X	Salaries	3,797,309	4,280,194	4,298,711	4,285,628	116,253	4,401,881
02XX	Employee Benefits	1,530,935	1,382,980	1,464,308	1,518,000	(172,496)	1,345,504
03XX	Professional Services	34,123	57,826	29,643	7,500	(5,500)	2,000
04XX	Property Services	50,387	50,712	58,274	60,600	0	60,600
05XX	Other Services	53,054	117,341	117,274	116,240	0	116,240
06XX	Supplies & Materials	291,836	426,496	334,184	429,852	133,557	563,409
07XX	Property	203,852	97,951	51,909	95,120	0	95,120
08XX	Other Objects	5,725	0	0	0	0	0
09XX	Other Uses	0	0	0	0	0	0
Total Instruction		5,967,222	6,413,501	6,354,302	6,512,940	71,814	6,584,754

Strasburg School District 31 J

Revised Budget

General Fund Detail Budgets

FY 2025/26

Program: Instruction - Special Education (12)

Program Description:

This budget pays for educational services for students with disabilities and special needs. The primary expenditures for this program are the salaries and benefits costs for special education staff. Special Education expenditures in the General Fund are eligible for a partial reimbursement from the State of Colorado Special Education categorical funding as dictated by the Colorado public school finance act of 1994.

		Actuals FY 22-23	Actuals FY 23-24	Actuals FY 24-25	Approved FY 25-26	Change	Revised FY 25-26
Special Education (12)							
011X	Salaries	496,967	601,933	574,944	582,887	9,733	592,620
02XX	Employee Benefits	148,675	164,718	170,310	202,475	(32,557)	169,918
03XX	Professional Services	26,490	129	16,330	20,000	(15,000)	5,000
04XX	Property Services	0	0	0	0	0	0
05XX	Other Services	594,167	746,546	1,143,831	1,156,660	0	1,156,660
06XX	Supplies & Materials	3,040	3,153	4,776	5,800	0	5,800
07XX	Property	0			0	0	0
08XX	Other Objects	0			0	0	0
09XX	Other Uses	0			0	0	0
Total Special Education		1,269,339	1,516,479	1,910,190	1,967,822	(37,825)	1,929,998

Strasburg School District 31 J

Revised Budget

General Fund Detail Budgets

FY 2025/26

Program: Instruction - Career & Technical Education (CTE) (13)

Program Description:

This budget is used for students in state approved vocational programs operating in secondary schools. Expenditures made from this program are eligible for reimbursement from the Colorado Vocational Act at a rate of approximately 30%. The reimbursement revenue is a state categorical funding element from the Colorado public school finance act of 1994 and is listed in the General Fund under state revenues.

		Actuals FY 22-23	Actuals FY 23-24	Actuals FY 24-25	Approved FY 25-26	Change	Revised FY 25-26
Career & Technical Education (13)							
011X	Salaries	0	0	114,063	92,062	(15,591)	76,472
02XX	Employee Benefits	0	0	34,761	33,640	(3,559)	30,081
03XX	Professional Services	0	0	0	0	0	0
04XX	Property Services	0	0	0	0	0	0
05XX	Other Services	0	0	0	0	2,000	2,000
06XX	Supplies & Materials	0	0	51,884	15,000	1,075	16,075
07XX	Property	0	0	0	0	0	0
08XX	Other Objects	0	0	0	0	0	0
09XX	Other Uses	0	0	0	0	0	0
Total Career & Technical Education		0	0	200,708	140,702	(16,075)	124,627

Strasburg School District 31 J

Revised Budget

General Fund Detail Budgets

FY 2025/26

Program: Instruction - Co-Curricular Activities (14)

Program Description:

This program supports athletic programs and competition. These programs promote student self-esteem, school spirit and physical and mental fitness. Expenditures of this program include salaries and benefits of staff, sports dues and fees, game officials, sports transportation and sports equipment.

		Actuals FY 22-23	Actuals FY 23-24	Actuals FY 24-25	Approved FY 25-26	Change	Revised FY 25-26
Co-Curricular Instruction (14)							
011X	Salaries	209,111	340,135	333,976	356,200	4,610	360,810
02XX	Employee Benefits	61,396	97,005	95,595	83,634	1,035	84,669
03XX	Professional Services	34,713	42,388	62,446	57,000	0	57,000
04XX	Property Services	0	0	0	0	0	0
05XX	Other Services	0	0	0	0	0	0
06XX	Supplies & Materials	120,640	108,872	122,363	120,700	10,000	130,700
07XX	Property	0	0	0	0	0	0
08XX	Other Objects	0	0	0	0	0	0
09XX	Other Uses	0	0	0	0	0	0
Total Co-Curricular Instruction		425,861	588,400	614,379	617,534	15,645	633,179

Strasburg School District 31 J

Revised Budget

General Fund Detail Budgets

FY 2025/26

Program: Student Support Services (2100)

Program Description:

Student support services include all programs and activities in schools that support students but are not directly related to instruction. Examples include school nurses, counselors, social workers and school psychologists.

		Actuals FY 22-23	Actuals FY 23-24	Actuals FY 24-25	Approved FY 25-26	Change	Revised FY 25-26
Student Support Services (21)							
011X	Salaries	328,719	370,705	400,558	379,203	13,111	392,315
02XX	Employee Benefits	142,349	128,925	144,475	150,907	(16,302)	134,605
03XX	Professional Services	53,137	73,582	66,776	57,000	4,268	61,268
04XX	Property Services	0	0	0	0	0	0
05XX	Other Services	47,341	51,273	38,839	56,904	64,649	121,553
06XX	Supplies & Materials	4,548	4,670	30,708	6,950	5,000	11,950
07XX	Property	0	0	0	0	0	0
08XX	Other Objects	0	120	0	400	0	400
09XX	Other Uses	0	0	0		0	
Total Student Support Services		576,094	629,275	681,356	651,364	70,726	722,091

Strasburg School District 31 J

Revised Budget

General Fund Detail Budgets

FY 2025/26

Program: Instructional Staff Services (2200)

Program Description:

Student support services include all programs and activities in schools that support students but are not directly related to instruction. Examples include media specialist, media services, and athletic director.

		Actuals FY 22-23	Actuals FY 23-24	Actuals FY 24-25	Approved FY 25-26	Change	Revised FY 25-26
Instruct Support Services (22)							
011X	Salaries	123,489	212,602	213,075	272,759	3	272,761
02XX	Employee Benefits	48,195	70,390	75,223	104,356	(7,230)	97,126
03XX	Professional Services	37,959	111,691	74,557	61,500	30,000	91,500
04XX	Property Services	0	0	0	0	0	0
05XX	Other Services	0	0	0	0	0	0
06XX	Supplies & Materials	14,989	12,330	7,613	11,850	0	11,850
07XX	Property	0	0	0	0	0	0
08XX	Other Objects	0	0	0	0	0	0
09XX	Other Uses	0	0	0	0	0	0
Total Student Support Services		224,631	407,013	370,468	450,465	22,773	473,238

Strasburg School District 31 J

Revised Budget

General Fund Detail Budgets

FY 2025/26

Program: General Administration (2300)

Program Description:

General administration is the primary central administration program of the district. This program includes the superintendent's office, Board of Education, legal fees, audit fees, and property tax collection fees. While other administrative costs show up in the 2500-2800 programs, this program is the "general" administration program that is required by the Colorado uniform chart of accounts.

		Actuals FY 22-23	Actuals FY 23-24	Actuals FY 24-25	Approved FY 25-26	Change	Revised FY 25-26
General Administration (23)							
011X	Salaries	228,343	218,741	198,088	197,578	0	197,578
02XX	Employee Benefits	80,829	64,562	63,592	67,906	(4,468)	63,437
03XX	Professional Services	113,354	111,068	86,765	106,200	0	106,200
04XX	Property Services	4,134	4,724	4,181	5,000	0	5,000
05XX	Other Services	17,180	17,691	18,394	17,000	0	17,000
06XX	Supplies & Materials	24,016	10,950	26,353	25,500	0	25,500
07XX	Property	0	8,017	0	0	0	0
08XX	Other Objects	23,734	23,366	23,366	24,000	0	24,000
09XX	Other Uses	0	0	0	0	0	0
Total General Administration		491,590	459,118	420,738	443,183	(4,468)	438,715

Strasburg School District 31 J
Revised Budget
General Fund Detail Budgets
FY 2025/26

Program: School Administration (2400)

Program Description:
This program is used to account for expenditures related to school administration. The program includes Principals, Asst. Principals and School Secretaries for staffing. This program also accounts for all non-instructional expenditures or expenses not included in the classroom.

		Actuals FY 22-23	Actuals FY 23-24	Actuals FY 24-25	Approved FY 25-26	Change	Revised FY 25-26
School Administration (24)							
011X	Salaries	605,221	754,878	896,819	906,273	(98,735)	807,538
02XX	Employee Benefits	211,471	223,288	286,161	300,352	(25,419)	274,934
03XX	Professional Services	8,350	7,734	5,950	0	0	0
04XX	Property Services	22,228	24,366	21,922	23,000	0	23,000
05XX	Other Services	18,863	13,706	8,190	17,300	0	17,300
06XX	Supplies & Materials	37,753	44,187	43,301	45,700	0	45,700
07XX	Property	0	0	0	0	0	0
08XX	Other Objects	2,895	3,844	790	3,600	0	3,600
09XX	Other Uses	0	0	0	0	0	0
Total Instruction		906,780	1,072,003	1,263,134	1,296,225	(124,154)	1,172,071

Strasburg School District 31 J

Revised Budget

General Fund Detail Budgets

FY 2025/26

Program: Business Services (2500)

Program Description:

The Business Services program records and accounts for the financial operations of the district. The primary functions include financial and General Ledger reporting, accounts payable, accounts receivable and payroll. Other functions of the Business Services program include grants accounting and most CDE compliance reporting.

		Actuals FY 22-23	Actuals FY 23-24	Actuals FY 24-25	Approved FY 25-26	Change	Revised FY 25-26
Business Services (25)							
011X	Salaries	132,400	165,360	117,723	159,413	(44,234)	115,179
02XX	Employee Benefits	44,391	45,722	37,920	48,077	(12,493)	35,584
03XX	Professional Services	18,977	17,048	13,232	15,000	55,500	70,500
04XX	Property Services	0	0	0	0	0	0
05XX	Other Services	2,980	3,815	2,272	3,000	0	3,000
06XX	Supplies & Materials	7,433	3,450	8,548	3,500	229,093	232,593
07XX	Property	0	0	0	0	0	0
08XX	Other Objects	1,529	1,549	1,922	1,500	0	1,500
09XX	Other Uses	0	0	0	0	0	0
Total Business Services		207,710	236,943	181,618	230,491	227,866	458,357

Strasburg School District 31 J

Revised Budget

General Fund Detail Budgets

FY 2025/26

Program: Maintenance & Operations (2600)

Program Description:

The Maintenance & Operations program includes all of the costs of maintaining the district's facilities and grounds. The expenditures include construction, electrical, mechanical/HVAC, plumbing and grounds.

		Actuals FY 22-23	Actuals FY 23-24	Actuals FY 24-25	Approved FY 25-26	Change	Revised FY 25-26
Maintenance & Operations (26)							
011X	Salaries	603,634	700,660	682,978	674,747	149	674,896
02XX	Employee Benefits	241,642	246,233	249,567	234,136	1,387	235,523
03XX	Professional Services	89	951	0	500	0	500
04XX	Property Services	441,227	322,439	196,826	246,275	18,627	264,902
05XX	Other Services	316,327	363,566	420,457	525,965	(85,864)	440,101
06XX	Supplies & Materials	533,840	478,224	467,337	536,000	0	536,000
07XX	Property	13,551	8,613	3,435	7,500	0	7,500
08XX	Other Objects	0	0	0	0	0	0
09XX	Other Uses	0	0	0	0	0	0
Total Maintenance & Operations		2,150,310	2,120,687	2,020,599	2,225,122	(65,701)	2,159,422

Strasburg School District 31 J

Revised Budget

General Fund Detail Budgets

FY 2025/26

Program: Transportation (2700)

Program Description:

The Transportation program accounts for all of the expenditures to operate the district's transportation fleet. This includes bus drivers and monitors, fuel and parts for repairs. Also paid for by this program are a variety of requirements to include mobile radio support, administration of required testing, printing for safety rules and regulations and other miscellaneous expenses of operating a vehicle fleet.

		Actuals FY 22-23	Actuals FY 23-24	Actuals FY 24-25	Approved FY 25-26	Change	Revised FY 25-26
Transportation (27)							
011X	Salaries	276,550	257,520	260,959	273,001	4,494	277,495
02XX	Employee Benefits	86,496	70,567	74,175	80,870	278	81,148
03XX	Professional Services	1,522	1,437	1,375	1,100	0	1,100
04XX	Property Services	68,614	236,264	297,272	89,400	0	89,400
05XX	Other Services	15,929	1,057	1,447	2,000	0	2,000
06XX	Supplies & Materials	61,009	53,977	42,762	47,000	0	47,000
07XX	Property	32,519	128,082	0	80,000	(31,100)	48,900
08XX	Other Objects	0			0	0	0
09XX	Other Uses	0			0	0	0
Total Transportation		542,641	748,905	677,990	573,370	(26,328)	547,042

Strasburg School District 31 J

Revised Budget

General Fund Detail Budgets

FY 2025/26

Program: Central Services/Human Resources (2800)

Program Description:

The Central Services program series typically account for the expenditures related to Human Resources and Information Technology. This includes the staffing, software costs and any other costs related to employee hiring, evaluation and dismissal.

		Actuals FY 22-23	Actuals FY 23-24	Actuals FY 24-25	Approved FY 25-26	Change	Revised FY 25-26
Central Services (28)							
011X	Salaries	121,505	208,031	251,918	213,363	48,259	261,622
02XX	Employee Benefits	49,636	69,536	84,787	82,045	5,917	87,962
03XX	Professional Services	12,365	59,614	53,671	55,000	0	55,000
04XX	Property Services	0	0	0	0	0	0
05XX	Other Services	48,134	64,434	59,403	73,777	0	73,777
06XX	Supplies & Materials	101,114	148,279	162,968	149,000	27,432	176,432
07XX	Property	0			0	0	0
08XX	Other Objects	0			500	0	500
09XX	Other Uses	0			0	0	0
Total Central Services		332,753	549,895	612,747	573,685	81,608	655,293

Strasburg School District 31 J

Revised Budget

General Fund Detail Budgets

FY 2025/26

Program: Property Services (4000)

Program Description:

The Property Services program accounts for all capital construction in the General Fund. While most of these expenditures are currently accounted for in the Capital Reserve Fund, it is possible that this program will be re-instated in the future.

		Actuals FY 22-23	Actuals FY 23-24	Actuals FY 24-25	Approved FY 25-26	Change	Revised FY 25-26
Property Services (40)							
011X	Salaries	0	0	0	0	0	0
01XX	Supplemental Pay & Stipends	0	0	0	0	0	0
02XX	Employee Benefits	0	0	0	0	0	0
03XX	Professional Services	34,878	0	0	0	0	0
04XX	Property Services	0	0	0	0	0	0
05XX	Other Services	0	0	0	0	0	0
06XX	Supplies & Materials	0	0	0	9,804	0	9,804
07XX	Property	964,335	2,117,472	170,370	4,000	0	4,000
08XX	Other Objects	0	0	0	0	0	0
09XX	Other Uses	0	0	0	0	0	0
Total Property Services		999,213	2,117,472	170,370	13,804	0	13,804

Strasburg School District 31 J

Revised Budget

School Budgets

FY 2025/26

School Budgets

Strasburg School District 31 J

Revised Budget

School Budgets

FY 2025/26

Location: Strasburg Elementary School

		Actuals FY 22-23	Actuals FY 23-24	Actuals FY 24-25	Approved FY 25-26	Change	Revised FY 25-26
Strasburg Elementary (110)							
011X	Salaries	2,424,531	2,553,469	2,561,385	2,554,431	48,285	2,602,716
02XX	Employee Benefits	1,009,032	796,579	885,060	846,624	(56,791)	789,833
03XX	Professional Services	27,627	7,659	46,437	26,400	(9,000)	17,400
04XX	Property Services	26,013	27,152	23,675	25,000	0	25,000
05XX	Other Services	6,940	5,212	4,759	9,050	0	9,050
06XX	Supplies & Materials	162,250	172,728	180,950	183,872	879	184,751
07XX	Property	10,472	11,903	2,504	2,000	0	2,000
08XX	Other Objects	6,175	1,524	0	1,200	0	1,200
09XX	Other Uses	0			0	0	0
Total Transportation		3,673,040	3,576,225	3,704,769	3,648,576	(16,627)	3,631,949

Strasburg School District 31 J

Revised Budget

School Budgets

FY 2025/26

Location: Strasburg Preschool

		Actuals FY 22-23	Actuals FY 23-24	Actuals FY 24-25	Approved FY 25-26	Change	Revised FY 25-26
Strasburg Preschool (120)							
011X	Salaries		347,024	368,622	371,807	3,103	374,910
02XX	Employee Benefits		102,561	122,672	110,398	15,403	125,801
03XX	Professional Services		356	3,675	500	0	500
04XX	Property Services		7,890	0	0	0	0
05XX	Other Services		30,482	0	0	0	0
06XX	Supplies & Materials		669	5,218	8,000	0	8,000
07XX	Property			605	0	0	0
08XX	Other Objects				0	0	0
09XX	Other Uses				0	0	0
Total Transportation		0	488,983	500,791	490,705	18,506	509,211

Strasburg School District 31 J

Revised Budget

Elementary School Staffing Allocations

FY 2025/26

	PreK*	K-2	3-5	Total
Projected Enrollment	79	229	239	547
District Targeted Ratio	16:1	20:1	23:1	
School Allocation	4.9	11.5	10.4	26.8

FTE	*# of Students*	*General Fund Original*	*SPED*	*Title I*	*Other Grants*	*Conversion*	*Increase/ Decrease*	*2025-2026 FTE + Increase/Decrease*	*Variance vs. Prior Year*
Certified									
Principal		1.0						1.0	
Asst. Principal		1.0						1.0	
Preschool Director					1.0			1.0	
Classroom Teachers								0.0	
Preschool	79				4.0			4.0	
Kindergarten	85	4.0						4.0	
1st Grade	80	4.0						4.0	
2nd Grade	64	4.0						4.0	
3rd Grade	76	4.0						4.0	
4th Grade	88	4.0						4.0	
5th Grade	75	4.0						4.0	
Music Teacher	468	1.0						1.0	
PE Teacher	468	2.0						2.0	
Art Teacher	468	1.0						1.0	
Title I Teachers				1.0				1.0	
Math Interventionist		1.0						1.0	
English Language Learner	79	2.0						2.0	
Gifted and Talented	13							0.0	
Counselor	547	1.0						1.0	
Special Education Teacher	87		3.0					3.0	
Positions by Funding Source		**34.0**	**3.0**	**1.0**	**5.0**	**0.0**	**0.0**	**43.0**	**0.0**
Classified									
Building Secretary		1.0						1.0	
Para (Office)		1.0						1.0	
Para (Library)		1.0						1.0	
Para (Math Interventionist)		1.0						1.0	
Para (SPED)			6.6				0.2	6.8	-1.0
Para (Preschool)					4.0			4.0	-0.2
Para (ELL)								0.0	
Para (Title I)				1.0				1.0	
Positions by Funding Source		**4.0**	**6.6**	**1.0**	**4.0**	**0.0**	**0.2**	**15.8**	**-1.2**
Grand Total		**38.0**	**9.6**	**2.0**	**9.0**		**0.2**	**58.8**	**-1.2**

Pre School*:
Pre School (Full Day)-2 Classes
Pre School (Half Day)-4 Classes
(Capacity - 104)

Strasburg School District 31 J

Revised Budget

School Budgets

FY 2025/26

Location: Hemphill Middle School

		Actuals FY 22-23	Actuals FY 23-24	Actuals FY 24-25	Approved FY 25-26	Change	Revised FY 25-26
Hemphill Middle School (120)							
011X	Salaries	1,206,157	1,393,299	1,482,532	1,475,241	8,010	1,483,251
02XX	Employee Benefits	414,851	462,518	479,684	536,831	(85,565)	451,266
03XX	Professional Services	38,523	88,789	6,039	2,600	0	2,600
04XX	Property Services	14,015	12,785	14,214	15,000	0	15,000
05XX	Other Services	5,894	3,954	599	4,250	0	4,250
06XX	Supplies & Materials	73,865	143,413	102,104	135,150	80,554	215,704
07XX	Property	4,449	19,517	4,631	0	0	0
08XX	Other Objects	545	1,245	520	1,200	0	1,200
09XX	Other Uses	0	0	0	0	0	0
Total Transportation		1,758,300	2,125,520	2,090,322	2,170,271	2,999	2,173,271

Strasburg School District 31 J

Revised Budget

Middle School Staffing Allocations

FY 2025/26

Projected Enrollment	253
District Targeted Ratio	26:1
School Allocation	9.73

FTE	*# of Students*	*General Fund Original*	*SPED*	*Title I*	*Other Grants*	*Conversion*	*Increase/ Decrease*	*2025-2026 FTE + Increase/Decrease*	*Variance vs. Prior Year*
Certified									
Principal		1.0						1.0	
Asst. Principal		1.0						1.0	
Classroom Teachers		13.0						13.0	
6th Grade	86							0.0	
7th Grade	77							0.0	
8th Grade	90							0.0	
Music Teacher		0.5						0.5	
PE Teacher	253	2.0						2.0	
Spanish Teacher		0.5						0.5	
Art Teacher		1.0						1.0	
English Language Learner	46	0.0					0.6	0.6	0.6
Gifted and Talented	14							0.0	
Counselor	253	1.0						1.0	
Special Education Teacher	31		2.0					2.0	1.0
Positions by Funding Source		**20.0**	**2.0**	**0.0**	**0.0**	**0.0**	**0.6**	**22.6**	**1.6**
Classified									
Building Secretary		1.0					0.4	1.4	0.4
Para (General)		2.0						2.0	-1.0
Para (SPED)			1.0					1.0	-1.0
ELL								0.0	
Positions by Funding Source		**3.0**	**1.0**	**0.0**	**0.0**	**0.0**	**0.4**	**4.4**	**-1.6**
Grand Total		**23.0**	**3.0**	**0.0**	**0.0**		**1.0**	**27.0**	**0.0**

Strasburg School District 31 J

Revised Budget

School Budgets

FY 2025/26

Location: Strasburg High School

		Actuals FY 22-23	Actuals FY 23-24	Actuals FY 24-25	Approved FY 25-26	Change	Revised FY 25-26
Strasburg High School (310)							
011X	Salaries	1,620,784	1,821,023	1,922,208	1,904,909	(47,750)	1,857,159
02XX	Employee Benefits	580,898	556,426	608,943	696,878	(118,652)	578,226
03XX	Professional Services	26,224	6,545	6,928	3,000	0	3,000
04XX	Property Services	28,007	30,402	37,656	39,000	0	39,000
05XX	Other Services	57,099	121,570	120,119	119,750	2,000	121,750
06XX	Supplies & Materials	189,379	204,957	252,696	265,800	63,198	328,998
07XX	Property	9,057	493	20,468	0	0	0
08XX	Other Objects	1,900	475	270	1,200	0	1,200
09XX	Other Uses	0	0	0	0	0	0
Total Transportation		2,513,347	2,741,890	2,969,287	3,030,537	(101,203)	2,929,334

Strasburg School District 31 J

Revised Budget

Strasburg High School Staffing Allocations

FY 2025/26

Projected Enrollment	380
District Targeted Ratio	30:1
School Allocation	12.67

FTE	*# of Students*	*General Fund Original*	*SPED*	*Title I*	*Other Grants*	*Conversion*	*Increase/ Decrease*	*2025-2026 FTE + Increase/Decrease*	*Variance vs. Prior Year*
Certified									
Principal		1.0						1.0	
Asst. Principal		1.0						1.0	
Dean		1.0					-1.0	0.0	-1.0
Classroom Teachers		13.0						13.0	-1.0
9th	89								
10th	97								
11th	95								
12th	99								
Music Teacher		0.5						0.5	
PE Teacher		3.0						3.0	
Art Teacher		1.0						1.0	
English Language Learner	42	0.2						0.2	-0.4
Spanish Teacher		1.0						1.0	
Gifted and Talented	36							0.0	
Counselor	380	1.0						1.0	
Special Education Teacher	32		1.0					1.0	-1.0
Positions by Funding Source		**22.7**	**1.0**	**0.0**	**0.0**	**0.0**	**-1.0**	**22.7**	**-3.4**
Classified									
Buidling Secretary		1.0						1.0	
Administrative Asst.-Counselor		1.0						1.0	
Para (Library)		1.0						1.0	
Para (SPED)			2.0					2.0	2.0
Para (ELL)		1.0						1.0	
Positions by Funding Source		**4.0**	**2.0**	**0.0**	**0.0**	**0.0**	**0.0**	**6.0**	**2.0**
Grand Total		**26.7**	**3.0**	**0.0**	**0.0**		**-1.0**	**28.7**	**-1.4**

Strasburg School District 31 J

Revised Budget

School Budgets

FY 2025/26

Location: Prairie Creeks High School

		Actuals FY 22-23	Actuals FY 23-24	Actuals FY 24-25	Approved FY 25-26	Change	Revised FY 25-26
Prairie Creeks High School (320)							
011X	Salaries	92,318	101,776	133,008	157,622	589	158,212
02XX	Employee Benefits	36,397	37,329	47,326	53,864	2,594	56,458
03XX	Professional Services	44,566	58,384	53,617	53,000	0	53,000
04XX	Property Services	4,579	4,740	4,652	4,600	0	4,600
05XX	Other Services	0	0	0	0	0	0
06XX	Supplies & Materials	19,923	16,657	18,918	21,500	0	21,500
07XX	Property	46,959	86	0	1,000	0	1,000
08XX	Other Objects	0	600	0	0	0	0
09XX	Other Uses	0	0	0	0	0	0
Total Transportation		244,743	219,572	257,522	291,586	3,184	294,770

Strasburg School District 31 J

Revised Budget

Prairie Creeks High School Staffing Allocations

FY 2025/26

Projected Enrollment	36
District Targeted Ratio	22:1
School Allocation	1.64

FTE	*# of Students*	*General Fund Original*	*SPED*	*Title I*	*Other Grants*	*Conversion*	*Increase/ Decrease*	*2025-2026 FTE + Increase/Decrease*	*Variance vs. Prior Year*
Certified									
Principal	36	1.0						1.0	
Life Skills Technician	36	1.0						1.0	0.5
Positions by Funding Source		**1.0**	**0.0**	**0.0**	**0.0**	**0.0**	**0.0**	**2.0**	**0.5**
Classified									
Administrative Assistant	36	1.0						1.0	
Positions by Funding Source		**1.0**	**0.0**	**0.0**	**0.0**	**0.0**	**0.0**	**1.0**	**0.0**
Grand Total		**2.0**	**0.0**	**0.0**	**0.0**	**0.0**	**0.0**	**3.0**	**0.5**

Purchased Services:	
Counseling:	$53,000/year

Strasburg School District 31 J

Revised Budget

Central Services Staffing Allocations

FY 2025/26

Projected Enrollment 1,180.00

FTE	*# of Students/ Staff*	*General Fund Original*	*Other Grants*	*Conversion*	*Increase/ Decrease*	*2025-2026 FTE + Increase/Decrease*	*Variance vs. Prior Year*
Superintendent	1,180.0	1.0				1.0	
Exec. Asst. Superintendent	1,180.0	1.0				1.0	
Fiscal Services/Central Registration	655.6	1.8				1.8	
Human Resources	1,268.0	1.0				1.0	
Transportation Director	1,180.0	1.0				1.0	
Transportation Clerk	1,187.0	0.0				0.0	-0.5
Transportation	337.1	3.5			0.3	3.8	-0.7
Food Services Director	1,180.0	1.0				1.0	
Food Services	163.9	7.2				7.2	
Operations and Maintenance Director	1,180.0	1.0				1.0	
Custodians	*Sq Ft./Staff*						
Elementary	*18,660.0*	4.0				4.0	
Middle School	*17,000.0*	2.5				2.5	
High School	*19,428.6*	3.5				3.5	
Lead Custodian	1,180.0	1.0				1.0	
Grounds	1,180.0	1.0				1.0	
Maintenance	1,180.0	1.0				1.0	
Social Worker	1,180.0	1.0				1.0	
Athletics	983.3	1.2				1.2	
Mail Services	9,440.0	0.1				0.1	
Health Services	590.0	2.0				2.0	
Technology	590.0	2.0				2.0	
District Assessment/ELL	1,180.0	0.8				0.8	0.8
Data/Teaching & Learning	1,180.0	1.0				1.0	
Positions by Funding Source		**39.6**	**0.0**	**0.0**	**0.3**	**39.9**	**-0.4**

Strasburg School District 31 J
Revised Budget
Other Fund Graphs
FY 2025/26

Food Services Fund

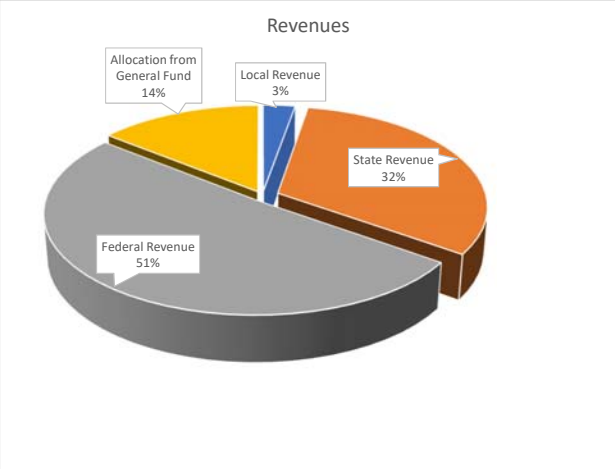

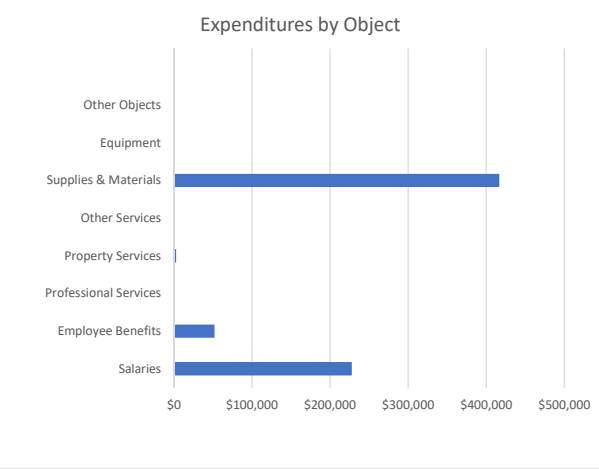

Student Activity Fund

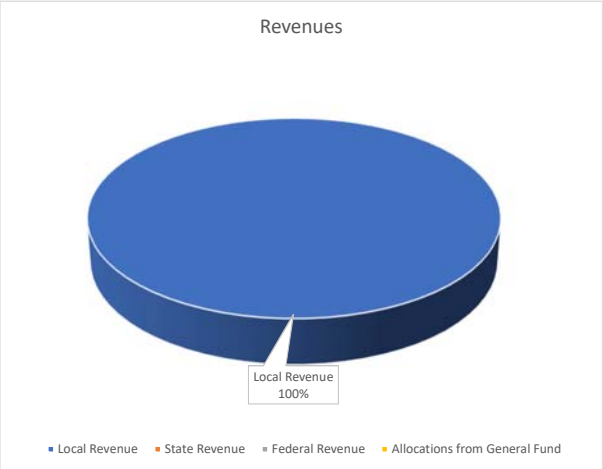

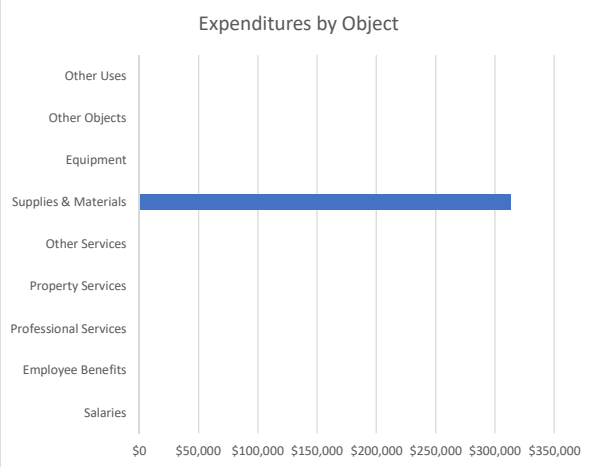

Strasburg School District 31 J
Revised Budget
Other Fund Graphs
FY 2025/26

Building Fund

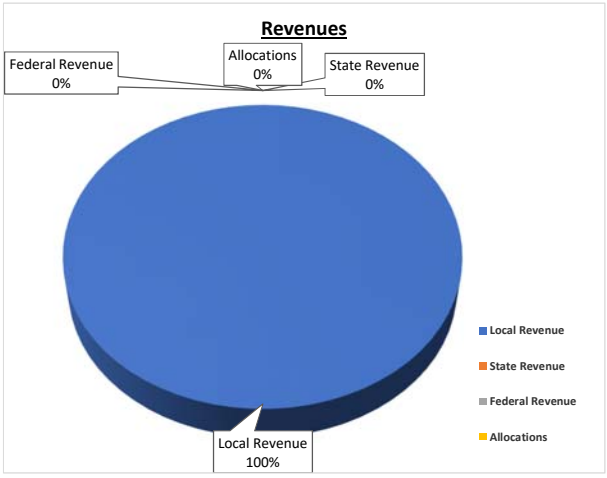



Bond Redemption Fund

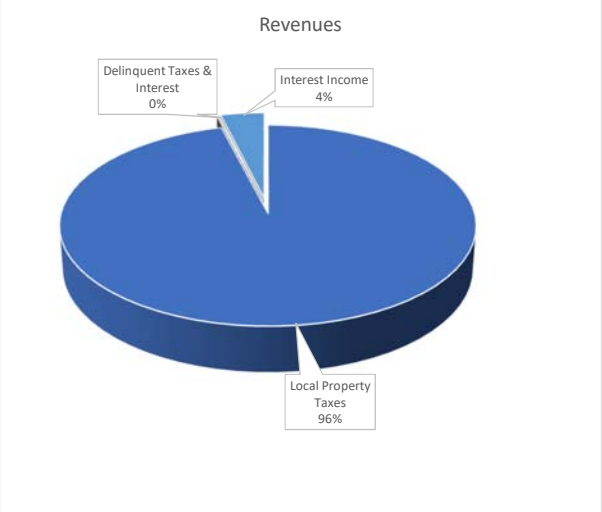

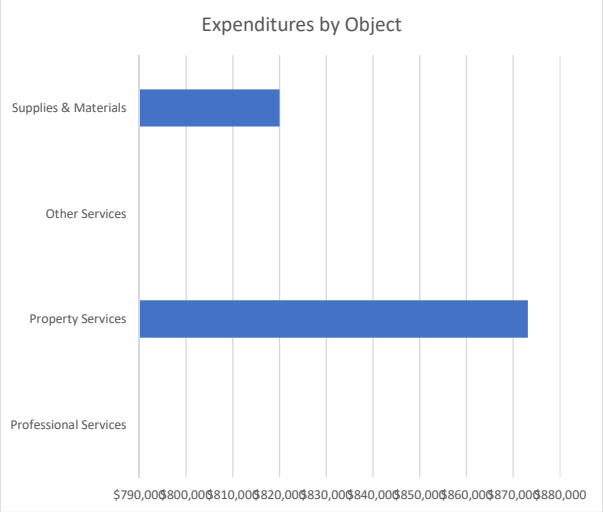

Strasburg School District 31 J
Revised Budget
Other Fund Graphs
FY 2025/26

Capital Reserve Fund

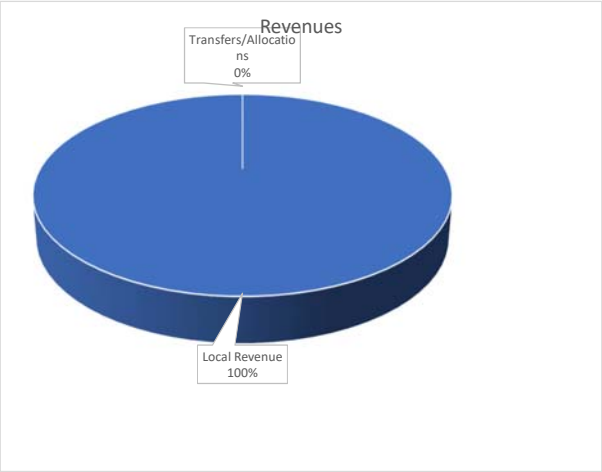

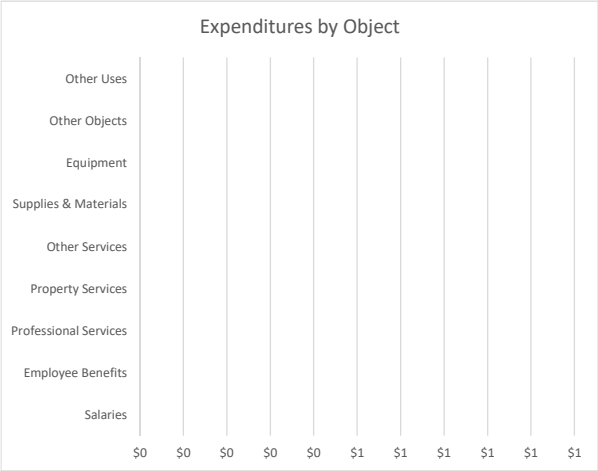

Strasburg School District 31 J

Revised Budget

Food Service Fund (21)

FY 2025/26

		Actuals FY 22-23	Actuals FY 23-24	Actuals FY 24-25	Approved FY 25-26	Change	Revised FY 25-26
Beginning Fund Balance							
	Unspendable (Inventory)			17,871	17,870	(6,260)	11,610
	Restricted Fund Balance	66,760	17,316	35,707	30,928	4,900	35,828
Total Beginning Fund Balance		66,760	17,316	53,578	48,798	(1,360)	47,438
Revenues							
1XXX	Local Revenue	191,362	33,704	31,311	30,800	(11,300)	19,500
3XXX	State Revenue	9,568	358,766	209,868	203,700	21,300	225,000
4XXX	Federal Revenue	260,816	432,277	385,106	365,770	(8,270)	357,500
5210	Allocation from General Fund	50,000		75,000	100,000	0	100,000
Total Revenues		511,746	824,747	701,285	700,270	1,730	702,000
Total Resources Available		578,506	842,063	754,863	749,068	370	749,438
Expenditures							
011X	Salaries	185,204	208,202	235,720	227,859	0	227,859
02XX	Employee Benefits	44,473	54,332	54,565	51,834	0	51,834
03XX	Professional Services	1,010	2,712	3,142	1,200	0	1,200
04XX	Property Services	224	604	0	3,000	0	3,000
05XX	Other Services	0	0	0	0	0	0
06XX	Supplies & Materials	306,613	522,635	413,996	416,154	700	416,854
07XX	Equipment	0	0	0	0	0	0
08XX	Other Objects	23,666	0	0	0	0	0
09XX	Other Uses	0	0	0	0	0	0
Total Expenditures		561,190	788,485	707,424	700,048	700	700,748
	Surplus/(Deficit)	(49,444)	36,262	(6,139)	222	1,030	1,252
Fund Balances							
	Unspendable (Inventory)	0	0	17,871	17,870	(6,260)	11,610
	Restricted Fund Balance	17,316	53,578	29,568	31,150	5,930	37,080
	Total Fund Balance	17,316	53,578	47,439	49,020	(330)	48,690
	Total Appropriation(Ending Fund Balance + Expense)				749,068		749,438

Strasburg School District 31 J

Revised Budget

Pupil Activity Fund (23)

FY 2025/26

		Actuals FY 22-23	Actuals FY 23-24	Actuals FY 24-25	Approved FY 25-26	Change	Revised FY 25-26
Beginning Fund Balance							
	Fund Balance	207,062	190,938	187,478	216,356	(47,979)	168,377
Total Beginning Fund Balance		207,062	190,938	187,478	216,356	(47,979)	168,377
Revenues							
1XXX	Local Revenue	350,272	366,814	280,035	325,000	0	325,000
3XXX	State Revenue					0	
4XXX	Federal Revenue					0	
5210	Allocations from General Fund					0	
Total Revenues		350,272	366,814	280,035	325,000	0	325,000
Total Resources Available		557,334	557,752	467,513	541,356	(47,979)	493,377
Expenditures							
011X	Salaries					0	
02XX	Employee Benefits					0	
03XX	Professional Services					0	
04XX	Property Services					0	
05XX	Other Services					0	
06XX	Supplies & Materials	366,396	366,396	299,136	313,000	0	313,000
07XX	Equipment					0	
08XX	Other Objects					0	
09XX	Other Uses					0	
Total Expenditures		366,396	366,396	299,136	313,000	0	313,000
Surplus/(Deficit)		(16,124)	418	(19,101)	12,000	0	12,000
Fund Balances							
	Fund Balance	190,938	191,356	168,377	228,356	(47,979)	180,377
Ending Fund Balances		190,938	191,356	168,377	228,356	(47,979)	180,377

Total Appropriation(Ending Fund Balance + Expense) 541,356 493,377

Strasburg School District 31 J

Revised Budget

Bond Redemption Fund (31)

FY 2025/26

		Actuals FY 22-23	Actuals FY 23-24	Actuals FY 24-25	Approved FY 25-26	Change	Revised FY 25-26
Beginning Fund Balance							
	Fund Balance	2,295,439	2,333,777	2,180,196	2,180,196	(142,533)	2,037,663
Total Beginning Fund Balance		2,295,439	2,333,777	2,180,196	2,180,196	(142,533)	2,037,663
Revenues							
1110	Local Property Taxes	1,702,769	1,486,491	1,490,406	1,500,000	0	1,500,000
1120	Specific Ownership (if Applicable)					0	
1140	Delinquent Taxes & Interest				2,000	1,000	3,000
1141	Abatement					0	
1500	Interest Income	31,800	54,016	64,461	40,000	20,000	60,000
1900	Other Local	2,044				0	
Total Revenues		1,736,613	1,540,507	1,554,867	1,542,000	21,000	1,563,000
Total Resources Available		4,032,052	3,874,284	3,735,063	3,722,196	(121,533)	3,600,663
Expenditures							
03XX	Professional Services					0	
04XX	Property Services					0	
05XX	Other Services					0	
06XX	Supplies & Materials					0	
07XX	Equipment					0	
08XX	Other Objects					0	
5100-0830	Debt Service/Interest	938,275	919,088	897,400	873,100	0	873,100
09XX	Other Uses					0	
5100-0910	Debt Service/Prinicpal	760,000	775,000	800,000	820,000	0	820,000
Total Expenditures		1,698,275	1,694,088	1,697,400	1,693,100	0	1,693,100
	Surplus/(Deficit)	38,338	(153,581)	(142,533)	(151,100)	21,000	(130,100)
Fund Balances							
	Fund Balance	2,333,777	2,180,196	2,037,663	2,029,096	(121,533)	1,907,563
Total Ending Fund Balance		2,333,777	2,180,196	2,037,663	2,029,096	(121,533)	1,907,563

Total Appropriation(Ending Fund Balance + Expense) $3,722,196 $3,600,663

Strasburg School District 31 J

Revised Budget

Debt Amortization Schedule

FY 2025/26

	Bond Series 2012			Bond Series 2021		
Pymt Date	Principal	Interest	Balance	Principal	Interest	Balance
6/1/2012		28,947.86	5,990,000.00			
12/1/2012	120,000.00	74,437.50	5,870,000.00			
6/1/2013		73,237.50	5,870,000.00			
12/1/2013	40,000.00	73,237.50	5,830,000.00			
6/1/2014		72,837.50	5,830,000.00			
12/1/2014	260,000.00	72,837.50	5,570,000.00			
6/1/2015		70,237.50	5,570,000.00			
12/1/2015	265,000.00	70,237.50	5,305,000.00			
6/1/2016		67,587.50	5,305,000.00			
12/1/2016	270,000.00	67,587.50	5,035,000.00			
6/1/2017		64,887.50	5,035,000.00			
12/1/2017	275,000.00	64,887.50	4,760,000.00			
6/1/2018		62,137.50	4,760,000.00			
12/1/2018	280,000.00	62,137.50	4,480,000.00			
6/1/2019		59,337.50	4,480,000.00			
12/1/2019	285,000.00	59,337.50	4,195,000.00			
6/1/2020		56,487.50	4,195,000.00			
12/1/2020	300,000.00	56,487.50	3,895,000.00			
6/1/2021		52,737.50	3,895,000.00		298,888.88	14,635,000.00
12/1/2021	740,000.00	52,737.50	3,155,000.00		430,400.00	14,635,000.00
6/1/2022		43,487.50	3,155,000.00		430,400.00	14,635,000.00
12/1/2022	760,000.00	43,487.50	2,395,000.00		430,400.00	14,635,000.00
6/1/2023		33,987.50	2,395,000.00		430,400.00	14,635,000.00
12/1/2023	775,000.00	33,987.50	1,620,000.00		430,400.00	14,635,000.00
6/1/2024		24,300.00	1,620,000.00		430,400.00	14,635,000.00
12/1/2024	800,000.00	24,300.00	820,000.00		430,400.00	14,635,000.00
6/1/2025		12,300.00	820,000.00		430,400.00	14,635,000.00
12/1/2025	820,000.00	12,300.00	0.00		430,400.00	14,635,000.00
6/1/2026					430,400.00	14,635,000.00
12/1/2026				620,000.00	430,400.00	14,015,000.00
6/1/2027					414,900.00	14,015,000.00
12/1/2027				650,000.00	414,900.00	13,365,000.00
6/1/2028					398,650.00	13,365,000.00
12/1/2028				685,000.00	398,650.00	12,680,000.00
6/1/2029					381,525.00	12,680,000.00
12/1/2029				720,000.00	381,525.00	11,960,000.00
6/1/2030					363,525.00	11,960,000.00
12/1/2030				755,000.00	363,525.00	11,205,000.00
6/1/2031					344,650.00	11,205,000.00
12/1/2031				790,000.00	344,650.00	10,415,000.00
6/1/2032					324,900.00	10,415,000.00
12/1/2032				830,000.00	324,900.00	9,585,000.00
6/1/2033					304,150.00	9,585,000.00
12/1/2033				875,000.00	304,150.00	8,710,000.00
6/1/2034					282,275.00	8,710,000.00
12/1/2034				915,000.00	282,275.00	7,795,000.00
6/1/2035					263,975.00	7,795,000.00
12/1/2035				955,000.00	263,975.00	6,840,000.00
6/1/2036					240,100.00	6,840,000.00
12/1/2036				1,000,000.00	240,100.00	5,840,000.00
6/1/2037					220,100.00	5,840,000.00
12/1/2037				1,040,000.00	220,100.00	4,800,000.00
6/1/2038					199,300.00	4,800,000.00
12/1/2038				1,080,000.00	199,300.00	3,720,000.00
6/1/2039					177,700.00	3,720,000.00
12/1/2039				1,125,000.00	177,700.00	2,595,000.00
6/1/2040					155,200.00	2,595,000.00
12/1/2040				1,170,000.00	155,200.00	1,425,000.00
6/1/2041					131,800.00	1,425,000.00
12/1/2041					131,800.00	1,425,000.00
6/1/2042					107,500.00	1,425,000.00
12/1/2042					82,200.00	1,425,000.00
6/1/2043					82,200.00	1,425,000.00
12/1/2043					55,900.00	1,425,000.00
6/1/2044					55,900.00	1,425,000.00
12/1/2044					28,500.00	1,425,000.00
6/1/2045					28,500.00	1,425,000.00
12/1/2045				1,425,000.00	28,500.00	0.00

Strasburg School District 31 J

Revised Budget

Building Fund (41)

FY 2025/26

		Actuals FY 22-23	Actuals FY 23-24	Actuals FY 24-25	Approved FY 25-26	Change	Revised FY 25-26
Beginning Fund Balance							
	Fund Balance	6,943,459	1,283,086	(158,765)	(121,463)	132,331	10,868
Total Beginning Fund Balance		6,943,459	1,283,086	(158,765)	(121,463)	132,331	10,868
Revenues							
1XXX	Local Revenue	101,435	64,604	11,205	1	179	180
3XXX	State Revenue	819,172			0	0	0
4XXX	Federal Revenue				0	0	0
5210	Transfers			2,420,000	0	0	0
Total Revenues		920,607	64,604	2,431,205	1	179	180
Total Resources Available		7,864,066	1,347,690	2,272,440	(121,462)	132,510	11,048
Expenditures							
011X	Salaries					0	0
02XX	Employee Benefits					0	0
03XX	Professional Services					0	0
04XX	Property Services	6,580,980	1,506,455	2,261,572	0	0	0
05XX	Other Services					0	0
06XX	Supplies & Materials					0	0
07XX	Equipment				0	0	0
08XX	Other Objects					0	0
09XX	Other Uses					0	0
Total Expenditures		6,580,980	1,506,455	2,261,572	0	0	0
	Surplus/(Deficit)	(5,660,373)	(1,441,851)	169,633	1	179	180
Fund Balances							
	Fund Balance	1,283,086	(158,765)	10,868	(121,462)	132,510	11,048
Total Ending Fund Balance		1,283,086	(158,765)	10,868	(121,462)	132,510	11,048

Total Appropriation(Ending Fund Balance + Expense) (121,462) 11,048

Strasburg School District 31 J

Revised Budget

Capital Reserve Fund (43)

FY 2025/26

		Actuals FY 22-23	Actuals FY 23-24	Actuals FY 24-25	Approved FY 25-26	Change	Revised FY 25-26
Beginning Fund Balance							
	Fund Balance	312,066	557,064	568,578	456,603	(235,819)	220,784
Total Beginning Fund Balance		312,066	557,064	568,578	456,603	(235,819)	220,784
Revenues							
1XXX	Local Revenue	244,998	11,514	2,206	3,700	(3,500)	200
3XXX	State Revenue					0	
4XXX	Federal Revenue					0	
	Transfers/Allocations			(350,000)		0	0
Total Revenues		244,998	11,514	(347,794)	3,700	(3,500)	200
Total Resources Available		557,064	568,578	220,784	460,303	(239,319)	220,984
Expenditures							
011X	Salaries	0	0	0	0	0	0
02XX	Employee Benefits	0	0	0	0	0	0
03XX	Professional Services	0	0	0	0	0	0
04XX	Property Services	0	0	0	0	0	0
05XX	Other Services	0	0	0	0	0	0
06XX	Supplies & Materials	0	0	0	0	0	0
07XX	Equipment	0	0	0	0	0	0
08XX	Other Objects	0	0	0	0	0	0
09XX	Other Uses	0	0	0	0	0	0
Total Expenditures		0	0	0	0	0	0
	Surplus/(Deficit)	244,998	11,514	(347,794)	3,700	(3,500)	200
Fund Balances							
	Fund Balance	557,064	568,578	220,784	460,303	(239,319)	220,984
Total Ending Fund Balance		557,064	568,578	220,784	460,303	(239,319)	220,984

Total Appropriation(Ending Fund Balance + Expense) $460,303 $220,984

FY2023-2024 UNIFORM BUDGET SUMMARY

District Name: Strasburg School District 31J District Code: 0060 Adopted Budget Adopted: TBD Budgeted Pupil Count: x,xxx.x	Object Source	10 General Fund	21 Food Service	23 Pupil Activity	31 Bond Redemption	41 Building Fund	43 Capital Reserve Capital Projects	TOTAL
Beginning Fund Balance (Includes All Reserves)		4,317,027	47,438	168,377	2,037,663	10,868	220,784	6,802,157
Revenues								
Local Sources	1000 - 1999	4,996,788	19,500	325,000	1,500,000	180	200	6,841,668
Intermediate Sources	2000 - 2999	357						357
State Sources	3000 - 3999	10,893,146	225,000	-		-	-	11,118,146
Federal Sources	4000 - 4999	122,298	357,500	-		-	-	479,798
Total Revenues		16,012,590	602,000	325,000	1,500,000	180	200	18,439,970
Total Beginning Fund Balance and Reserves		20,329,617	649,438	493,377	3,537,663	11,048	220,984	25,242,127
Total Allocations To/From Other Funds	5600,5700, 5800							-
Transfers To/From Other Funds	5200 - 5300	(100,000)	100,000	-			-	-
Other Sources	5100,5400, 5500,5900, 5990, 5991							-
Available Beginning Fund Balance & Revenues (Plus Or Minus (If Revenue) Allocations And Transfers)		20,229,617	749,438	493,377	3,537,663	11,048	220,984	25,242,127
Expenditures								
Instruction - Program 0010 to 2099								
Salaries	0100	5,431,782						5,431,782
Employee Benefits, including object 0280	0200	1,630,172						1,630,172
Purchased Services	0300,0400, 0500	1,399,500		-				1,399,500
Supplies and Materials	0600	715,983		313,000				1,028,983
Property	0700	95,120		-				95,120
Other	0800, 0900	-		-				-
Total Instruction		9,272,558	-	313,000	-	-	-	9,585,558
Supporting Services								
Students - Program 2100								
Salaries	0100	392,315						392,315
Employee Benefits, including object 0280	0200	134,605						134,605
Purchased Services	0300,0400, 0500	182,821						182,821
Supplies and Materials	0600	11,950						11,950
Property	0700	-						-
Other	0800, 0900	400						400
Total Students		722,091	-	-	-	-	-	722,091
Instructional Staff - Program 2200								
Salaries	0100	272,761						272,761
Employee Benefits, including object 0280	0200	97,126						97,126
Purchased Services	0300,0400, 0500	91,500						91,500
Supplies and Materials	0600	11,850						11,850
Property	0700	-						-
Other	0800, 0900	-						-
Total Instructional Staff		473,238	-	-	-	-	-	473,238
General Administration - Program 2300, including Program 2303 and 2304								
Salaries	0100	197,578						197,578
Employee Benefits, including object 0280	0200	63,437						63,437
Purchased Services	0300,0400, 0500	128,200						128,200
Supplies and Materials	0600	25,500						25,500
Property	0700	-						-
Other	0800, 0900	24,000						24,000

FY2023-2024 UNIFORM BUDGET SUMMARY

District Name: Strasburg School District 31J District Code: 0060 Adopted Budget Adopted: TBD Budgeted Pupil Count: x,xxx.x	Object Source	10 General Fund	21 Food Service	23 Pupil Activity	31 Bond Redemption	41 Building Fund	43 Capital Reserve Capital Projects	TOTAL
Total School Administration		438,715	-	-	-	-	-	438,715
School Administration - Program 2400								
Salaries	0100	807,538						807,538
Employee Benefits, including object 0280	0200	274,934						274,934
Purchased Services	0300,0400, 0500	40,300						40,300
Supplies and Materials	0600	45,700						45,700
Property	0700	-						-
Other	0800, 0900	3,600						3,600
Total School Administration		1,172,071	-	-	-	-	-	1,172,071
Business Services - Program 2500, including Program 2501								
Salaries	0100	115,179						115,179
Employee Benefits, including object 0280	0200	35,584						35,584
Purchased Services	0300,0400, 0500	73,500						73,500
Supplies and Materials	0600	232,593						232,593
Property	0700	-						-
Other	0800, 0900	1,500						1,500
Total Business Services		458,357	-	-	-	-	-	458,357
Operations and Maintenance - Program 2600								
Salaries	0100	674,896						674,896
Employee Benefits, including object 0280	0200	235,523						235,523
Purchased Services	0300,0400, 0500	705,503						705,503
Supplies and Materials	0600	536,000						536,000
Property	0700	7,500						7,500
Other	0800, 0900	-						-
Total Operations and Maintenance		2,159,422	-	-	-	-	-	2,159,422
Student Transportation - Program 2700								
Salaries	0100	277,495						277,495
Employee Benefits, including object 0280	0200	81,148						81,148
Purchased Services	0300,0400, 0500	92,500						92,500
Supplies and Materials	0600	47,000						47,000
Property	0700	48,900						48,900
Other	0800, 0900	-						-
Total Student Transportation		547,042	-	-	-	-	-	547,042
Central Support - Program 2800, including Program 2801								
Salaries	0100	261,622						261,622
Employee Benefits, including object 0280	0200	87,962						87,962
Purchased Services	0300,0400, 0500	128,777						128,777
Supplies and Materials	0600	176,432						176,432
Property	0700	-						-
Other	0800, 0900	500						500
Total Central Support		655,293	-	-	-	-	-	655,293
Other Support - Program 2900								
Salaries	0100							-
Employee Benefits, including object 0280	0200							-
Purchased Services	0300,0400, 0500							-
Supplies and Materials	0600							-
Property	0700							-
Other	0800, 0900							-

FY2023-2024 UNIFORM BUDGET SUMMARY

District Name: Strasburg School District 31J District Code: 0060 Adopted Budget Adopted: TBD Budgeted Pupil Count: x,xxx.x	Object Source	10 General Fund	21 Food Service	23 Pupil Activity	31 Bond Redemption	41 Building Fund	43 Capital Reserve Capital Projects	TOTAL
Total Other Support		-	-	-	-	-	-	-
Food Service Operations - Program 3100								
Salaries	0100		227,859					227,859
Employee Benefits, including object 0280	0200		51,834					51,834
Purchased Services	0300,0400, 0500		4,200					4,200
Supplies and Materials	0600		416,854					416,854
Property	0700		-					-
Other	0800, 0900		-					-
Total Other Support		-	700,748	-	-	-	-	700,748
Enterprise Operations - Program 3200								
Salaries	0100							-
Employee Benefits, including object 0280	0200							-
Purchased Services	0300,0400, 0500							-
Supplies and Materials	0600							-
Property	0700							-
Other	0800, 0900							-
Total Enterprise Operations		-	-	-	-	-	-	-
Community Services - Program 3300								
Salaries	0100	-						-
Employee Benefits, including object 0280	0200	-						-
Purchased Services	0300,0400, 0500	-						-
Supplies and Materials	0600	-						-
Property	0700	-						-
Other	0800, 0900	-						-
Total Community Services		-	-	-	-	-	-	-
Education for Adults - Program 3400								
Salaries	0100							-
Employee Benefits, including object 0280	0200							-
Purchased Services	0300,0400, 0500							-
Supplies and Materials	0600							-
Property	0700							-
Other	0800, 0900							-
Total Education for Adults Services		-	-	-	-	-	-	-
Total Supporting Services		6,626,229	700,748	-	-	-	-	7,326,977
Property - Program 4000								
Salaries	0100	-					-	-
Employee Benefits, including object 0280	0200	-					-	-
Purchased Services	0300,0400, 0500	-					-	-
Supplies and Materials	0600	9,804					-	9,804
Property	0700	4,000					-	4,000
Other	0800, 0900	-					-	-
Total Property		13,804	-	-	-	-	-	13,804
Other Uses - Program 5000s - including Transfers Out and/or Allocations Out as an expenditure								
Salaries	0100							-
Employee Benefits, including object 0280	0200							-
Purchased Services	0300,0400, 0500				-			-
Supplies and Materials	0600				-			-
Property	0700				-			-

FY2023-2024 UNIFORM BUDGET SUMMARY

District Name: Strasburg School District 31J District Code: 0060 Adopted Budget Adopted: TBD Budgeted Pupil Count: x,xxx.x	Object Source	10 General Fund	21 Food Service	23 Pupil Activity	31 Bond Redemption	41 Building Fund	43 Capital Reserve Capital Projects	TOTAL
Other	0800, 0900				820,000			820,000
Total Other Uses		-	-	-	820,000	-	-	820,000
Total Expenditures		15,912,591	700,748	313,000	820,000	-	-	17,746,339
APPROPRIATED RESERVES								
Other Reserved Fund Balance (9900)	**0840**							-
Other Restricted Reserves (932X)	**0840**							-
Reserved Fund Balance (9100)	**0840**							-
District Emergency Reserve (9315)	**0840**							-
Reserve for TABOR 3% (9321)	**0840**							-
Reserve for TABOR - Multi-Year Obligations (9322)	**0840**							-
Total Reserves		-	-	-	-	-	-	-
Total Expenditures and Reserves		15,912,591	700,748	313,000	820,000	-	-	17,746,339
BUDGETED ENDING FUND BALANCE								
Non-spendable fund balance (9900)	**6710**		11,610					11,610
Restricted fund balance (9900)	**6720**		37,080	180,377	1,907,563			2,125,020
TABOR 3% emergency reserve (9321)	**6721**	478,000						478,000
TABOR multi year obligations (9322)	**6722**							-
District emergency reserve (letter of credit or real estate) (9323)	**6723**							-
Colorado Preschool Program (CPP) (9324)	**6724**							-
Risk-related / restricted capital reserve (9326)	**6726**							-
BEST capital renewal reserve (9327)	**6727**							-
Total program reserve (9328)	**6728**							-
Committed fund balance (9900)	**6750**							-
Committed fund balance (15% limit) (9200)	**6750**							-
Assigned fund balance (9900)	**6760**					11,048	220,984	232,032
Unassigned fund balance (9900)	**6770**	3,839,026						3,839,026
Net investment in capital assets (9900)	**6790**							-
Restricted net position (9900)	**6791**							-
Unrestricted net position (9900)	**6792**							-
Total Ending Fund Balance		4,317,026	48,690	180,377	1,907,563	11,048	220,984	6,685,688
Total Available Beginning Fund Balance & Revenues Less Total Expenditures & Reserves Less Ending Fund Balance (Shall Equal Zero (0))		-	-	-	810,100	-	-	810,100
Use of a portion of beginning fund balance resolution required?		**Yes**	No	No	**Yes**	No	No	**Yes**

Strasburg School District 31J

Policy:	File:
School District Educational Objectives	ADA
Adopted:	Revision:
	January 2026

School District Educational Objectives

In keeping with its belief that all students can learn and achieve academic success, the Board of Education adopts the following objectives:

1. Students shall demonstrate the skills and attitudes of critical thinking, problem solving, decision making, intellectual curiosity and artistic expression which form the foundation for lifelong learning.

2. Students shall acquire the skills and knowledge required to lead successful lives and be productive citizens.

3. Students shall demonstrate proficiency in core academic areas by meeting or exceeding the district's academic standards or completing the requirements and goals as listed on a student's Individualized Education Program (IEP) which may include modified standards.

4. Students shall demonstrate readiness for postsecondary and/or workforce success.

5. Students shall be able to make effective life choices based on commonly held values of honesty, respect for self and others, civic and personal responsibility and integrity.

CROSS REFS.: AD, School District Mission

Revised: January 2026

Strasburg School District 31J

Policy:	File:
School District Educational Objectives	ADA
Adopted:	Revision:
	~~June 2024~~January 2026

School District Educational Objectives

In keeping with its belief that all students can learn and achieve academic success, the Board of Education adopts the following objectives:

1. Students shall demonstrate the skills and attitudes of critical thinking, problem solving, decision making, intellectual curiosity and artistic expression which form the foundation for lifelong learning.

2. Students shall acquire the skills and knowledge required to lead successful lives and be productive citizens.

3. Students shall demonstrate proficiency in core academic areas by meeting or exceeding ~~state and~~the district's ~~content~~ academic standards or completing the requirements and goals as listed on a student's Individualized Education Program (IEP) which may include modified standards.~~.~~

4. Students shall demonstrate ~~the job acquisition, job retention and marketable job skills necessary to be effective, productive workers.~~readiness for postsecondary and/or workforce success.

5. Students shall be able to make effective life choices based on commonly held values of honesty, respect for self and others, civic and personal responsibility and integrity.

CROSS REFS.: AD, ~~Educational Philosophy/~~School District Mission

~~IA, Instructional Goals and Learning Objectives~~

Revised: January 2026

Full Name	Attribute(s)
Hickson, Katherine	Sub Custodian
Perrino, Connie	Sub Custodian
Torres-Cervantes, Maria	Sub Custodian
Villa, Rosa	Sub Custodian
Adams, Barbara	Sub Food Services
Casarrubias, Nanci	Sub Food Services
Rose, Alec	Sub Food Services
Gutierrez, Dana	Sub Food Services, Sub Para, Sub Teacher
Hassell, Samantha	Sub Food Services, Sub Teacher
Wailes, Julia	Sub Health Aid
Angelo, Sarah	Sub Health Aid, Sub Para
Bartfai, Taylor	Sub Para
Bonds, Jessie	Sub Para
Brunsvold, Bertha	Sub Para
Goble, Tanya	Sub Para
Griggs, Cynthia	Sub Para
McNabb, Stacey	Sub Para
Suttmer-Lybarger, Simone	Sub Para
Steinman, Beth	Sub Para, Sub Secretary
Garrett, Jaclyn	Sub Para, Sub Secretary, Sub Teacher
Busse, Susan	Sub Para, Sub Teacher
Crouse, Vicki	Sub Para, Sub Teacher
DeWolf, Corey	Sub Para, Sub Teacher
Elliott, Kurt	Sub Para, Sub Teacher
Muehlausen, Corine	Sub Para, Sub Teacher
Mullarkey, Kea	Sub Para, Sub Teacher
Osborne, Deborah	Sub Para, Sub Teacher
Paul, Taylor	Sub Para, Sub Teacher
Rigdon, Jacquline	Sub Para, Sub Teacher
Beeck, Kori	Sub Teacher
Chavez, Cyndi	Sub Teacher
Elliott, Diana	Sub Teacher
Engelsman, Tiffany	Sub Teacher
Hale, Lori	Sub Teacher
Hart, Amie	Sub Teacher
Jeffries, Julie	Sub Teacher
Johnson, Susan	Sub Teacher
Schermerhorn, Shauni	Sub Teacher
Scott, Jessica	Sub Teacher
Sherer, Patricia	Sub Teacher
Shuck, Leanne	Sub Teacher
Simpkins, Pamela	Sub Teacher
Smith, Julie	Sub Teacher
Stuart, Autumn	Sub Teacher
Van Cleave, Courtney	Sub Teacher
Vining, Rita	Sub Teacher

Winklepleck, Brenda	Sub Teacher

Strasburg School District 31J

Policy:	File:
School District Educational Objectives	ADA
Adopted:	Revision:
	January 2026

School District Educational Objectives

In keeping with its belief that all students can learn and achieve academic success, the Board of Education adopts the following objectives:

1. Students shall demonstrate the skills and attitudes of critical thinking, problem solving, decision making, intellectual curiosity and artistic expression which form the foundation for lifelong learning.

2. Students shall acquire the skills and knowledge required to lead successful lives and be productive citizens.

3. Students shall demonstrate proficiency in core academic areas by meeting or exceeding the district's academic standards or completing the requirements and goals as listed on a student's Individualized Education Program (IEP) which may include modified standards.

4. Students shall demonstrate readiness for postsecondary and/or workforce success.

5. Students shall be able to make effective life choices based on commonly held values of honesty, respect for self and others, civic and personal responsibility and integrity.

CROSS REFS.: AD, School District Mission

Revised: January 2026