

**Sheldon Independent School District**  
**Sheldon Early Childhood Academy**  
**2025-2026 Campus Improvement Plan**



# Mission Statement

Sheldon Early Childhood Academy (SECA) is committed to developing life-long learners through engaging experiences which will promote creative thinking and encourage academic, physical and social success.

"Jaguars Achieving Great Success"

## Vision

We envision SECA as a community learning center where children gain competencies necessary for them to be successful right from the beginning of their educational journey. The commitment of our total community (students, staff, parents, and greater community) is necessary to create challenging learning experiences for our young scholars to prepare them for the future.

Our vision of providing an outstanding education is centered on the integration of all aspects of learning with:

1. attention to the whole child
2. emphasis on inquiry
3. integration of the traditional subject areas
4. utilization of a variety of learning tools and technologies
5. valuing a universal range of learning styles and abilities
6. connections to the real world beyond the confines of the classroom
7. exposure to the creative and performing arts for art's sake and art for integration
8. a focus on the development of positive attitudes toward people, toward the environment, and toward learning.

## Value Statement

At Sheldon Early Childhood Academy, we believe that:

- Each individual has immeasurable worth and unique intelligence.
- The freedom to choose comes with accountability to each other and responsibility for consequences.
  - Individuals have an inherent drive for acceptance and belonging.
    - Family is the foundation of society.
    - Human resourcefulness is unlimited.
- A community's collective power is greater than individual efforts.
- Change is inevitable and creates opportunities for new beginnings.

# Table of Contents

Comprehensive Needs Assessment .....	4
Needs Assessment Overview .....	4
Demographics .....	19
Student Achievement .....	23
School Culture and Climate .....	27
Staff Quality, Recruitment, and Retention .....	30
Curriculum, Instruction, and Assessment .....	32
Family and Community Engagement .....	33
School Organization .....	34
Technology .....	35
Priority Problem Statements .....	36
Comprehensive Needs Assessment Data Documentation .....	37
Goals .....	39
Goal 1: Sheldon Early Childhood Academy will maximize learning for ALL. ....	39
Goal 2: Sheldon Early Childhood Academy will attract, develop and retain highly-effective staff. ....	47
Goal 3: Sheldon Early Childhood Academy will continue to build positive, productive relationships with parents, families, and community members. ....	50
Goal 4: Sheldon Early Childhood Academy will ensure a safe and positive environment. ....	53
Goal 5: Sheldon Early Childhood Academy will maintain and monitor systems to ensure financial accountability and responsibility. ....	55
Title I Personnel .....	56
Campus Funding Summary .....	57

# Comprehensive Needs Assessment

Revised/Approved: May 29, 2025

## Needs Assessment Overview

### Needs Assessment Overview Summary

### Comprehensive Needs Assessment 2025-26

The campus site-based team convened on May 28<sup>th</sup>, 2025, at 4:30 pm and May 29<sup>th</sup>, 2025, at 4:30 pm to facilitate the development of the program evaluation, campus comprehensive needs assessment and the campus improvement plan. The site-based team consisted of the following:

<b>Joel Leal</b>	<b>Principal (Campus has only one principal)</b>
Kenyatta Sylvester	Other School Leader
Jennifer York	Teacher
Elida Iracheta	Parent
Jessica Rocha	Community Member
Norma Martinez	Other School Leader
Denise Mustin	District Administrator
Alejandra Reyes	Teacher
Stephanie Herrera	Teacher
Tacarra Williams	District Administrator
Dalila Choudhry	Teacher
Melanie Holmes	Teacher
Brittinee Dean	Paraprofessional
Luis Azua	Community Member
Ada Wilson	Teacher
Alejandra Garza	Teacher
Diega Ibarra	Parent
Angela Martinez	Teacher
Nickie Allen	Teacher
Priscila Escobar	Paraprofessional

## Demographics

The Sheldon Independent School District (ISD) is a fast-growth district located in the Northeast section of the Greater Houston area that serves almost 11,000 students. While small compared to surrounding districts, Sheldon ISD is listed as a large district by TEA standards. Our community is a diverse population made up of single-family homes, mobile home communities, and apartment complexes. Sheldon Early Childhood Academy is one of two early childhood campuses that house the district's full day Pre-Kindergarten program and Kindergarten students. We are located on the eastern side of the district surrounded by industrial facilities and a major transportation corridor.

### Demographic Data

#### Student Enrollment

Year	Enrollment
2019	641
2020	706
2021	655
2022	593
2023	611
2024	584
2025	570

	23-24 (Jan '24)		24-25 (Jan '25)	
	Count	Percent	Count	Percent
<b>Grade Level</b>				
Early Education	22	3.91%	14	2.49%
Pre-Kindergarten	235	41.74%	218	38.79%
Kindergarten	306	54.35%	329	58.54%
<b>Gender</b>				
Female	256	45.47%	263	46.80%
Male	307	54.53%	299	53.20%
<b>Ethnicity</b>				
Hispanic-Latino	390	69.27%	384	68.33%
<b>Race</b>				
American Indian - Alaskan Native	6	1.07%	0	0%
Asian	5	0.89%	4	0.71%
Black - African American	126	22.38%	140	24.91%
Native Hawaiian - Pacific Islander	1	0.18%	1	0.18%
White	22	3.91%	19	3.38%
Two-or-More	13	2.31%	14	2.49%
<b>Program</b>				
Emergent Bilingual	234	41.56%	234	41.64%
Bilingual	216	38.37%	221	39.32%
English as a Second Language (ESL)	36	6.39%	29	5.16%
Free Lunch Participation	72	12.79%	85	15.12%

	23-24 (Jan '24)		24-25 (Jan '25)	
Reduced Lunch Participation	22	3.91%	37	6.58%
Other Economically Disadvantaged	389	69.09%	345	61.39%
Gifted and Talented	0	0.00%	0	0.00%
Special Education (SPED)	65	11.55%	68	12.10%
Title I Participation	563	100%	552	100%
Dyslexia	0	0.00%	0	0.00%
Other Student Information				
At-Risk	270	47.96%	274	48.75%
Economically Disadvantaged	483	85.79%	467	83.10%
Title I Homeless	0	0.00%	0	0.00%
Immigrant	14	2.49%	11	1.96%
Migrant	0	0.00%	0	0.00%
Military Connected	9	1.60%	6	1.07%
Foster Care	2	0.36%	2	0.36%
CTE Single Parent/Pregnant Teen	0	0.00%	0	0.00%
Section 504	2	0.36%	2	0.36%
Intervention Indicator	0	0.00%	0	0.00%

<b>Enrollment by Race/Ethnicity</b>	<b>20-21</b>	<b>21-22</b>	<b>22-23</b>	<b>23-24</b>	<b>24-25</b>
African American	20.19%	22.76%	20.88%	22.38%	24.91%
Hispanic	72.81%	68.92%	70.29%	69.27%	68.33%
White	4.61%	5.97%	4.41%	3.91%	3.38%
American Indian	0.48%	0.31%	0.51%	1.07%	0%
Asian	0.64%	0%	0.34%	0.89%	0.71%
Pacific Islander	0%	0%	0.17%	0.18%	0.18%
Two or More Races	1.27%	2.04%	3.40%	2.31%	2.49%
<b>Enrollment by Student Group</b>					
Economically Disadvantaged	77.74%	90.27%	87.10%	85.79%	83.10%
Emergent Bilingual (Formerly ELL)	41.02%	38.30%	41.26%	41.56%	41.64%
Special Education	7.47%	8.95%	7.81%	11.55%	12.10%

<b>Historical Attendance Rate</b>	
18-19	93.25%

Historical Attendance Rate	
19-20	93.35%
20-21	93.54%
21-22	90.96%
22-23	90.40%
23-24	91.46%
24-25	91.46%

Teachers by Ethnicity								
	2020-21		2021-22		2022-23		2023-24	
African American	9	23.1%	11	30.6%	15	41.40%	15	43%
Hispanic	20	51.3%	19	52.8%	16	44.70%	16	45.4%
White	9	23%	5	13.9%	5	14.00%	4	11.6%
American Indian	0	0%	0	0%	0	0.00%	0	0.00%
Asian	1	2.6%	1	2.8%	0	0.00%	0	0.00%

Teachers by Degree Held								
	2020-21		2021-22		2022-23		2023-24	
No Degree	2	5.1%	0	0%	1	2.80%	0	0%
Bachelors	20	51.3%	25	69.4%	24.8	69.30%	27	77.7%
Masters	12	30.7	11	30.6%	10	27.90%	8	22.3%
Doctorate	0	0%	0	0%	0	0%	0	0%

Teachers by Experience								
	2020-21		2021-22		2022-23		2023-24	
Beginning Teacher	7	18%	3	8.3%	7	19%	1	2.9%
1-5 Years	16	41%	12	33.3%	10	27.9%	16	45.7%
6-10 Years	4	10.3%	5	13.9%	6	16.8%	6	17.4%
11-20 Years	7	18%	12	33.3%	9	25.1%	9	25.2%
More than 20 Years	5	12.8%	4	11.1%	4	11.2%	3	8.7%

## Student Achievement

Sheldon ECA is striving to meet the goals set in literacy, especially in kindergarten reading levels. During the 2024-25 SY, we utilized our professional and paraprofessional interventionists as well as outside tutoring and our Campus Instructional Specialists to address academic needs and that support will continue in 2025-26. In PK we have paraprofessionals supporting classrooms to provide small group instruction for struggling students. Each PK classroom is supported by an instructional aide.

### Kindergarten

mCLASS DIBELS	23-24				24-25			
	Well Above	On Track	Below	Well Below	Well Above	On Track	Below	Well Below
Composite Score	31%	38%	11%	20%	37%	31%	11%	21%
Letter Names (LNF)	*	79%	7%	14%	*	76%	12%	12%
Phonemic Awareness (PSF)	39%	20%	11%	30%	21%	25%	15%	39%
Letter Sounds (NWF-CLS)	20%	32%	22%	26%	29%	35%	13%	23%
Decoding (NWF-CLS)	26%	26%	6%	32%	41%	20%	11%	28%
Word Reading (WRF)	22%	31%	19%	28%	28%	27%	17%	28%

mCLASS Lectura	23-24				24-25			
	Well Above	On Track	Below	Well Below	Well Above	On Track	Below	Well Below
Composite	67%	25%	1%	7%	55%	38%	3%	4%
Fluidez en Nombrar Letras	49%	44%	1%	6%	35%	47%	8%	10%
Fluidez en la segmentación de sílabas	44%	50%	3%	3%	81%	13%	3%	3%
Fluidez en los sonidos de las letras	29%	53%	7%	11%	21%	38%	13%	28%

mCLASS Lectura	23-24				24-25			
	Fluidez en los sonidos de sílabas	39%	39%	5%	17%	21%	30%	20%
Fluidez en la lectura de palabras	32%	47%	5%	16%	20%	35%	16%	29%

Assessment	Mid or Above Grade Level	Early on Grade Level	One Grade Level Below
iReady Reading 24-25 Overall	41%	34%	25%
iReady Reading BOY 24-25	7%	22%	71%
iReady Reading EOY 24-25	45%	34%	20%

Assessment	Blue Above	Green Proficient	Yellow Below	Red Well Below
TRC English 23-24	13%	27%	20%	40%
TRC English 22-23	15%	35%	15%	35%
TRC English 21-22	20%	27%	15%	38%

Assessment	Blue Above	Green Proficient	Yellow Below	Red Well Below
TRC Spanish 23-24	42%	36%	7%	15%

	EOY Kindergarten Math				
	Total Students	Date Taken	Overall		
			Met Standard (Exceeds + Meets)	Approaching Standard	Did Not Meet Standard
Sheldon ECA 2025	293	05/23/25	76.78%	13.7%	9.5%

				EOY Kindergarten Math			
				Overall			
Assessment	Mid or Above Grade Level	Early on Grade Level	One Grade Level Below	Taken	Met Standard (Exceeds + Meets)	Approaching Standard	Did Not Meet Standard
Sheldon ECA 2021				06/24	82.52%	8.74%	8.74%
Sheldon ECA 2023	25%	25%	50%	02/23	74.15%	15.69%	10.15%
Sheldon ECA 2024	36%	25%	39%	04/25/22	75.93%	12.35%	11.73%

### Pre-Kindergarten

Pre-Kindergarten CLI Summary (English)	On Track (21-22)	On Track (22-23)	On Track (23-24)	On Track (24-25)
Book and Print Knowledge	84%	85%	89%	90%
Phonological Awareness	88%	89%	89%	87%
Optional PA	89%	88%	89%	92%
Math	91%	95%	93%	92%
Social Emotional Behaviors	78%	92%	91%	91%

Pre-Kindergarten CLI Summary (Spanish)	On Track (21-22)	On Track (22-23)	On Track (23-24)	On Track (24-25)
Book and Print Knowledge	93%	95%	100%	96%
Phonological Awareness	96%	85%	99%	99%
Optional PA	97%	89%	100%	99%
Math	100%	*	98%	98%
Social Emotional Behaviors	94%	*	100%	99%

### Fueling Brains – Schoolwide

Fueling Brains	Mastering	Progressing	Developing
24-25 EOY	87%	9%	4%
23-24 EOY	83%	13%	4%

### Fueling Brains – Pre-Kindergarten

Fueling Brains	Mastering	Progressing	Developing
24-25 EOY	90%	8%	2%
23-24 EOY	87%	11%	2%

### Fueling Brains – Kindergarten

Fueling Brains	Mastering	Progressing	Developing
24-25 EOY	85%	10%	5%
23-24 EOY	79%	15%	6%

## School Culture, and Climate

### Parent Survey Results – April 2025

	Very satisfied	Satisfied	Neutral	Dissatisfied	Very Dissatisfied
District/Campus Administration and staff at this school are approachable and reachable. <i>La administración del distrito/campus y el personal de esta escuela son accesibles y accesibles.</i>	62%	22%	4%	9%	4%
The school and district value my thoughts, opinions, and suggestions. <i>La escuela y el distrito valoran mis pensamientos, opiniones y sugerencias.</i>	54%	24%	14%	4%	4%
The district/school respect and include diverse cultures, backgrounds, and family structures. <i>El distrito/escuela respeta e incluye diversas culturas, orígenes y estructuras familiares.</i>	69%	17%	13%	0%	1%

	Very satisfied	Satisfied	Neutral	Dissatisfied	Very Dissatisfied
Parent communication channels, such as Parent Square, easy to use? <i>Considera que nuestros canales de comunicación para padres, como Parent Square, son fáciles de usar.</i>	71%	21%	4%	3%	3%
My child's school communicates with me in a language that I can understand? <i>¿La escuela de mi hijo se comunica conmigo en un idioma que puedo entender?</i>	78%	18%	3%	1%	0%
The school district adequately informs me about issues and major decisions regarding crisis situations, academic programs, school finance, school calendars, and district policies. <i>El distrito escolar me informa adecuadamente sobre los problemas y las decisiones importantes con respecto a situaciones de crisis, programas académicos, finanzas escolares, calendarios escolares y políticas del distrito.</i>	62%	21%	15%	3%	0%
My child's school gives opportunities for and encourages me to participate in parent/teacher conferences. <i>La escuela de mi hijo me da oportunidades y me anima a participar en conferencias de padres y maestros</i>	71%	24%	5%	0%	0%
Are you 4 with the amount of feedback and information you get about your child's progress? <i>¿Está satisfecho con la cantidad de comentarios e información que recibe sobre el progreso de su hijo?</i>	62%	19%	12%	5%	3%

	Very satisfied	Satisfied	Neutral	Dissatisfied	Very Dissatisfied
My child's school has explained the different assessments/tests used to determine student academic achievement to me. <i>La escuela de mi hijo me ha explicado las diferentes evaluaciones/pruebas que se utilizan para determinar el rendimiento académico de los estudiantes.</i>	60%	25%	11%	3%	1%
Campus and District activities for Parent & Family Engagement provide the support I need to help my child socially, emotionally, and academically at home. <i>Las actividades del campus y del distrito para la participación de los padres y la familia brindan el apoyo que necesito para ayudar a mi hijo social, emocional y académicamente en casa.</i>	58%	29%	9%	3%	1%
The school and district have provided access to the parent engagement policies and the parent/school compact via the district website or paper copy. <i>La escuela y el distrito han proporcionado acceso a las políticas de participación de los padres y al pacto entre padres y escuelas a través del sitio web del distrito o una copia impresa.</i>	60%	21%	18%	1%	0%
	A	B	C	D	F
What overall grade would you give your child's school? April 2025	62%	23%	10%	4%	1%
What overall grade would you give your child's school? April 2024	62%	24%	8%	4%	4%
What overall grade would you give your child's school? April 2023	59%	32%	4%	0%	5%
How do you prefer to receive campus information from your child's school? Please rank your preference 1 (most preferred) to 9 (least preferred). <i>Como prefiere recibir informacion de la escuela de su hijo(a) 1 (más preferido) a 9 (menos preferido).</i>					
Campus emails/ <i>Correos electronicos del campus</i>					2.46
ParentSquare					3.83

	Very satisfied	Satisfied	Neutral	Dissatisfied	Very Dissatisfied
Campus website/ <i>Sitio web del campus</i>					3.95
Teacher Google Classroom/Website/ <i>Sitio web/salon de clases de Google para profesores</i>					4.45
Skyward Family Access/ <i>Acceso familiar Skyward</i>					4.83
Phone Calls/ <i>Llamadas telefonicas</i>					4.92
Campus text messages (Remind 101, Dojo, SeeSaw, etc.)/ <i>Mensajes de texto del campus (Remind 101, Dojo, etc.)</i>					5.54
Campus social media sites/ <i>Sitios de redes sociales del campus</i>					6.41
Other/ <i>Otro</i>					8.60

### **Teacher Survey Results –April 2025**

We received 24 responses this year, down from 75 responses last year. Results are shown in the following pages.

Sheldon ECA is a professional learning community at its core and members of our community - students, teachers, staff, parents, and community stakeholders - are striving to be life-long learners. Firmly believing that every child can learn if we provide a strong learning environment, we purposefully plan engaging instruction for our students using the latest pedagogy and best teaching practices, our staff is highly trained and motivated to do what's best for our students daily. The sole purpose for our family engagement is to educate our parents on how to be the best partners in their child's education, including workshops and family learning nights that focus on how we teach students in the curriculum, what the reading data shows and how they can impact student achievement at home.

Student attendance is a constant concern at SECA because chronic student absences lead to gaps in student achievement. Unfortunately, for most of our students, when they miss the district bus in the morning, they do not attend school. Our ADA was 91.37% in 2024-25 and it is very comparable to last year's 91.35% rate, despite it being a major focus for parent education and parent conferences.

### **Staff Quality, Recruitment, and Retention**

<b>Teachers by Ethnicity</b>								
	<b>2020-21</b>		<b>2021-22</b>		<b>2022-23</b>		<b>2023-24</b>	
African American	9	23.1%	11	30.6%	15	41.40%	15	43%
Hispanic	20	51.3%	19	52.8%	16	44.70%	16	45.4%
White	9	23%	5	13.9%	5	14.00%	4	11.6%
American Indian	0	0%	0	0%	0	0.00%	0	0.00%
Asian	1	2.6%	1	2.8%	0	0.00%	0	0.00%

Teachers by Degree Held								
	2020-21		2021-22		2022-23		2023-24	
No Degree	2	5.1%	0	0%	1	2.80%	0	0%
Bachelors	20	51.3%	25	69.4%	24.8	69.30%	27	77.7%
Masters	12	30.7	11	30.6%	10	27.90%	8	22.3%
Doctorate	0	0%	0	0%	0	0%	0	0%

Teachers by Experience								
	2020-21		2021-22		2022-23		2023-24	
Beginning Teacher	7	18%	3	8.3%	7	19%	1	2.9%
1-5 Years	16	41%	12	33.3%	10	27.9%	16	45.7%
6-10 Years	4	10.3%	5	13.9%	6	16.8%	6	17.4%
11-20 Years	7	18%	12	33.3%	9	25.1%	9	25.2%
More than 20 Years	5	12.8%	4	11.1%	4	11.2%	3	8.7%

## **Curriculum, Instruction, and Assessment**

Literacy acquisition is focused on phonics, sight words, and basic reading skills. This is emphasized in whole groups, literacy stations, and small group intervention settings.

Our full-day Pre-K and Kindergarten programs are open to all students in the district and are designed to create young students who are successful students in the academic and social-emotional arena, with a special focus on building strong readers before entering first grade.

Our Bilingual program begins in Pre-K with a transitional program with a 90/10 model for EB students and continues in kindergarten to include 2-way classrooms that utilize a 50/50 model of linguistic instruction and transitional classrooms where they utilized an 80/20 model.

Our Response to Intervention team meets regularly to identify struggling students and the program is integrated with our interventions (mClass, Esperanza, CLI, Guided Reading, Guided Math) to meet the needs of the individual learner.

## **Parent and Community Involvement, Engagement**

The sole purpose for our family and community engagement is to educate our parents and stakeholders on how to be the best partners in their child's education. This includes heavy engagement activities such as parent workshops and family learning nights that focus on how we teach students in the curriculum, what the reading data shows and giving them training/materials to impact student achievement at home. Parents and community members are able to learn about campus procedures and programs and provide feedback through our volunteer program, our Site-based Decision-making Committee, Parent Advisory Council, and Watch D.O.G.S program. There are also several events during the year that are opportunities for our professional learning community to come together and celebrate our students, such as our Thanksgiving Family luncheon, field day, musical programs, and art shows.

### **Parent Survey Results – April 2025**

	Very satisfied	Satisfied	Neutral	Dissatisfied	Very Dissatisfied
District/Campus Administration and staff at this school are approachable and reachable. <i>La administración del distrito/campus y el personal de esta escuela son accesibles y accesibles.</i>	62%	22%	4%	9%	4%
The school and district value my thoughts, opinions, and suggestions. <i>La escuela y el distrito valoran mis pensamientos, opiniones y sugerencias.</i>	54%	24%	14%	4%	4%
The district/school respect and include diverse cultures, backgrounds, and family structures. <i>El distrito/escuela respeta e incluye diversas culturas, orígenes y estructuras familiares.</i>	69%	17%	13%	0%	1%
Parent communication channels, such as Parent Square, easy to use? <i>Considera que nuestros canales de comunicación para padres, como Parent Square, son fáciles de usar.</i>	71%	21%	4%	3%	3%
My child's school communicates with me in a language that I can understand? <i>¿La escuela de mi hijo se comunica conmigo en un idioma que puedo entender?</i>	78%	18%	3%	1%	0%
The school district adequately informs me about issues and major decisions regarding crisis situations, academic programs, school finance, school calendars, and district policies. <i>El distrito escolar me informa adecuadamente sobre los problemas y las decisiones importantes con respecto a situaciones de crisis, programas académicos, finanzas escolares, calendarios escolares y políticas del distrito.</i>	62%	21%	15%	3%	0%

	Very satisfied	Satisfied	Neutral	Dissatisfied	Very Dissatisfied
My child's school gives opportunities for and encourages me to participate in parent/teacher conferences. <i>La escuela de mi hijo me da oportunidades y me anima a participar en conferencias de padres y maestros</i>	71%	24%	5%	0%	0%
Are you 4 with the amount of feedback and information you get about your child's progress? <i>¿Está satisfecho con la cantidad de comentarios e información que recibe sobre el progreso de su hijo?</i>	62%	19%	12%	5%	3%
My child's school has explained the different assessments/tests used to determine student academic achievement to me. <i>La escuela de mi hijo me ha explicado las diferentes evaluaciones/pruebas que se utilizan para determinar el rendimiento académico de los estudiantes.</i>	60%	25%	11%	3%	1%
Campus and District activities for Parent & Family Engagement provide the support I need to help my child socially, emotionally, and academically at home. <i>Las actividades del campus y del distrito para la participación de los padres y la familia brindan el apoyo que necesito para ayudar a mi hijo social, emocional y académicamente en casa.</i>	58%	29%	9%	3%	1%
The school and district have provided access to the parent engagement policies and the parent/school compact via the district website or paper copy. <i>La escuela y el distrito han proporcionado acceso a las políticas de participación de los padres y al pacto entre padres y escuelas a través del sitio web del distrito o una copia impresa.</i>	60%	21%	18%	1%	0%

	Very satisfied	Satisfied	Neutral	Dissatisfied	Very Dissatisfied
	A	B	C	D	F
What overall grade would you give your child's school? April 2025	62%	23%	10%	4%	1%
What overall grade would you give your child's school? April 2024	62%	24%	8%	4%	4%
What overall grade would you give your child's school? April 2023	59%	32%	4%	0%	5%
How do you prefer to receive campus information from your child's school? Please rank your preference 1 (most preferred) to 9 (least preferred)./Como prefiere recibir informacion de la escuela de su hijo(a) 1 (más preferido) a 9 (menos preferido).					
Campus emails/ Correos electronicos del campus					2.46
ParentSquare					3.83
Campus website/Sitio web del campus					3.95
Teacher Google Classroom/Website/Sitio web/salon de clases de Google para profesores					4.45
Skyward Family Access/Acceso familiar Skyward					4.83
Phone Calls/ Llamadas telefonicas					4.92
Campus text messages (Remind 101, Dojo, SeeSaw, etc.)/ Mensajes de texto del campus (Remind 101, Dojo, etc.)					5.54
Campus social media sites/Sitios de redes sociales del campus					6.41
Other/ Otro					8.60

## School Context and Organization

Our leadership team (Principal, AP, Counselor, Instructional Coaches) meets weekly to discuss current trends and data in academics, discipline, and attendance. There are also lead teachers in each grade level team, activity team and special education.

The Site-based Decision-Making Committee has representation from all stake holder areas and assists with the implementation and evaluation of all operations and programs on the campus.

## Technology

Technology at the early childhood level is integrated in the classroom through touchscreen devices (iPads and interactive projectors and monitors) and in our S.T.E.A.M. lab and classroom integrations. Students are using technology for research, presentation, creation, and assessment. Our district continued working on the implementation of a 1-to-1 device model this year. The program needs to be improved and the district is working on providing new devices for our school that will get us a lot closer to this goal.

# Demographics

## Demographics Summary

### Demographics

The Sheldon Independent School District (ISD) is a fast-growth district located in the Northeast section of the Greater Houston area that serves over 10,000 students. While small compared to surrounding districts, Sheldon ISD is listed as a large district by TEA standards. Our community is a diverse population made up of single-family homes, mobile home communities and apartment complexes. Sheldon Early Childhood Academy is one of two early childhood campuses that houses the district's full day Pre-Kindergarten program and Kindergarten students. We are located on the eastern side of the district surrounded by industrial facilities and a major transportation corridor.

## Demographic Data

### Student Enrollment

Year	Enrollment
2019	641
2020	706
2021	655
2022	593
2023	611

	21-22 (Jan '22)		22-23 (Jan '23)	
	Count	Percent	Count	Percent
<b>Grade Level</b>				
Early Education	14	2.44%	14	2.38%
Pre-Kindergarten	238	41.54%	249	42.27%
Kindergarten	321	56.02%	326	55.35%
<b>Gender</b>				
Female	277	48.34%	268	45.5%
Male	296	51.66%	321	54.5%
<b>Ethnicity</b>				
Hispanic-Latino	409	71.38%	414	70.29%
<b>Race</b>				

	21-22 (Jan '22)		22-23 (Jan '23)	
American Indian - Alaskan Native	2	0.35%	3	0.51%
Asian	0	0 %	2	0.34%
Black - African American	120	20.94%	123	20.88%
Native Hawaiian - Pacific Islander	1	0.17 %	1	0.17%
White	32	5.58%	26	4.41%
Two-or-More	9	1.57%	20	3.40%
<b>Program</b>				
Emergent Bilingual	230	40.14	243	41.26%
Bilingual	234	40.84%	238	40.41%
English as a Second Language (ESL)	10	1.75%	25	4.24%
Free Lunch Participation	45	7.15%	63	10.70%
Reduced Lunch Participation	46	8.03%	32	5.43%
Other Economically Disadvantaged	400	69.81%	418	70.97%
Gifted and Talented	0	0.00%	0	0.00%
Special Education (SPED)	37	6.46%	46	7.81%
Title I Participation	573	100.00%	589	100%
Dyslexia	0	0.00%	0	0.00%
<b>Other Student Information</b>				
At-Risk	365	63.70%	364	61.80%
Economically Disadvantaged	508	88.66%	513	87.10%
Title I Homeless	0	0.00%	0	0.00%
Immigrant	5	0.87%	4	0.68%
Migrant	0	0.00%	0	0.00%
Military Connected	7	1.22%	9	1.53%
Foster Care	1	0.17%	0	0.00%
CTE Single Parent/Pregnant Teen	0	0.00%	0	0.00%
Section 504	3	0.52%	1	0.17%
Intervention Indicator	4	0.70%	0	0.00%

Enrollment by Race/Ethnicity	18-19	19-20	20-21	21-22	21-22
African American	17.20%	19.41%	20.19%	22.76%	20.88%
Hispanic	73.70%	70.68%	72.81%	68.92%	70.29%
White	6.30%	6.23%	4.61%	5.97%	4.41%

<b>Enrollment by Race/Ethnicity</b>	<b>18-19</b>	<b>19-20</b>	<b>20-21</b>	<b>21-22</b>	<b>21-22</b>
American Indian	0.50%	0.71%	0.48%	0.31%	0.51%
Asian	0.20%	0.57%	0.64%	0%	0.34%
Pacific Islander	0.40%	0.14%	0%	0%	0.17%
Two or More Races	1.80%	2.27%	1.27%	2.04%	3.40%
<b>Enrollment by Student Group</b>					
Economically Disadvantaged	62.20%	77%	77.74%	90.27%	87.10%
Emergent Bilingual (Formerly ELL)	37.80%	35.84%	41.02%	38.30%	41.26%
Special Education	8.90%	7.79%	7.47%	8.95%	7.81%

<b>Historical Attendance Rate</b>	
18-19	93.25%
19-20	93.35%
20-21	93.54%
21-22	90.96%
22-23	90.40%

<b>Teachers by Ethnicity</b>						
	<b>2019-20</b>		<b>2020-21</b>		<b>2021-22</b>	
African American	8	22.1%	9	23.1%	11	30.6%
Hispanic	19	52.5%	20	51.3%	19	52.8%
White	8	22.7%	9	23%	5	13.9%
American Indian	0	0%	0	0%	0	0%
Asian	1	2.8%	1	2.6%	1	2.8%

<b>Teachers by Degree Held</b>						
	<b>2019-20</b>		<b>2020-21</b>		<b>2021-22</b>	
No Degree	0	0%	2	5.1%	0	0%
Bachelors	25	69%	20	51.3%	25	69.4%
Masters	11	31%	12	30.7	11	30.6%
Doctorate	0	0%	0	0%	0	0%

Teachers by Experience						
	2018-19		2019-20		2020-21	
Beginning Teacher	7	19.3%	7	18%	3	8.3%
1-5 Years	12	33.1%	16	41%	12	33.3%
6-10 Years	5	13.8%	4	10.3%	5	13.9%
11-20 Years	9	24.9%	7	18%	12	33.3%
More than 20 Years	3	8.9%	5	12.8%	4	11.1%

### Demographics Strengths

#### Demographics Strengths

- Our staff is diverse and closely resembles our student demographic breakdown.
- Almost all our staff is state certified (one non-certified teacher for 23-24).
- Our teacher retention was over 90% in 2022-23 and that helps with consistency and campus level implementation of programs and strategies.
- 58% of our staff have six or more years of experience.

### Problem Statements Identifying Demographics Needs

**Problem Statement 1 (Prioritized):** There is a need for more culturally diverse materials for the classrooms and library collections, especially in the classrooms, that reflect topics and characters from different cultural backgrounds.

**Root Cause:** Our Hispanic and African American populations have shown a steady increase, while our white population has decreased

# Student Achievement

## Student Achievement Summary

### Student Achievement

Sheldon ECA is striving to meet the goals set in literacy, especially in kindergarten reading levels. During the 2022-23 SY, we utilized our professional and paraprofessional interventionists to address academic needs and that support will continue in 2023-24. In PK we have paraprofessionals supporting classrooms to provide small group instruction for struggling students. Each PK classroom will be supported by an instructional aide.

MCLASS DIBELS	21-22				22-23			
	Well Above	On Track	Below	Well Below	Well Above	On Track	Below	Well Below
Composite Score	28%	31%	16%	25%	27%	30%	15%	28%
Letter Names (LNF)	*	65%	11%	24%	*	72%	12%	16%
Phonemic Awareness (PSF)	13%	13%	15%	59%	16%	16%	10%	58%
Letter Sounds (NWF-CLS)	25%	33%	16%	26%	20%	35%	16%	29%
Decoding (NWF-CLS)	30%	19%	10%	41%	31%	20%	6%	43%
Word Reading (WRF)	29%	28%	15%	28%	29%	30%	14%	27%

### MCLASS Lectura

21-22				22-23				
Skill	On Track	Developing	Below	Skill	Well Above	At Benchmark	Below	Well Below

21-22			22-23					
Instructional Recommendation	58%	21%	21%	Composite	54%	34%	8%	4%
Fluidez en Nombrar Letras	61%	25%	14%	Fluidez en Nombrar Letras	41%	44%	8%	7%
Fluidez en la Segmentación de Fonemas	30%	29%	41%	Fluidez en la segmentación de silabas	41%	52%	4%	3%
Fluidez en las Palabras Sin Sentido	68%	9%	23%	Fluidez en los sonidos de las letras	14%	55%	13%	18%
				Fluidez en los sonidos de silabas	28%	41%	10%	21%
				Fluidez en la lectura de palabras	22%	48%	6%	16%

TRC English	Blue - Above	Green Proficient	Yellow - Below	Red Well Below
22-23	15%	35%	15%	35%
21-22	20%	27%	15%	38%

TRC Spanish	Blue - Above	Green Proficient	Yellow - Below	Red Well Below
22-23	33%	20%	13%	34%
21-22	20%	33%	17%	30%

	EOY Kindergarten Math				
	Total Students	Date Taken	Overall		
			Met Standard	Approaching	Did Not Meet Standard
Sheldon ECA 2023	325	05/02/23	74.15%	15.69%	10.15%
Sheldon ECA 2022	324	04/25/22	75.93%	12.35%	11.73%

Pre-Kindergarten CLI Summary	On Track (21-22)	On Track (22-23)
Book and Print Knowledge	84%	85%
Phonological Awareness	88%	89%
Optional PA	89%	88%
Math	91%	95%
Optional Math	92%	100%
Social Emotional Behaviors	78%	92%
Pre-Kindergarten CLI Summary (Spanish)	On Track (21-22)	On Track (21-22)
Book and Print Knowledge	93%	95%
Phonological Awareness	96%	85%
Optional PA	97%	89%
Math	100%	98%
Optional Math	0%	0%
Social Emotional Behaviors	94%	100%

### Student Achievement Strengths

### **Student Achievement Strengths**

- There is only a small achievement gap between the various demographic groups, including our LEP population, which is above the campus average, in some cases significantly above.
- PK phonological awareness approached the campus goal of at least 90% when considering all students.
- Over 20% of our Kindergarten students exceeded the district benchmark for Reading.
- EOY TRC scores increase English compared to 2021-22 scores and stayed the same in Spanish when comparing those two administrations.

### **Student Academic Achievement Needs**

- mClass DIBELS need areas are phonemic awareness and decoding (KG) in English and fluency in segmenting sentences in Spanish.
- PK Phonological Awareness in English was slightly below of our goal of 90%, scoring 89%. Spanish was at 85%.

Student achievement, especially in literacy, continues to show areas of improvement. Our campus will address this need by providing quality, targeted professional development in literacy that will impact classroom strategies, data-driven instruction, and the implementation of best practices. We will also provide teachers with high-quality materials to overcome the lack of exposure students have at home.

### **Problem Statements Identifying Student Achievement Needs**

**Problem Statement 1 (Prioritized):** Professional Learning offerings are not always grade-level appropriate for our teachers

**Root Cause:** Professional Learning is usually geared towards elementary grades

**Problem Statement 2 (Prioritized):** Student achievement, especially in literacy, continues to show areas of improvement.

**Root Cause:** Students mostly lack enough exposure to literacy at home before starting school at SECA.

# School Culture and Climate

## School Culture and Climate Summary

### School Culture, and Climate

#### Parent Survey Results – April 2023

	Very satisfied	Satisfied	Neutral	Dissatisfied	Very Dissatisfied
The school gives instruction that meets the individual needs of my child.	51%	37%	6%	5%	0%
My child's school gives excellent academic counseling and/or career planning services.	49%	31%	17%	3%	0%
Overall, I am satisfied with the teachers and staff at this school.	58%	28%	12%	0%	1%
Campus administration does a good job operating my child's school.	53%	41%	4%	3%	0%
Teachers make learning interesting and relevant.	65%	26%	5%	4%	0%
The school is kept clean and in good condition.	62%	31%	6%	0%	0%
My child's school has explained the different tests used to determine student academic achievement to me.	41%	28%	22%	4%	0%
My child feels safe at school.	55%	37%	8%	0%	0%
My child feels safe on the bus.	41%	22%	15%	0%	0%
My child's school is proactive against bullying and responds appropriately to any incidences of bullying.	45%	35%	18%	1%	0%
The school maintains high academic standards and expectations for all students.	50%	38%	10%	1%	0%
School staff treats me with respect.	62%	31%	5%	1%	0%
My child's school communicates with me in a language that I can understand.	72%	28%	0%	0%	0%
Discipline rules are consistently and fairly enforced at my child's school.	53%	37%	10%	0%	0%

	Very satisfied	Satisfied	Neutral	Dissatisfied	Very Dissatisfied
My child's school gives opportunities for and encourages me to participate in parent/teacher conferences.	56%	33%	8%	1%	0%
The school and district value parent/community feedback.	50%	40%	8%	3%	0%
My child's school provides parents with the training and materials to help me support my child at home.	59%	29%	9%	3%	0%
The school and district have provided access to the parent engagement policies and the parent/school compact via district website or paper copy.	51%	38%	10%	0%	0%
I feel the school district adequately informs me about issues and major decisions regarding crisis situations, academic programs, student growth, school finance, school calendar, district policies, etc.	47%	37%	12%	3%	0%
	A	B	C	D	F
What overall grade would you give your child's school?	59%	32%	4%	0%	5%

### **Teacher Survey Results – December 2022**

- We received 47 responses this year, up from 39 responses last year.
- Strengths:
  1. I feel supported by my supervisor - from 66.7% in 2021 to 76.6% in 2022 (plus 10.6% somewhat agree)
  2. I feel appreciated for the work that I do - from 56.4% in 2021 to 63.8% in 2022 (plus 19.2% somewhat agree)
  3. Students are motivated in class - from 39% in 2021 to 76.6% in 2022 (plus 14.9% somewhat agree)
  4. I feel physically safe at work - from 74.4% in 2021 to 74.4% in 2022 (plus 6.4% somewhat agree)

\*\*\* Numbers include Strongly Agree and Agree responses

- Weaknesses:
  1. I have adequate time to successfully accomplish my job responsibilities - from 51.3% in 2021 to 36.2% in 2022 (plus 31.9% somewhat agree)

\*\*\* Numbers include Strongly Agree and Agree responses

Sheldon ECA is a professional learning community at its core and members of our community - students, teachers, staff, parents and community stakeholders - are striving to be life-long learners. Firmly believing that every child can learn if we provide a strong learning environment, we purposefully plan engaging instruction for our students using the latest

pedagogy and best teaching practices, our staff is highly trained and motivated to do what's best for our students on a daily basis. The sole purpose for our family engagement is to educate our parents on how to be the best partners in their child's education, including workshops and family learning nights that focus on how we teach students in the curriculum, what the reading data shows and how they can impact student achievement at home.

Student attendance is a constant concern at SECA because chronic student absences lead to gaps in student achievement. Unfortunately, for most of our students, when they miss the district bus in the morning, they do not attend school. Our ADA was just below 91% in 2022-23, despite it being a major focus for parent education and parent conferences.

Parent communication and support is strong, and we are always looking for ways to more effectively acclimate new parents to the district in Pre-K in order to create strong educational partnerships. Other notable strengths on our campus include high participation in our parent involvement events and positive scores in our parent survey.

Responding to needs addressed in our staff and parent surveys in recent years, we have successfully added ClassDojo to impact positive behavior incentives and parent communication to showcase our students and their achievements. Communication with our parents benefits from daily messages on ClassDojo, campus-wide announcements on ClassDojo and monthly newsletters that describe opportunities to attend school events. Our district parent survey showed that 86% of parents gave our school a grade of A or B.

Some students exhibit challenging behaviors in the classroom and common areas that affect student achievement. Targeted, intentional instruction in Social and Emotional strategies and skills as well as safe behaviors is needed. We will address this need by providing teachers with the tools to deliver this type of instruction and increase our students' skills in this area to improve behavior and maximize learning time in the classroom.

## **School Culture and Climate Strengths**

### **Strengths**

- According to the parent survey, 91% of parents are either very satisfied or satisfied with the way teachers make learning interesting and relevant. They are also very satisfied or satisfied with the teachers and staff at our school (86%) as well as with the school administration (94%)
- Several committees have worked together to plan and execute activities for students such as the Polar Express, Spring Fling, and bouncy houses in order to create a positive environment for students and community.
- Parent communication and support is strong through Class Dojo, School Messenger teacher daily communication folders and monthly newsletter.
- 90% of parents awarded the campus with a grade of A or B.

### **Needs**

Attendance did not make the goal, which was 95% and was 90.4%

# Staff Quality, Recruitment, and Retention

## Staff Quality, Recruitment, and Retention Summary

### Staff Quality, Recruitment, and Retention

Teachers by Ethnicity						
	2019-20		2020-21		2021-22	
African American	8	22.1%	9	23.1%	11	30.6%
Hispanic	19	52.5%	20	51.3%	19	52.8%
White	8	22.7%	9	23%	5	13.9%
American Indian	0	0%	0	0%	0	0%
Asian	1	2.8%	1	2.6%	1	2.8%

Teachers by Degree Held						
	2019-20		2020-21		2021-22	
No Degree	0	0%	2	5.1%	0	0%
Bachelors	25	69%	20	51.3%	25	69.4%
Masters	11	31%	12	30.7	11	30.6%
Doctorate	0	0%	0	0%	0	0%

Teachers by Experience						
	2019-20		2020-21		2021-22	
Beginning Teacher	7	19.3%	7	18%	3	8.3%
1-5 Years	12	33.1%	16	41%	12	33.3%
6-10 Years	5	13.8%	4	10.3%	5	13.9%
11-20 Years	9	24.9%	7	18%	12	33.3%
More than 20 Years	3	8.9%	5	12.8%	4	11.1%

### Staff Quality, Recruitment, and Retention Strengths

## Strengths

- Growth was observed in TRC and math.
- FSA scores increased throughout the year.
- We continue to utilize our interventionists to provide support to students that need help with academic skills (RtI Tier 2 and 3).
- PK EOY PA scores approached the goal of 90%
- We have a mentoring/buddy program that supports new teachers, both new to the profession and new to the district.
- We conducted several guided reading and math (Eureka) training sessions during Collaborative Learning Time.
- The teacher retention rate this year was 90% compared to 87% last year.

## Weaknesses

- Teacher absences and low substitute fill rate affect instruction in the classroom.
- TRC scores did not meet the goal of 76%

## Needs

- More training in Guided Reading based on TRC scores.
- More training is needed in Phonemic Awareness based on mClass data.

# Curriculum, Instruction, and Assessment

## Curriculum, Instruction, and Assessment Summary

### Curriculum, Instruction, and Assessment

Literacy acquisition is focused on phonics, sight words, and basic reading skills. This is emphasized in whole groups, literacy stations, and small group intervention settings.

Our full-day Pre-K and Kindergarten programs are open to all students in the district and are designed to create young students who are successful students in the academic and social-emotional arena, with a special focus on building strong readers before entering first grade.

This year, the Bilingual program began in Pre-K with a transitional program for EB students and continued in kindergarten to include 2-way classrooms that utilize a 50/50 model of linguistic instruction and transitional classrooms where they utilized an 80/20 model.

Our Response to Intervention team meets regularly to identify struggling students and the program is integrated with our interventions (mClass, Esperanza, CLI, Guided Reading, Guided Math) to meet the needs of the individual learner.

## Curriculum, Instruction, and Assessment Strengths

### Strengths

- Collaborative Learning Time will continue for next year at 75 minutes per week.

### Needs

- We need instructional materials to complement our curriculum, both in PK and KG, for quality implementation of the Fueling Brains program.

# Family and Community Engagement

## Family and Community Engagement Summary

### Parent and Community Involvement, Engagement

The sole purpose for our family and community engagement is to educate our parents and stakeholders on how to be the best partners in their child's education. This includes heavy engagement activities such as parent workshops and family learning nights that focus on how we teach students in the curriculum, what the reading data shows and giving them training/materials to impact student achievement at home. Parents and community members are able to learn about campus procedures and programs and provide feedback through our volunteer program, our Site-based Decision-making Committee, Parent Advisory Council, and Watch D.O.G.S program. There are also several events during the year that are opportunities for our professional learning community to come together and celebrate our students, such as our Thanksgiving Family luncheon, field day, musical programs, and art shows.

## Family and Community Engagement Strengths

### Strengths

- Parents receive communication in their preferred language based on 100% of parents being satisfied in this area.
- At least 5 Family Literacy nights were provided.
- Parent/Family communication is strong and utilizes different media, including ClassDojo, email, and newsletters.
- A parent survey was implemented to get parent/family feedback on our practices.

### Weaknesses

- Parents mostly get involved in activities that are not necessarily tied to academics.

### Needs

- Parents are involved in campus activities, but not necessarily engaged in student learning.
- Implement sharing of resources utilizing different media, such as instructional videos
- Implement more parent incentives to get involved in their child's education in the form of gift cards and other incentives.
- Better advertising for our Family nights, different instructional activities shared and considering providing food for parents/families.

## Problem Statements Identifying Family and Community Engagement Needs

**Problem Statement 1 (Prioritized):** Parents are involved in our campus but are not actively engaged in the academic growth of their child.

**Root Cause:** Parents don't perceive themselves as an active partner in their child's education.

# School Organization

## School Organization Summary

### School Context and Organization

Our leadership team (Principal, AP, Counselor, Instructional Coaches) meets weekly to discuss current trends and data in academics, discipline, and attendance. There are also lead teachers in each grade level team, activity team and special education.

The Site-based Decision-Making Committee has representation from all stake holder areas and assists with the implementation and evaluation of all operations and programs on the campus.

## School Organization Strengths

### Strengths

- State-mandated phonics instruction successful implementation with quality materials.
- Our master schedule provided opportunities for teachers to meet as a team once a week to plan and review coming curriculum.

# Technology

## Technology Summary

### Technology

Technology at the early childhood level is integrated in the classroom through touchscreen devices (iPads and interactive projectors and monitors) and in our S.T.E.A.M. lab and classroom integrations. Students are using technology for research, presentation, creation, and assessment. Our district continued working on the implementation of a 1-to-1 device model this year. The program needs to be improved and the district is working on providing new devices for our school that will get us a lot closer to this goal.

## Technology Strengths

### Strengths

- During the STEAM lab rotation, students are exposed to different uses of technology and its integration in the learning process, including coding and typing.

### Weaknesses

- A great number of iPads were missing chargers.

### Need

- Acquiring more iPad chargers to ensure we get closer to 1-to-1 implementation in all classrooms.
- Spanish technology apps/sites, especially for our Spanish Learners

# Priority Problem Statements

**Problem Statement 1:** There is a need for more culturally diverse materials for the classrooms and library collections, especially in the classrooms, that reflect topics and characters from different cultural backgrounds.

**Root Cause 1:** Our Hispanic and African American populations have shown a steady increase, while our white population has decreased

**Problem Statement 1 Areas:** Demographics

**Problem Statement 2:** Professional Learning offerings are not always grade-level appropriate for our teachers

**Root Cause 2:** Professional Learning is usually geared towards elementary grades

**Problem Statement 2 Areas:** Student Achievement

**Problem Statement 3:** Parents are involved in our campus but are not actively engaged in the academic growth of their child.

**Root Cause 3:** Parents don't perceive themselves as an active partner in their child's education.

**Problem Statement 3 Areas:** Family and Community Engagement

**Problem Statement 4:** Student achievement, especially in literacy, continues to show areas of improvement.

**Root Cause 4:** Students mostly lack enough exposure to literacy at home before starting school at SECA.

**Problem Statement 4 Areas:** Student Achievement

# Comprehensive Needs Assessment Data Documentation

The following data were used to verify the comprehensive needs assessment analysis:

## Improvement Planning Data

- District goals
- Campus goals
- HB3 Reading and math goals for PreK-3
- Performance Objectives with summative review (prior year)
- Campus/District improvement plans (current and prior years)
- Planning and decision making committee(s) meeting data

## Accountability Data

- Texas Academic Performance Report (TAPR) data
- Effective Schools Framework data
- Local Accountability Systems (LAS) data

## Student Data: Assessments

- State and federally required assessment information
- Texas English Language Proficiency Assessment System (TELPAS) and TELPAS Alternate results
- Texas Primary Reading Inventory (TPRI), Tejas LEE, or other alternate early reading assessment results
- Local diagnostic reading assessment data
- Local benchmark or common assessments data
- Running Records results
- Texas approved PreK - 2nd grade assessment data

## Student Data: Student Groups

- Race and ethnicity data, including number of students, academic achievement, discipline, attendance, and rates of progress between groups
- Special programs data, including number of students, academic achievement, discipline, attendance, and rates of progress for each student group
- Economically disadvantaged / Non-economically disadvantaged performance and participation data
- Male / Female performance, progress, and participation data
- Section 504 data
- Response to Intervention (RtI) student achievement data

## Student Data: Behavior and Other Indicators

- Attendance data

## Employee Data

- Professional learning communities (PLC) data
- Staff surveys and/or other feedback
- State certified and high quality staff data
- Campus leadership data

**Parent/Community Data**

- Parent surveys and/or other feedback

**Support Systems and Other Data**

- Organizational structure data
- Processes and procedures for teaching and learning, including program implementation

# Goals

Revised/Approved: May 29, 2025

**Goal 1:** Sheldon Early Childhood Academy will maximize learning for ALL.

**Performance Objective 1:** By June 2026, the percent of students in Pre-Kindergarten who successfully meet the standard on the district benchmark in Phonemic Awareness based on CLI CIRCLE assessments in their first language will be at least 90%.





By June 2026, the percent of students in Pre-Kindergarten who successfully meet the standard on the district benchmark in Book and Print Awareness based on CLI CIRCLE assessments in their first language will be at least 90%.

By June 2026, the percent of students in Kindergarten who successfully meet the standard on the district reading level benchmark in their first language based on iReady levels will increase from 73% to 82%.

**High Priority**

**Evaluation Data Sources:** CLI CIRCLE Assessment  
iReady benchmark assessments

Strategy 1 Details	Reviews			
<p><b>Strategy 1:</b> To address the needs of all students in the school, but particularly the needs of those at-risk of not meeting the challenging State academic standards, Sheldon ECA will increase the amount of materials and supplies in both English and Spanish for Guided Reading, phonics, decodable books, and intervention materials, including electronics, and online platforms. August 2025, September 2025, October 2025, December 2025, January 2026, February 2026, March 2026, April 2026, May 2026</p> <p><b>Strategy's Expected Result/Impact:</b> By equipping our classrooms with instructional materials that directly address gaps in students' learning, such as decoding and letter naming, our students are provided better opportunities to work on essential skills both during whole group and small group instruction, including station work.</p> <p><b>Staff Responsible for Monitoring:</b> Administrators, Campus Instructional Specialists, Team Leads</p> <p><b>TEA Priorities:</b> Build a foundation of reading and math - <b>Additional Targeted Support Strategy</b></p> <p><b>Problem Statements:</b> Student Achievement 2</p> <p><b>Funding Sources:</b> Instructional materials and supplies - 211-Title I - \$5,000</p>	Formative			Summative
	Nov	Jan	Mar	June

Strategy 2 Details	Reviews			
<p><b>Strategy 2:</b> Increase the number of culturally diverse materials in our main library and especially in our classroom libraries in order to provide opportunities for all students, including economically disadvantaged students, students from major racial and ethnic groups, children with disabilities, and English learners, to meet the challenging State academic standards. This includes offering a well-rounded curriculum.</p> <p>October 2025</p> <p><b>Strategy's Expected Result/Impact:</b> A balanced number of culturally diverse titles in both the main library and in classroom libraries will help our staff be able to create opportunities for our students to experience culturally diverse instructional activities.</p> <p><b>Staff Responsible for Monitoring:</b> Administration, Campus Instructional Specialists</p> <p><b>TEA Priorities:</b> Build a foundation of reading and math</p> <p><b>Problem Statements:</b> Demographics 1</p> <p><b>Funding Sources:</b> Culturally diverse books for the main library and classroom libraries - 211-Title I - \$1,000</p>	Formative			Summative
	Nov	Jan	Mar	June
Strategy 3 Details	Reviews			
<p><b>Strategy 3:</b> To address the needs of students at-risk of not meeting the challenging State academic standards, Sheldon ECA will provide students with opportunities to receive tutoring sessions that address literacy or math skills they need to succeed in reaching benchmark goals.</p> <p>November 2025, December 2025, January 2026, February 2026, March 2026, April 2026</p> <p><b>Strategy's Expected Result/Impact:</b> By equipping our classrooms with instructional materials that directly address gaps in students' learning, such as decoding and letter naming, our students are provided better opportunities to work on essential skills both during whole group and small group instruction, including station work.</p> <p><b>Staff Responsible for Monitoring:</b> Administrators, Campus Instructional Specialists, Team Leads</p> <p><b>TEA Priorities:</b> Build a foundation of reading and math - <b>Additional Targeted Support Strategy</b></p> <p><b>Funding Sources:</b> Tutoring Services - Outside contracts - 199-State Comp. Ed. - \$6,000</p>	Formative			Summative
	Nov	Jan	Mar	June
<p style="text-align: center;">  No Progress       Accomplished       Continue/Modify       Discontinue </p>				

**Performance Objective 1 Problem Statements:**

Demographics
<p><b>Problem Statement 1:</b> There is a need for more culturally diverse materials for the classrooms and library collections, especially in the classrooms, that reflect topics and characters from different cultural backgrounds. <b>Root Cause:</b> Our Hispanic and African American populations have shown a steady increase, while our white population has decreased</p>

## Student Achievement

**Problem Statement 2:** Student achievement, especially in literacy, continues to show areas of improvement. **Root Cause:** Students mostly lack enough exposure to literacy at home before starting school at SECA.

**Goal 1:** Sheldon Early Childhood Academy will maximize learning for ALL.

**Performance Objective 2:** By June 2026, the percent of students in Pre-Kindergarten who successfully meet the standard on the district benchmark in math based on CLI CIRCLE assessments will increase from 96% to 98%.


By June 2026, the percent of students in Kindergarten who successfully meet the standard based on math iReady assessment scores will be at least 61%


**High Priority**

**Evaluation Data Sources:** CLI CIRCLE Assessment  
Math District Assessments  
Eureka Math  
iReady

Strategy 1 Details	Reviews			
<p><b>Strategy 1:</b> To address the needs of all students in the school, but particularly the needs of those at-risk of not meeting the challenging State academic standards, Sheldon ECA will increase the amount of materials and supplies in both English and Spanish for math instruction, including manipulatives, electronics, and online platforms. September 2025, October 2025, December 2025</p> <p><b>Strategy's Expected Result/Impact:</b> By equipping our classrooms with math instructional materials that directly address gaps in students' learning, such as number sense and problem solving, our students are provided better opportunities to work on essential skills both during whole group and small group instruction, including station work.</p> <p><b>Staff Responsible for Monitoring:</b> Administrators, Campus Instructional Specialists, Team Leads</p> <p><b>TEA Priorities:</b> Build a foundation of reading and math</p> <p><b>Funding Sources:</b> Instructional Materials and Supplies - 211-Title I - \$12,000</p>	Formative			Summative
	Nov	Jan	Mar	June
Strategy 2 Details	Reviews			
<p><b>Strategy 2:</b> To provide opportunities for all students to meet the challenging State academic standards, Sheldon ECA will provide STEAM kits, materials and supplies for the integration of STEAM in every classroom, including the STEAM lab. August 2025, September 2025, November 2025, January 2026</p> <p><b>Strategy's Expected Result/Impact:</b> Providing students with opportunities to experience STEAM activities in the lab and in the classrooms improves their math and science skills, which ultimately helps with problem solving abilities.</p> <p><b>Staff Responsible for Monitoring:</b> Administrators, Campus Instructional Specialists</p> <p><b>TEA Priorities:</b> Build a foundation of reading and math</p> <p><b>Funding Sources:</b> STEAM materials and supplies - 211-Title I - \$5,000</p>	Formative			Summative
	Nov	Jan	Mar	June

 No Progress

 Accomplished

 Continue/Modify





 Discontinue

**Goal 1:** Sheldon Early Childhood Academy will maximize learning for ALL.

**Performance Objective 3:** By June 2026, the percentage of students in Special Education who are meeting expectations on their IEP goals will increase from 85% to 90%.

**Evaluation Data Sources:** Individual Student IEP Data  
eSPED Data





Strategy 1 Details	Reviews			
<p><b>Strategy 1:</b> To support the needs of all students to meet the challenging State academic standards, including our students with disabilities, Sheldon ECA will provide materials and supplies in both English and Spanish to meet the needs of our Early Childhood Special Education students, including those that receive instruction in our ECSE classrooms and in mainstream classrooms. September 2025, October 2025, November 2025, January 2026, February 2026, March 2026, April 2026, May 2026</p> <p><b>Strategy's Expected Result/Impact:</b> By equipping our classrooms with instructional materials that directly address gaps in special education students' learning, our students are provided better opportunities to work on essential skills both during whole group and small group instruction, including station work.</p> <p><b>Staff Responsible for Monitoring:</b> Administrators, Campus Instructional Specialists, Special Education Teachers</p> <p><b>TEA Priorities:</b> Build a foundation of reading and math - <b>Additional Targeted Support Strategy</b></p> <p><b>Funding Sources:</b> Academic supplies and materials - 211-Title I - \$2,000</p>	Formative			Summative
	Nov	Jan	Mar	June
	Review cells are empty			

 No Progress
 Accomplished
 Continue/Modify
 Discontinue

**Goal 1:** Sheldon Early Childhood Academy will maximize learning for ALL.

**Performance Objective 4:** By June 2026, our Average Daily Attendance average will increase from 91% to 93%, based on our final ADA report.





**Evaluation Data Sources:** ADA reports  
School-wide and classroom incentive programs

Strategy 1 Details	Reviews			
<p><b>Strategy 1:</b> Provide student and family attendance incentives such as incentive wheel and preferred parking spots, and increase parent communication about absences and the importance of coming to school. November 2025, December 2025, January 2026, February 2026, March 2026, April 2026, May 2026</p> <p><b>Strategy's Expected Result/Impact:</b> Daily attendance rate for students increases and the number of chronic absences decreases.</p> <p><b>Staff Responsible for Monitoring:</b> Campus Administrators, Counselor</p> <p><b>Additional Targeted Support Strategy</b></p> <p><b>Funding Sources:</b> Various attendance incentive materials - 211-Title I - \$2,000</p>	Formative			Summative
	Nov	Jan	Mar	June
<p style="text-align: center;">  No Progress                 Accomplished                 Continue/Modify                 Discontinue         </p>				

**Goal 1:** Sheldon Early Childhood Academy will maximize learning for ALL.

**Performance Objective 5:** By June 2026, we will provide campus visits to help Kindergarten students transition to their elementary campuses for next year, as evidenced by student participation in transition visits.

**Evaluation Data Sources:** Transition visit schedule  
Student Attendance

Strategy 1 Details	Reviews			
<p><b>Strategy 1:</b> Sheldon ECA will provide a transition visit for each Kindergarten student to visit their elementary campus for next year in May 2026.</p> <p><b>Strategy's Expected Result/Impact:</b> Student transition visits to the elementary campuses in May 2026 will help students have a better transition between our early childhood campus and elementary.</p> <p><b>Staff Responsible for Monitoring:</b> Counselor, Administrators</p>	Formative			Summative
	Nov	Jan	Mar	June
<p style="text-align: center;">  No Progress                 Accomplished                 Continue/Modify                 Discontinue         </p>				

**Goal 2:** Sheldon Early Childhood Academy will attract, develop and retain highly-effective staff.

**Performance Objective 1:** By June 2026, 100% of our Pre-K and Kindergarten teachers will demonstrate knowledge in the delivery of Guided Reading, Guided Math, and small group instruction best practices.


By June 2026, 100% of our classroom teachers and instructional paraprofessionals will receive training in Behavior Management.


**High Priority**

**Evaluation Data Sources:** Teacher professional development sign in sheets  
Observation checklist

Strategy 1 Details	Reviews			
<p><b>Strategy 1:</b> Sheldon ECA will provide continued professional development in Guided Reading, Guided Math, small group instruction, and writing for classroom teachers to support purposeful literacy and math centers as well as intervention groups in order to be able to use methods and instructional strategies that strengthen the academic program in the school, increase the quantity and quality of learning time, and help provide an enriched and accelerated curriculum, which may include programs, activities, and courses necessary to provide a well-rounded education to all students to meet the challenging State academic standards. September 2025, November 2025, February 2026, March 2026, April 2026</p> <p><b>Strategy's Expected Result/Impact:</b> By providing our teachers with professional learning opportunities we equip them with the needed tools to manage challenging behaviors so they can maximize learning time in the classroom.</p> <p><b>Staff Responsible for Monitoring:</b> Administrators, Campus Instructional Specialists</p> <p><b>TEA Priorities:</b> Recruit, support, retain teachers and principals, Build a foundation of reading and math</p> <p><b>Funding Sources:</b> Finding available professional learning opportunities for staff to attend - 211-Title I - \$5,000</p>	Formative			Summative
	Nov	Jan	Mar	June
Strategy 2 Details	Reviews			
<p><b>Strategy 2:</b> Sheldon ECA will provide training and in-class support for teachers in Behavior Management, including common areas such as the playground. August 2025</p> <p><b>Strategy's Expected Result/Impact:</b> By addressing behavior management, our staff will be able to maximize learning time.</p> <p><b>Staff Responsible for Monitoring:</b> Administrators</p> <p><b>TEA Priorities:</b> Recruit, support, retain teachers and principals</p> <p><b>Funding Sources:</b> - 199-General funds - \$0</p>	Formative			Summative
	Nov	Jan	Mar	June

 No Progress

 Accomplished

 Continue/Modify


 Discontinue

**Goal 2:** Sheldon Early Childhood Academy will attract, develop and retain highly-effective staff.

**Performance Objective 2:** During the 2025-2026 school year, we will build capacity in our teacher leaders and school leadership team by ensuring that 100% of them participate in learning opportunities at the campus, district and local levels.

**Evaluation Data Sources:** Sign-in sheets  
Implementation of strategies

Strategy 1 Details	Reviews			
<p><b>Strategy 1:</b> During the 2025-2026 school year, we will build capacity in our teacher leaders and school wide systems through executive leadership coaching and professional learning for our leadership team. September 2025, October 2025, November 2025, January 2026, February 2026, March 2026, April 2026, May 2026, June 2026</p> <p><b>Strategy's Expected Result/Impact:</b> Developing our school instructional leaders is a key step to affect change throughout the campus by providing leaders with the necessary tools to support teachers and students and move to our academic goals. Attending professional learning opportunities gives our campus leaders access to these tools.</p> <p><b>Staff Responsible for Monitoring:</b> Administrators</p> <p><b>TEA Priorities:</b> Recruit, support, retain teachers and principals</p> <p><b>Funding Sources:</b> Registration fees, books, learning materials - 211-Title I - \$5,000</p>	Formative			Summative
	Nov	Jan	Mar	June







**Goal 3:** Sheldon Early Childhood Academy will continue to build positive, productive relationships with parents, families, and community members.

**Performance Objective 1:** By June 2026, we will continue to have at least 5 parent and family events, including workshops, academic nights, informational sessions, that engage them in current strategies to support academic achievement at home.

**High Priority**

- Evaluation Data Sources:** School even sign-in sheets  
 Distributed materials  
 School newsletters  
 Parent feedback sheet  
 Surveys

Strategy 1 Details	Reviews			
<p><b>Strategy 1:</b> Provide parents and families with workshops and events designed to engage and educate them in current strategies to support learning at home, while promoting parent and family participation in such workshops and events by offering at least two events on flexible dates and times.                      September 2025, October 2025, December 2025, January 2026, February 2026, March 2026, April 2026, May 2026</p> <p><b>Strategy's Expected Result/Impact:</b> Parents and families will receive guidance and resources to be better prepared to help their children continue learning at home and be more successful at school.</p> <p><b>Staff Responsible for Monitoring:</b> Administrators, staff</p> <p><b>TEA Priorities:</b>                      Build a foundation of reading and math</p> <p><b>Funding Sources:</b> Supplies and materials - 211-Title I - Parent Engagement - \$500</p>	Formative			Summative
	Nov	Jan	Mar	June





 No Progress
 Accomplished
 Continue/Modify
 Discontinue

**Goal 3:** Sheldon Early Childhood Academy will continue to build positive, productive relationships with parents, families, and community members.

**Performance Objective 2:** By June 2026, we will increase parent engagement in campus activities from an average of 25 attendees to an average of 50 attendees as evidenced by sign-in sheets.

**Evaluation Data Sources:** Parent and Family event sign-in sheets

Strategy 1 Details	Reviews			
<p><b>Strategy 1:</b> Provide opportunities for parent engagement, such as Family Literacy Series, Breakfast with Buddies, Parent Cafe lunch area, Parent Advisory Council, Site-Based Decision Making Council and parent workshops, including hospitality items for events. (Parent Group will revise the parent engagement policy.) September 2025, October 2025, November 2025, December 2025, January 2026, February 2026, March 2026, April 2026, May 2026</p> <p><b>Strategy's Expected Result/Impact:</b> Parent involvement on committees, parent surveys, family involvement in reading activities, community attendance at campus events.</p> <p><b>Staff Responsible for Monitoring:</b> Administrators</p> <p><b>Funding Sources:</b> Supplies, materials and hospitality - 211-Title I - Parent Engagement - \$1,500</p>	Formative			Summative
	Nov	Jan	Mar	June





 No Progress
 Accomplished
 Continue/Modify
 Discontinue

**Goal 3:** Sheldon Early Childhood Academy will continue to build positive, productive relationships with parents, families, and community members.

**Performance Objective 3:** By June 2026, we will enhance our parent volunteer program by increasing the number of parent volunteer hours from 2540 to 3000 and reaching at least 80% of the volunteers participating in activities on campus.

- Evaluation Data Sources:** Volunteer sign-in sheets  
 Raptor volunteer program reports  
 School newsletters  
 Parent feedback sheet  
 Surveys

Strategy 1 Details	Reviews			
<p><b>Strategy 1:</b> Provide parents with opportunities to volunteer at SECA, especially in the classrooms, promoting parent participation in classroom activities.            September 2025, October 2025, November 2025, December 2025, January 2026, February 2026, March 2026, April 2026, May 2026</p> <p><b>Strategy's Expected Result/Impact:</b> Increasing parent and family engagement in school activities will promote a culture of high academic expectations among our students and families.</p> <p><b>Staff Responsible for Monitoring:</b> Administrators</p> <p><b>Funding Sources:</b> Supplies and materials - 211-Title I - Parent Engagement - \$500</p>	Formative			Summative
	Nov	Jan	Mar	June

 No Progress     
  Accomplished     
  Continue/Modify     
  Discontinue


**Goal 4:** Sheldon Early Childhood Academy will ensure a safe and positive environment.


**Performance Objective 1:** During the 2025-2026 school year, we will keep the number of office referrals under 5 based on our end of year discipline reports.

**Evaluation Data Sources:** PEIMS Discipline Reports  
 Front Office referrals  
 Classroom referrals

Strategy 1 Details	Reviews			
<p><b>Strategy 1:</b> Provide the support and training for classroom teachers for the implementation of our campus-wide PBIS system, including strategies to address Social, Emotional Learning in the classroom as well as our discipline management system.            September 2025, October 2025</p> <p><b>Strategy's Expected Result/Impact:</b> Observation of student success in meeting campus expectations, CHAMPs implementation and teachers utilizing strategies throughout the campus by June 2026.</p> <p><b>Staff Responsible for Monitoring:</b> Administrators Counselor, Behavior Interventionist</p> <p><b>Funding Sources:</b> PBIS training, supplies and materials - 211-Title I - \$1,000</p>	Formative			Summative
	Nov	Jan	Mar	June
Strategy 2 Details	Reviews			
<p><b>Strategy 2:</b> Purchase Spirit Sticks from Spirit Monkey for school-wide student incentives for a variety of events and achievements.            September 2025</p> <p><b>Strategy's Expected Result/Impact:</b> Students earning incentives and wearing spirit sticks on backpacks to increase desired behaviors</p> <p><b>Staff Responsible for Monitoring:</b> Administrators, Counselor</p> <p><b>Funding Sources:</b> Spirit Sticks supplies - 211-Title I - \$1,000</p>	Formative			Summative
	Nov	Jan	Mar	June
Strategy 3 Details	Reviews			
<p><b>Strategy 3:</b> To promote a well-rounded education for our students, teachers will receive training in best practices in common areas, including the playground, that will stress the importance of positive and safe behaviors. August 2025, September 2025</p> <p><b>Strategy's Expected Result/Impact:</b> Increased student safety through the implementation of strategies and expectations that help promote positive, safe student behavior.</p> <p><b>Staff Responsible for Monitoring:</b> Administrators, PE Coach</p> <p><b>Funding Sources:</b> - 211-Title I - \$180</p>	Formative			Summative
	Nov	Jan	Mar	June

 No Progress

 Accomplished





 Continue/Modify

 Discontinue

**Goal 5:** Sheldon Early Childhood Academy will maintain and monitor systems to ensure financial accountability and responsibility.

**Performance Objective 1:** Monitor the spending of our budget so that at least 80% of the overall budget is spent by the end of December 2025.

**Evaluation Data Sources:** Expenditure logs

Strategy 1 Details	Reviews			
<p><b>Strategy 1:</b> Monitor the spending of our budget so that 80% of the overall budget is spent by the end of December 2025. August 2025, September 2025, October 2025, November 2025, December 2025</p> <p><b>Strategy's Expected Result/Impact:</b> Budget spending is impacting instruction earlier in the school year.</p> <p><b>Staff Responsible for Monitoring:</b> Campus administrators</p>	Formative			Summative
	Nov	Jan	Mar	June
<p style="text-align: center;">  No Progress                 Accomplished                 Continue/Modify                 Discontinue         </p>				

# Title I Personnel

<u>Name</u>	<u>Position</u>	<u>Program</u>	<u>FTE</u>
Melanie Holmes	Interventionist/Coach	Title I	1.0

# Campus Funding Summary

199-General funds					
Goal	Objective	Strategy	Resources Needed	Account Code	Amount
2	1	2			\$0.00
<b>Sub-Total</b>					<b>\$0.00</b>
199-State Comp. Ed.					
Goal	Objective	Strategy	Resources Needed	Account Code	Amount
1	1	3	Tutoring Services - Outside contracts		\$6,000.00
<b>Sub-Total</b>					<b>\$6,000.00</b>
211-Title I					
Goal	Objective	Strategy	Resources Needed	Account Code	Amount
1	1	1	Instructional materials and supplies		\$5,000.00
1	1	2	Culturally diverse books for the main library and classroom libraries		\$1,000.00
1	2	1	Instructional Materials and Supplies		\$12,000.00
1	2	2	STEAM materials and supplies		\$5,000.00
1	3	1	Academic supplies and materials		\$2,000.00
1	4	1	Various attendance incentive materials		\$2,000.00
2	1	1	Finding available professional learning opportunities for staff to attend		\$5,000.00
2	2	1	Registration fees, books, learning materials		\$5,000.00
3	1	1	Supplies and materials	Parent Engagement	\$500.00
3	2	1	Supplies, materials and hospitality	Parent Engagement	\$1,500.00
3	3	1	Supplies and materials	Parent Engagement	\$500.00
4	1	1	PBIS training, supplies and materials		\$1,000.00
4	1	2	Spirit Sticks supplies		\$1,000.00
4	1	3			\$180.00
<b>Sub-Total</b>					<b>\$41,680.00</b>