

Sheldon Independent School District
Monahan Elementary
2025-2026 Campus Improvement Plan



Mission Statement

Monahan Elementary Mission

Monahan Elementary is committed to preparing students to excel academically, emotionally, and socially to become lifelong learners and contributing members of the community.

Vision

Monahan Elementary Vision

We inspire teamwork and collaboration to create an inclusive school culture where all students can feel safe to learn at high levels.

Value Statement

At Monahan Elementary, we believe:

1. All students can be successful, global learners.
2. Implement technology to enhance the learning environment to advance students' educational experience and become marketable in a global community.
3. Students, staff, and community are valued.
4. Positive relationships are key to building strong student character.
5. Teamwork and Collaboration are essential to our success.
6. Producing high-quality teachers through staff development is imperative to meeting the needs of our diverse population.

Table of Contents

Comprehensive Needs Assessment	4
Needs Assessment Overview	4
Demographics	7
Priority Problem Statements	9
Goals	10
Goal 1: Monahan Elementary will maximize student learning for all. Improve Tier 1 instruction so that 80% or more of students show academic growth from the previous school year as evidenced by campus, district and state assessments and diagnostics.	10
Goal 2: Monahan Elementary will attract, develop and retain highly effective staff.	21
Goal 3: Monahan Elementary will continue to build positive relationships with parents, families, and community members.	26
Goal 4: Monahan Elementary will ensure a safe and positive learning environment.	29
Goal 5: Monahan Elementary will maintain and monitor systems to ensure financial accountability across the district.	37
Campus Funding Summary	39

Comprehensive Needs Assessment

Needs Assessment Overview

Needs Assessment Overview Summary

L.E. Monahan Elementary is part of the Sheldon Independent School District, which has served the community since 1983. The school provides a structured and supportive environment designed to help students grow both academically and socially. For the 2025–2026 school year, enrollment is projected to range between 650 and 700 students in grades 1 through 5. This anticipated growth aligns with the continued development of the surrounding community. The campus is actively preparing to meet this demand by ensuring that staffing, programs, and facilities are aligned to support student learning.

Comprehensive Needs Assessment Process

Monahan’s needs assessment process is described below. The campus leadership team evaluated the 2024-25 data. We reviewed the following data:

STAAR

Attendance

Discipline

Failure Reports

Staffing Trends

Special Student Populations - 504, Special Education, Emergent Bilingual

Parent Surveys

Teacher & Staff Surveys

Staff Development Needs

iReady Math Data

iReady Reading Data

Documentation of the CNA development process includes sign-in sheets, meeting agendas, and detailed minutes. The Campus Site-Based Decision Making (SBDM) Team held two planning meetings to develop the 2025–2026 Comprehensive Needs Assessment. The first meeting occurred on May 6, 2025, at 3:45 p.m., followed by a second session on May 14, 2025, at 3:45 p.m. Both meetings were conducted in the campus library. To support ongoing review and adjustments, additional meetings are scheduled for September 29, 2025; October 27, 2025; November 17, 2025; December 15, 2025; January 26, 2026; February 23, 2026; March 30, 2026; and May 27, 2026.

During the May 6 meeting, Principal Jenita Boleware welcomed the team and facilitated introductions before transitioning leadership to Mrs. Denissia James, the newly designated Title I Liaison. The meeting began with shared campus celebrations, followed by an overview of the meeting's objectives and the role of the CNA in campus planning. Team members received handouts that guided a collaborative review of several data points and program components, including reading performance, the current instructional framework, the impact of tutorials, end-of-year diagnostics, student grouping strategies, expectations for student work during stations, reading and math instructional programs, and paraprofessional development. Mrs. James led the group discussion as members began identifying priority data to explore further.

The follow-up meeting on May 14, 2025, focused on data-driven planning and decision-making. The team was divided into three working groups to analyze the Campus Improvement Plan (CIP) using insights from academic data, survey results, and prior discussions. While the team recognized strengths from the 2024–2025 school year, most of the session focused on identifying and addressing areas that needed improvement. Under Mrs. James's facilitation, the team prioritized solutions and reached agreement on three major problem statements. These statements represent the most critical focus areas for the 2025–2026 school year and will drive campus planning efforts moving forward.

A Root Cause Analysis was completed to identify the three target areas for the year: These target areas are to:

1. Improve instructional practices to enhance Tier 1 instruction, which will positively impact Student Achievement.
2. Incorporate effective PLC practices focusing on implementing Curriculum, Instruction, and Assessment.
3. Implement restorative circles and practices campus-wide to reduce student disciplinary incidents, increase instructional engagement time, and strengthen staff-student relationships. This approach will also support improved staff collaboration, communication, and overall campus culture by fostering empathy, trust, and shared accountability.

Demographics	Strength: African-American students are making achievement gains.
	Weakness: A number of students were truant. EB student academic progress.
Student Achievement	Strength: Student growth in Math in comparison to the previous school year.
	Weakness: RTI Process, AVID, STAAR Results
School Culture & Climate	Strength: Unified staff alignment, improved timing of parent communication, and strong participation in after-school activities.
	Weakness: Inconsistent communication practices, occasional lack of follow-through on commitments, and classroom management.
Staff Quality, Recruitment, and Retention	Strength: Launched Monahan YOUiversity, strengthened mentorship, expanded PLC-based professional development, and supported non-certified staff in earning certifications.
	Weakness: Limited classroom management PD, frequent staff transitions in fifth grade, and inconsistent staff recognition throughout the year.
Curriculum, Instruction, and Assessment	Strength: Maximized instructional time and PLCs.
	Weakness: Professional development was not effectively implemented in classrooms.
Parent & Community Engagement	Strength: Relaunched Parent Teacher Organization and increased family and community engagement through school-wide events.
	Weakness: Limited academic communication with parents and a lack of access to ParentSquare for some families.

Demographics	Strength: African-American students are making achievement gains.
	Weakness: A number of students were truant. EB student academic progress.
School Context & Organization	Strength: No ARDs scheduled during parent conferences, maximized PLC time, and ample planning periods for teachers.
	Weakness: Overcrowded lunch shifts, inefficient dismissal procedures, and inconsistent accountability systems.
Technology	Strength: One-to-one student devices and new interactive boards installed in each classroom.
	Weakness: Effective use of classroom technology to enhance instruction.

Upon approval by the Sheldon ISD Board of Trustees, the final CIP will be translated into Spanish to meet the needs of our student population and community. CIPs are provided in English and Spanish to support the needs of the student population and the community. The document is located in the campus front foyer, District Office lobby, and North Channel Library.

Demographics

Demographics Summary

Gender:		
Female	293	46.14%
Male	342	53.86%
Ethnicity		
Hispanic-Latino	370	58.27%
Race:		
American Indian-Alaskan Native	6	0.94%
Asian	2	0.32%
Black-African American	235	37.01%
White	14	2.20%
Two-or-More	8	1.26%

Demographics Strengths

Culturally Rich and Diverse Student Body

With 58.27% of students identifying as Hispanic/Latino and 37.01% identifying as Black/African American, the campus reflects a vibrant, multicultural community. This diversity creates rich opportunities for cultural learning, inclusion, and equity-focused instruction.

Balanced Gender Representation

The campus has a relatively balanced gender distribution, with 46.14% female and 53.86% male students. This balance allows for equitable programming and engagement across genders in academics, extracurriculars, and leadership initiatives.

Representation of Multiple Racial Backgrounds

Though the largest groups are Hispanic/Latino and Black/African American, the presence of students from other racial backgrounds—including White, Asian, and Two-or-More races—supports the need for inclusive practices and allows for early exposure to diverse perspectives, which enhances social-emotional learning.

Problem Statements Identifying Demographics Needs

Problem Statement 1: A significant majority (87.72%) of students at Monahan Elementary are identified as economically disadvantaged based on lunch application data, which may impact their access to academic resources, enrichment opportunities, and consistent school readiness.

Root Cause: Many families face financial hardship, limited access to early childhood education, and a lack of transportation or community resources, which contribute to academic and social gaps upon entering school.

Problem Statement 2: Despite a culturally diverse student body, instructional practices and materials do not always reflect or affirm the cultural backgrounds and lived experiences

of the majority populations served.

Root Cause: Curriculum resources and professional development have not been fully aligned with culturally responsive teaching practices that support student identity, engagement, and achievement.

Problem Statement 3: There is limited family engagement and school involvement among certain student populations, particularly within households where English is not the primary language.

Root Cause: Language barriers have made it challenging for some parents to fully engage in school events, academic support opportunities, and decision-making processes.

Priority Problem Statements

Goals

Goal 1: Monahan Elementary will maximize student learning for all.

Improve Tier 1 instruction so that 80% or more of students show academic growth from the previous school year as evidenced by campus, district and state assessments and diagnostics.

Performance Objective 1: By the end of the school year, 80% of students in grades 1-5 at Monahan Elementary will demonstrate growth in reading and literacy skills as measured by district benchmarks, iReady diagnostics, and state assessments. This will be achieved through targeted interventions, differentiated instruction, and data-driven instructional practices to close existing achievement gaps and improve overall reading proficiency.

High Priority

HB3 Goal


Evaluation Data Sources: District Assessments


- Mock Assessments
- Interim Assessments
- MClass/TRC
- STAAR Scores
- iReady
- CFAs

Strategy 1 Details	Reviews			
<p>Strategy 1: Increase STAAR reading performance from 60% approaches, 32% meets, and 14% masters to 70% approaches, 32% meets, and 15% masters by providing additional instructional resources to support Tier 3 instruction. September 2025, October</p> <p>Strategy's Expected Result/Impact: Increased STAAR scores at the approaches, meets and masters levels.</p> <p>Staff Responsible for Monitoring: Campus Instructional Specialists Campus Administrators Teachers</p> <p>TEA Priorities: Build a foundation of reading and math, Improve low-performing schools</p> <p>- ESF Levers: Lever 4: High-Quality Instructional Materials and Assessments, Lever 5: Effective Instruction</p> <p>- Targeted Support Strategy</p> <p>Funding Sources: - 199-General funds - \$0</p>	Formative			Summative
	Nov	Jan	Mar	June
	Empty review cells			

Strategy 2 Details	Reviews			
<p>Strategy 2: Provide targeted intervention to students at risk of not meeting academic standards in need of reading support during after-school and Saturday tutorials. This strategy will provide opportunities for all children, including each of the subgroups of students (economically disadvantaged students, students from major racial and ethnic groups, and English learners), to meet the challenging State academic standards. September 2025, October 2025, November 2025, December 2025, January 2026, February 2026, March 2026, April 2026</p> <p>Strategy's Expected Result/Impact: Ensure students needing interventions are accurately identified and receive appropriate support within two weeks of assessment. Regularly analyze progress monitoring data to adjust interventions, ensuring interventions are meeting the needs of students.</p> <p>Staff Responsible for Monitoring: Campus Instructional Specialists Campus Administrators Teachers</p> <p>TEA Priorities: Build a foundation of reading and math, Improve low-performing schools - ESF Levers: Lever 4: High-Quality Instructional Materials and Assessments, Lever 5: Effective Instruction - Targeted Support Strategy</p> <p>Funding Sources: - 199-State Comp. Ed. - \$12,500</p>	Formative			Summative
	Nov	Jan	Mar	June
Strategy 3 Details	Reviews			
<p>Strategy 3: Reading A-Z will be implemented as a targeted instructional tool to improve literacy outcomes for students across all grade levels. This platform provides leveled, research-based resources that support differentiated instruction, small-group learning, and individualized interventions. Teachers will utilize Reading A-Z to deliver high-interest texts aligned with students' reading levels, ensuring consistent engagement and growth in fluency, comprehension, and vocabulary. November 2025, December 2025</p> <p>Strategy's Expected Result/Impact: The expected outcomes include increased STAAR reading proficiency rates, with at least a 10% improvement in grade-level reading scores annually, and the development of confident, independent readers capable of accessing grade-level texts across content areas.</p> <p>Staff Responsible for Monitoring: Campus Administrators CIS ELA Teachers</p> <p>TEA Priorities: Build a foundation of reading and math, Improve low-performing schools - ESF Levers: Lever 4: High-Quality Instructional Materials and Assessments, Lever 5: Effective Instruction</p> <p>Funding Sources: - 199-State Comp. Ed. - \$2,500</p>	Formative			Summative
	Nov	Jan	Mar	June

 No Progress

 Accomplished

 Continue/Modify

 Discontinue

Goal 1: Monahan Elementary will maximize student learning for all.

Improve Tier 1 instruction so that 80% or more of students show academic growth from the previous school year as evidenced by campus, district and state assessments and diagnostics.

Performance Objective 2: By the end of the school year, 80% of students in grades 1-5 at Monahan Elementary will exhibit growth in math skills as measured by district benchmarks, i-Ready diagnostics, and state assessments. This will be achieved through targeted interventions, differentiated instruction, and data-driven instructional practices to close achievement gaps and improve reading proficiency.

High Priority

HB3 Goal

Evaluation Data Sources: District Assessments

Mock Assessments

Interim Assessments





Campus Formative Assessments

IReady BOY, MOY, EOY

STAAR Scores

Strategy 1 Details	Reviews			
<p>Strategy 1: Increase STAAR math performance from 64% approaches, 41% meets and 16% masters to 70% approaches, 32% meets and 15% masters by providing additional instructional resources to support Tier 3 instruction. September 2025, October 2025</p> <p>Strategy's Expected Result/Impact: Increased STAAR scores at the approaches, meets and masters levels.</p> <p>Staff Responsible for Monitoring: Campus Instructional Specialists Campus Administrators Teachers</p> <p>TEA Priorities: Build a foundation of reading and math, Improve low-performing schools</p> <p>- ESF Levers: Lever 4: High-Quality Instructional Materials and Assessments, Lever 5: Effective Instruction</p>	Formative			Summative
	Nov	Jan	Mar	June

Strategy 2 Details	Reviews			
<p>Strategy 2: Increase the percentage of students performing at proficient on their grade level to 50% as measured by the iReady math diagnostics. September 2025, October 2025</p> <p>Strategy's Expected Result/Impact: Increasing the percentage of students performing at proficient levels by 30% on the iReady math diagnostics will result in significantly improved math achievement and understanding. This will enhance student confidence, engagement, and readiness for more advanced math concepts.</p> <p>Staff Responsible for Monitoring: Campus Instructional Specialists Teachers Administrators</p> <p>TEA Priorities: Build a foundation of reading and math, Improve low-performing schools - ESF Levers: Lever 4: High-Quality Instructional Materials and Assessments, Lever 5: Effective Instruction - Targeted Support Strategy</p> <p>Funding Sources: - 199-State Comp. Ed. - \$1,500</p>	Formative			Summative
	Nov	Jan	Mar	June
Strategy 3 Details	Reviews			
<p>Strategy 3: Provide targeted intervention to students at risk of not meeting academic standards in need of math support during after-school and Saturday tutorials. September 2025, October 2025, November 2025, December 2025, January 2026, February 2026, March 2026, April 2026</p> <p>Strategy's Expected Result/Impact: Ensure students needing interventions are accurately identified and receive appropriate support within two weeks of assessment. Regularly analyze progress monitoring data to adjust interventions, ensuring interventions are meeting the needs of students.</p> <p>Staff Responsible for Monitoring: Campus Instructional Specialists Campus Administrators Teachers</p> <p>TEA Priorities: Build a foundation of reading and math, Improve low-performing schools - ESF Levers: Lever 4: High-Quality Instructional Materials and Assessments, Lever 5: Effective Instruction - Targeted Support Strategy</p> <p>Funding Sources: - 199-State Comp. Ed. - \$12,500</p>	Formative			Summative
	Nov	Jan	Mar	June

Strategy 4 Details	Reviews			
<p>Strategy 4: Utilize math manipulatives to improve student understanding of the learning standards. October 2025-May 2026</p> <p>Strategy's Expected Result/Impact: Improve student achievement in math Staff Responsible for Monitoring: CIS, teachers, and admin</p> <p>Title I: 2.51, 2.52, 2.53 - TEA Priorities: Build a foundation of reading and math - ESF Levers: Lever 4: High-Quality Instructional Materials and Assessments Funding Sources: - 211-Title I - \$1,000</p>	Formative			Summative
	Nov	Jan	Mar	June
<p style="text-align: center;">  No Progress  Accomplished  Continue/Modify  Discontinue </p>				

Goal 1: Monahan Elementary will maximize student learning for all.

Improve Tier 1 instruction so that 80% or more of students show academic growth from the previous school year as evidenced by campus, district and state assessments and diagnostics.

Performance Objective 3: By the end of the school year, we will increase the percentage of students meeting or exceeding the standard on the STAAR Science test from 49% approaches, 17% meets 2% masters to 70% approaches, 40% meets, and 15% masters. This will be achieved through targeted science instruction, regular formative assessments to monitor progress, and the implementation of evidence-based interventions to address areas of weakness.

High Priority

HB3 Goal

Evaluation Data Sources: District Assessments





Mock Assessments

Interim Assessments

Campus Formative Assessments

STAAR Scores

Strategy 1 Details	Reviews			
<p>Strategy 1: Hold collaborative PLCs weekly to assist teachers in planning science instruction that focuses on the knowledge of the TEKS, effective instructional strategies, and alignment to STAAR rigor and expectations. Instructional coaches will collaborate with teachers during planning and PLC, focusing on internalizing innovative lessons for the needs of all students in the school, but specifically for at-risk, African-American, and EB students who are not meeting challenging State academic standards. September 2025, October 2025, November 2025, December 2025, January 2026, February 2026, March 2026, April 2026, May 2026</p> <p>Strategy's Expected Result/Impact: Increased science STAAR scores from 49% approaches, 17% meets 2% masters to 70% approaches, 40% meets, and 15% masters.</p> <p>Staff Responsible for Monitoring: Campus Administrators Campus Instructional Specialist Teachers</p> <p>TEA Priorities: Improve low-performing schools - ESF Levers: Lever 4: High-Quality Instructional Materials and Assessments, Lever 5: Effective Instruction - Targeted Support Strategy</p> <p>Funding Sources: Planning materials and supplies - 211-Title I - \$500</p>	Formative			Summative
	Nov	Jan	Mar	June
	Empty review cells			

Strategy 2 Details	Reviews			
<p>Strategy 2: Send 5th grade science teachers to professional development with Region 4; Science Conference October 2025</p> <p>Strategy's Expected Result/Impact: Sending science teachers to the Science Conference at Region 4 will enhance their instructional practices by providing them with innovative strategies and up-to-date knowledge, ultimately improving student engagement and achievement in science.</p> <p>Staff Responsible for Monitoring: CIS Administrators Teachers</p> <p>TEA Priorities: Recruit, support, retain teachers and principals, Improve low-performing schools</p> <p>- ESF Levers: Lever 5: Effective Instruction</p> <p>Funding Sources: - 199-State Comp. Ed. - \$225</p>	Formative			Summative
	Nov	Jan	Mar	June
<p style="text-align: center;">  No Progress  Accomplished  Continue/Modify  Discontinue </p>				

Goal 1: Monahan Elementary will maximize student learning for all.

Improve Tier 1 instruction so that 80% or more of students show academic growth from the previous school year as evidenced by campus, district and state assessments and diagnostics.

Performance Objective 4: Increase student performance of all sub-populations (EB, Special Ed, African American) by 10 points at Approaching on STAAR in May 2026.

AA - R: 54% to 64%, M: 37% to 47%, Sci: 35% to 45%

EB - R: 66% to 76%, M: 55% to 65%, Sci: 57% to 67%

Sped - R: 41% to 51%, M: 21% to 31%, Sci: 28% to 38%

High Priority

HB3 Goal

Evaluation Data Sources: District Assessments





Mock Assessments

Interim Assessments

Campus Formative Assessments

STAAR Scores

Strategy 1 Details	Reviews			
<p>Strategy 1: Purchase resources to effectively implement a Campus Wide Spelling Bee. September 2025, October 2025</p> <p>Strategy's Expected Result/Impact: Students will make it to the District Spelling Bee and possibly the city Spelling Bee.</p> <p>Staff Responsible for Monitoring: Dyslexia Interventionist Administrators</p> <p>ESF Levers: Lever 3: Positive School Culture</p> <p>Funding Sources: - 211-Title I - \$200</p>	Formative			Summative
	Nov	Jan	Mar	June





Strategy 2 Details	Reviews			
<p>Strategy 2: Purchase instructional materials from math warm-ups to support 3rd - 5th-grade students in English and Spanish in reading, math, and science. This strategy will provide opportunities for all children, including each of the subgroups of students (economically disadvantaged students, students from major racial and ethnic groups, and English learners), to meet the challenging State academic standards.</p> <p>Strategy's Expected Result/Impact: Math Warm-Up Fast Focus in English and Spanish strengthens daily skills in math, reading, and science, supporting bilingual learners and boosting readiness for instruction and assessments.</p> <p>Staff Responsible for Monitoring: Principal Assistant Principal School Support Administrator Campus Instructional Specialists</p> <p>TEA Priorities: Build a foundation of reading and math, Improve low-performing schools - ESF Levers: Lever 4: High-Quality Instructional Materials and Assessments</p>	Formative			Summative
	Nov	Jan	Mar	June
Strategy 3 Details	Reviews			
<p>Strategy 3: General education teachers and Special Education teachers will participate in professional development with Olive Branch Project Services, LLC. to provide advanced instructional strategies in the classroom while working with special education students. September 2025, October 2025, November 2025, December 2025, January 2026, February 2026, March 2026, April 2026, May 2026</p> <p>Strategy's Expected Result/Impact: Improve academic outcomes for students with an IEP in the general education classroom as well as the resource classroom.</p> <p>Staff Responsible for Monitoring: Principal Assistant Principal School Support Administrator</p> <p>Title I: 2.51</p> <p>- TEA Priorities: Recruit, support, retain teachers and principals, Build a foundation of reading and math, Improve low-performing schools</p> <p>- ESF Levers: Lever 4: High-Quality Instructional Materials and Assessments, Lever 5: Effective Instruction</p> <p>Funding Sources: - 199-State Comp. Ed. - \$7,800</p>	Formative			Summative
	Nov	Jan	Mar	June
<p style="text-align: center;">  No Progress  Accomplished  Continue/Modify  Discontinue </p>				

Goal 1: Monahan Elementary will maximize student learning for all.

Improve Tier 1 instruction so that 80% or more of students show academic growth from the previous school year as evidenced by campus, district and state assessments and diagnostics.

Performance Objective 5: By the end of the school year, Monahan Elementary will successfully implement the AVID (Advancement Via Individual Determination) program in grades 3-5, with 90% of teachers trained and regularly using AVID strategies in their classrooms to support well rounded students. We will monitor progress through monthly AVID team meetings, classroom observations, and teacher feedback to ensure consistent application of organizational tools, note-taking methods, student writing processes, and critical thinking strategies, leading to improved student engagement and academic readiness.

Strategy 1 Details	Reviews			
<p>Strategy 1: Staff will attend AVID Summer Institute to stay abreast of the latest research and instructional practices for AVID. June 2025, August 2025</p> <p>Strategy's Expected Result/Impact: Teachers will feel more confident and effective in using AVID strategies, leading to increased collaboration and sharing of best practices among staff.</p> <p>Staff Responsible for Monitoring: Campus Instructional Specialists Teachers Administrators</p> <p>Title I: 2.53</p> <p>- TEA Priorities: Recruit, support, retain teachers and principals, Improve low-performing schools</p> <p>- ESF Levers: Lever 3: Positive School Culture, Lever 5: Effective Instruction</p>	Formative			Summative
	Nov	Jan	Mar	June

 No Progress
 Accomplished
 Continue/Modify
 Discontinue





Goal 2: Monahan Elementary will attract, develop and retain highly effective staff.

Performance Objective 1: By the end of the 2025-2026 school year, Monahan Elementary aims to reduce staff resignations to 13 or fewer, achieving a staff retention rate of 80% or higher through targeted support, mentorship, and staff recognition programs, thereby contributing to a more stable and effective learning environment.

High Priority

Evaluation Data Sources: Staff retention data

Strategy 1 Details	Reviews			
<p>Strategy 1: Utilize the Climate/Culture Committee on campus to address campus needs and to plan and oversee Staff Member of the Month Celebrations. September 2025, October 2025, November 2025, December 2025, January 2026, February 2026, March 2026, April 2026, May 2026</p> <p>Strategy's Expected Result/Impact: Decrease in staff resignations Staff Responsible for Monitoring: Campus Administrators</p> <p>TEA Priorities: Recruit, support, retain teachers and principals - ESF Levers: Lever 1: Strong School Leadership and Planning, Lever 2: Strategic Staffing, Lever 3: Positive School Culture - Targeted Support Strategy Funding Sources: Activities, supplies - 199-General funds - \$500</p>	Formative			Summative
	Nov	Jan	Mar	June
Strategy 2 Details	Reviews			
<p>Strategy 2: Hold climate building activities with staff during the 2025-2026 school year. September 2025, October 2025, November 2025, December 2025, January 2026, February 2026, March 2026, April 2026, May 2026</p> <p>Strategy's Expected Result/Impact: Increased staff satisfaction with campus Staff Responsible for Monitoring: Campus Administrators</p> <p>TEA Priorities: Recruit, support, retain teachers and principals - ESF Levers: Lever 3: Positive School Culture</p>	Formative			Summative
	Nov	Jan	Mar	June

Strategy 3 Details	Reviews			
<p>Strategy 3: Provide coaching support to teachers who require additional assistance with classroom management or instructional effectiveness. Teachers will attend Region 4 training as needed to support their development of effective classroom management and instructional practices. September 2025, October 2025, November 2025, December 2025, January 2026, February 2026, March 2026, April 2026, May 2026</p> <p>Strategy's Expected Result/Impact: Maintain staff resignation number</p> <p>Staff Responsible for Monitoring: Campus Administrators Campus Instructional Specialists</p> <p>Title I: 2.52</p> <p>- TEA Priorities: Recruit, support, retain teachers and principals, Build a foundation of reading and math, Improve low-performing schools</p> <p>- ESF Levers: Lever 1: Strong School Leadership and Planning, Lever 2: Strategic Staffing, Lever 3: Positive School Culture, Lever 5: Effective Instruction</p>	Formative			Summative
	Nov	Jan	Mar	June
Strategy 4 Details	Reviews			
<p>Strategy 4: The Instructional Leadership Team will attend Solution Tree PLC training to build capacity in leading collaborative, data-driven practices that improve Tier 1 instruction and outcomes. September 2025</p> <p>Strategy's Expected Result/Impact: ILT members will apply Solution Tree strategies to strengthen PLC effectiveness, resulting in aligned instruction, consistent use of data to inform teaching, and measurable improvements in student achievement.</p> <p>Staff Responsible for Monitoring: Principal Assistant Principal School Support Administrator</p> <p>Title I: 2.51</p> <p>- TEA Priorities: Recruit, support, retain teachers and principals, Build a foundation of reading and math, Improve low-performing schools</p> <p>- ESF Levers: Lever 5: Effective Instruction</p> <p>Funding Sources: - 199-State Comp. Ed.</p>	Formative			Summative
	Nov	Jan	Mar	June
<p style="text-align: center;">  No Progress  Accomplished  Continue/Modify  Discontinue </p>				





Goal 2: Monahan Elementary will attract, develop and retain highly effective staff.

Performance Objective 2: By the end of the 2025-2026 school year, Monahan Elementary will retain 90% of new hires by providing comprehensive onboarding, mentorship, and ongoing professional development.

High Priority

Evaluation Data Sources: Staff retention data
Mentor support data

Strategy 1 Details	Reviews			
<p>Strategy 1: Provide mentor support for new and Adjunct teachers. September 2025, October 2025, November 2025, December 2025, January 2026, February 2026, March 2026, April 2026, May 2026</p> <p>Strategy's Expected Result/Impact: Retain new teachers Staff Responsible for Monitoring: Campus Administrators Campus Lead Mentor Mentor Teachers</p> <p>TEA Priorities: Recruit, support, retain teachers and principals - ESF Levers: Lever 2: Strategic Staffing Funding Sources: Substitutes, training materials - 199-General funds - \$1,000</p>	Formative			Summative
	Nov	Jan	Mar	June
Strategy 2 Details	Reviews			
<p>Strategy 2: Hold New Hire Mini Academy for all new hires focused on instructional, behavioral, and clerical strategies of a successful year. July 2025</p> <p>Strategy's Expected Result/Impact: Retain new hires Staff Responsible for Monitoring: Campus Administrators Lead Mentor</p> <p>TEA Priorities: Recruit, support, retain teachers and principals - ESF Levers: Lever 2: Strategic Staffing, Lever 3: Positive School Culture Funding Sources: Training supplies and materials - 199-General funds - \$500</p>	Formative			Summative
	Nov	Jan	Mar	June

Strategy 3 Details	Reviews			
<p>Strategy 3: Meet quarterly with new hires to check in and monitor progress. August 2025, November 2025, February 2026, April 2026</p> <p>Strategy's Expected Result/Impact: Retain new hire staff</p> <p>Staff Responsible for Monitoring: Campus principal Lead Mentor Mentors</p> <p>TEA Priorities: Recruit, support, retain teachers and principals</p> <p>- ESF Levers: Lever 2: Strategic Staffing</p>	Formative			Summative
	Nov	Jan	Mar	June
<div style="display: flex; justify-content: space-around; align-items: center;"> <div style="text-align: center;"> No Progress</div> <div style="text-align: center;"> Accomplished</div> <div style="text-align: center;"> Continue/Modify</div> <div style="text-align: center;"> Discontinue</div> </div>				

Goal 2: Monahan Elementary will attract, develop and retain highly effective staff.

Performance Objective 3: The Assistant Principal and School Support Administrator will participate in professional development at Region 4 to facilitate effective MTSS/PBIS/RtI systems.





High Priority

Evaluation Data Sources: Professional development implementation activities

Student discipline data

Student academic data

Strategy 1 Details	Reviews			
<p>Strategy 1: To enhance the implementation and sustainability of effective MTSS (Multi-Tiered System of Supports), PBIS (Positive Behavioral Interventions and Supports), and RtI (Response to Intervention) frameworks, the Assistant Principal and School Support Administrator will engage in targeted professional development provided by Region 4. May 2025, June 2025, July 2025</p> <p>Strategy's Expected Result/Impact: The campus will have a more consistent, data-driven approach to intervention and behavior support, leading to improved student outcomes and reduced office referrals and academic gaps.</p> <p>Staff Responsible for Monitoring: Principal Assistant Principal School Support Administrator</p> <p>Title I: 2.52 - TEA Priorities: Improve low-performing schools - ESF Levers: Lever 3: Positive School Culture Funding Sources: - 199-State Comp. Ed.</p>	Formative			Summative
	Nov	Jan	Mar	June
	Review cells are empty			

 No Progress
 Accomplished
 Continue/Modify
 Discontinue

Goal 3: Monahan Elementary will continue to build positive relationships with parents, families, and community members.





Performance Objective 1: By the end of the 2025-2026 school year, Monahan Elementary will increase parent volunteer participation by 20% through targeted outreach, flexible volunteer opportunities, and regular recognition events.

September 2024

High Priority

Evaluation Data Sources: Parent engagement session logs

Strategy 1 Details	Reviews			
<p>Strategy 1: Utilize parent volunteers at district events and in the classroom during the instructional day. Parents will be approved through the district volunteer program and/or participate in Watch DOGS, District Parent Engagement Advisory Committee, Legacy in Action, and DWIIC. Campus Events include Parent Academy and Vision Board party to set academic goals for the school year, *Title 1 Meeting, *STAAR Night, and Curriculum Night. *Indicates flexible parent and family events. September 2025, October 2025, November 2025, December 2025, January 2026, February 2026, March 2026, April 2026, May 2026</p> <p>Strategy's Expected Result/Impact: Increased parent volunteers on campus and in district events. This strategy will meet the needs of all students to meet the challenging State academic standards.</p> <p>Staff Responsible for Monitoring: Counselor Campus Secretary</p> <p>TEA Priorities: Improve low-performing schools - ESF Levers: Lever 3: Positive School Culture</p>	Formative			Summative
	Nov	Jan	Mar	June

 No Progress
 Accomplished
 Continue/Modify
 Discontinue





Goal 3: Monahan Elementary will continue to build positive relationships with parents, families, and community members.

Performance Objective 2: By May 2026, increase family participation in school events by 30%, with a minimum of four family engagement events held during the school year, measured by event attendance and parent feedback surveys. Parents will also be invited to participate in the annual Title 1 meetings to hear and discuss the academic plans for the use of Title 1 funds and create the Parent Compact for the 2025-2026 school year.

High Priority

HB3 Goal

Evaluation Data Sources: Event sign in sheets
Parent feedback surveys

Strategy 1 Details	Reviews			
<p>Strategy 1: Monahan Elementary will host at least four family engagement events, such as a Vision Board party and Academic Loteria, to discuss goal setting, academic vocabulary, academic support at home and other instructional components to bridge the connection between home and school. September 2025, October 2025, November 2025, December 2025, January 2026</p> <p>Strategy's Expected Result/Impact: Increased parent involvement Staff Responsible for Monitoring: Administration</p> <p>ESF Levers: Lever 3: Positive School Culture</p>	Formative			Summative
	Nov	Jan	Mar	June
<p style="text-align: center;">  No Progress  Accomplished  Continue/Modify  Discontinue </p>				





Goal 3: Monahan Elementary will continue to build positive relationships with parents, families, and community members.

Performance Objective 3: By the end of the 2025-2026 school year, Monahan Elementary will establish two community partnerships and launch a Parent-Teacher Organization (PTO) to enhance family engagement, increase volunteer support, and provide additional resources for student enrichment.

High Priority

HB3 Goal

Evaluation Data Sources: Increased parental involvement by 20%
 Improved student attendance and engagement
 Expanded resources for extracurricular and academic support through community collaboration

Strategy 1 Details	Reviews			
<p>Strategy 1: Monahan Elementary will create a "Community & Family Engagement Task Force" to identify local partners, host quarterly connection events, and launch a social media campaign to build community relationships and establish a PTO, fostering increased parent and community involvement. December 2025</p> <p>Strategy's Expected Result/Impact: Evidence of the results will include signed partnership agreements, official PTO registration and meeting minutes, attendance and feedback from community events, social media engagement metrics, and volunteer logs.</p> <p>Staff Responsible for Monitoring: Campus Administration School Counselor</p> <p>TEA Priorities: Improve low-performing schools - ESF Levers: Lever 3: Positive School Culture</p>	Formative			Summative
	Nov	Jan	Mar	June
	<div style="display: flex; justify-content: space-around; align-items: center;"> <div style="text-align: center;">  No Progress </div> <div style="text-align: center;">  Accomplished </div> <div style="text-align: center;">  Continue/Modify </div> <div style="text-align: center;">  Discontinue </div> </div>			





Goal 4: Monahan Elementary will ensure a safe and positive learning environment.

Performance Objective 1: By the end of the 2025-2026 school year, Monahan Elementary will achieve a 96% student attendance rate by implementing attendance incentives, early intervention strategies, and regular parent communication.

High Priority

Evaluation Data Sources: ADA reports

Strategy 1 Details	Reviews			
<p>Strategy 1: Monitor student attendance daily with an absence report. September 2025, October 2025, November 2025, December 2025, January 2026, February 2026, March 2026, April 2026, May 2026</p> <p>Strategy's Expected Result/Impact: Increased daily attendance Staff Responsible for Monitoring: Attendance Clerk Assistant Principal Principal</p> <p>TEA Priorities: Improve low-performing schools - ESF Levers: Lever 3: Positive School Culture</p>	Formative			Summative
	Nov	Jan	Mar	June
Strategy 2 Details	Reviews			
<p>Strategy 2: Celebrate student attendance in classrooms and throughout the building. September 2025, October 2025, November 2025, December 2025, January 2026, February 2026, March 2026, April 2026, May 2026</p> <p>Strategy's Expected Result/Impact: Increased average daily attendance Staff Responsible for Monitoring: Assistant Principal PBIS Team</p> <p>TEA Priorities: Improve low-performing schools - ESF Levers: Lever 3: Positive School Culture Funding Sources: Awards and incentives - 199-General funds - \$500</p>	Formative			Summative
	Nov	Jan	Mar	June





Strategy 3 Details	Reviews			
<p>Strategy 3: Utilize the A2A system to monitor excessive student absences to conduct parent attendance conferences. September 2025, October 2025, November 2025, December 2025, January 2026, February 2026, March 2026, April 2026, May 2026</p> <p>Strategy's Expected Result/Impact: Increased average daily attendance</p> <p>Staff Responsible for Monitoring: Assistant Principal Attendance Clerk</p> <p>TEA Priorities: Improve low-performing schools</p> <p>- ESF Levers: Lever 3: Positive School Culture</p>	Formative			Summative
	Nov	Jan	Mar	June
<p style="text-align: center;">  No Progress  Accomplished  Continue/Modify  Discontinue </p>				

Goal 4: Monahan Elementary will ensure a safe and positive learning environment.

Performance Objective 2: By May 2026, Monahan Elementary will implement and complete transitional activities for 100% of incoming 1st-grade students and exiting 5th-grade students to ensure a smooth academic and social transition.

High Priority

Evaluation Data Sources: Flyers
Student attendance data

Strategy 1 Details	Reviews			
<p>Strategy 1: Hold transition trip for Kindergarten students to attend Monahan Elementary. May 2026</p> <p>Strategy's Expected Result/Impact: Knowledge of processes on campus Staff Responsible for Monitoring: Counselor Principal</p> <p>TEA Priorities: Improve low-performing schools - ESF Levers: Lever 3: Positive School Culture</p>	Formative			Summative
	Nov	Jan	Mar	June
Strategy 2 Details	Reviews			
<p>Strategy 2: Hold transition trip for 5th grade students to visit KMS. May 2026</p> <p>Strategy's Expected Result/Impact: Knowledge of processes on campus Staff Responsible for Monitoring: Counselor Principal</p> <p>TEA Priorities: Improve low-performing schools - ESF Levers: Lever 3: Positive School Culture</p>	Formative			Summative
	Nov	Jan	Mar	June
<p style="text-align: center;">  No Progress  Accomplished  Continue/Modify  Discontinue </p>				


Goal 4: Monahan Elementary will ensure a safe and positive learning environment.


Performance Objective 3: By May 2026, Monahan Elementary will implement a Dual Language and International Academy aligned with Compass Schools requirements, ensuring that 100% of rotation teachers integrate multicultural learning and resources into their instruction to enhance student learning.

Evaluation Data Sources: Lesson plans with technology activities
 Computer lab schedule
 Classroom observation data

Strategy 1 Details	Reviews			
<p>Strategy 1: Utilize technology supports in specials rotation classes. September 2025, October 2025, November 2025, December 2025, January 2026, February 2026, March 2026, April 2026, May 2026</p> <p>Strategy's Expected Result/Impact: Increased technology use Staff Responsible for Monitoring: Rotation teachers Principal</p> <p>TEA Priorities: Improve low-performing schools - ESF Levers: Lever 5: Effective Instruction Funding Sources: - 287-Title IV</p>	Formative			Summative
	Nov	Jan	Mar	June
Strategy 2 Details	Reviews			
<p>Strategy 2: Integrate technology during instructional activities in classrooms by providing Z Space, Flocabulary/Nearpod professional development for teachers and instructional staff. January 2026</p> <p>Strategy's Expected Result/Impact: Increased use of technology Staff Responsible for Monitoring: Teachers Principal Campus Instructional Specialist</p> <p>TEA Priorities: Improve low-performing schools - ESF Levers: Lever 5: Effective Instruction Funding Sources: - 287-Title IV</p>	Formative			Summative
	Nov	Jan	Mar	June

 No Progress

 Accomplished

 Continue/Modify





 Discontinue

Goal 4: Monahan Elementary will ensure a safe and positive learning environment.

Performance Objective 4: By May 2026, Monahan Elementary will implement a Positive Behavioral Interventions and Supports (PBIS) system, reducing campus-wide disciplinary incidents by 20% and increasing positive behavior recognition by 30% to support well-rounded students.

Evaluation Data Sources: Discipline reports
 Referral data
 PBIS Team meeting agendas

Strategy 1 Details	Reviews			
<p>Strategy 1: Utilize Bobcat Folders, E in Conduct and Student of the Month celebrations throughout the year to encourage on task behaviors. August 2025, September 2025, October 2025, November 2025, December 2025, January 2026, February 2026, March 2026, April 2026, May 2026</p> <p>Strategy's Expected Result/Impact: Decreased behavior incidences Staff Responsible for Monitoring: Principal Assistant Principal</p> <p>TEA Priorities: Improve low-performing schools - ESF Levers: Lever 3: Positive School Culture Funding Sources: Incentive materials - 199-General funds - \$1,000</p>	Formative			Summative
	Nov	Jan	Mar	June
Strategy 2 Details	Reviews			
<p>Strategy 2: Implement the Monahan Market Incentive Program with all students. September 2025, October 2025, November 2025, December 2025, January 2026, February 2026, March 2026, April 2026, May 2026</p> <p>Strategy's Expected Result/Impact: Decreased behavior incidences Staff Responsible for Monitoring: Assistant Principal Team Leaders</p> <p>TEA Priorities: Improve low-performing schools - ESF Levers: Lever 3: Positive School Culture Funding Sources: Incentives - 199-General funds - \$500</p>	Formative			Summative
	Nov	Jan	Mar	June





Strategy 3 Details	Reviews			
<p>Strategy 3: Provide behavior/social emotional supports from the counselor to students with a high incidence of behavior infractions. Students will be able to eat lunch with the counselor and participate in Character Cafe with the counselor. September 2025, October 2025, November 2025, December 2025, January 2026, February 2026, March 2026, April 2026, May 2026</p> <p>Strategy's Expected Result/Impact: Decreased student behavior incidences</p> <p>Staff Responsible for Monitoring: Assistant Principal Counselor</p> <p>TEA Priorities: Improve low-performing schools - ESF Levers: Lever 3: Positive School Culture</p>	Formative			Summative
	Nov	Jan	Mar	June
<p style="text-align: center;">  No Progress  Accomplished  Continue/Modify  Discontinue </p>				

Goal 4: Monahan Elementary will ensure a safe and positive learning environment.

Performance Objective 5: By the end of the 2025-2026 school year, Monahan Elementary will improve campus safety by reducing incidents by 15% through enhanced security measures, regular safety drills, and staff training.

High Priority

Evaluation Data Sources: Catapult safety reports
District Safety Audits





Strategy 1 Details	Reviews			
<p>Strategy 1: Safe Dismissal will be used as a part of dismissal procedures to track and monitor how students get home daily. July 2025, August 2025</p> <p>Strategy's Expected Result/Impact: Ensure all students make it home safely</p> <p>Staff Responsible for Monitoring: Campus Administrators Teachers</p> <p>ESF Levers: Lever 3: Positive School Culture</p>	Formative			Summative
	Nov	Jan	Mar	June
<p style="text-align: center;">  No Progress  Accomplished  Continue/Modify  Discontinue </p>				

Goal 5: Monahan Elementary will maintain and monitor systems to ensure financial accountability across the district.

Performance Objective 1: By the end of the 2025-2026 school year, the campus leader at Monahan Elementary will ensure full compliance with district budget guidelines, effectively managing and allocating resources to support student achievement while maintaining fiscal responsibility.

Evaluation Data Sources: Campus budget reports

Strategy 1 Details	Reviews			
<p>Strategy 1: Spend campus based budgets according to district guidelines and campus needs. September 2025, October 2025, November 2025, December 2025, January 2026, February 2026, March 2026, April 2026, May 2026</p> <p>Strategy's Expected Result/Impact: Balanced budget Staff Responsible for Monitoring: Campus Administrators Campus Secretary</p> <p>TEA Priorities: Improve low-performing schools - ESF Levers: Lever 1: Strong School Leadership and Planning</p>	Formative			Summative
	Nov	Jan	Mar	June
Strategy 2 Details	Reviews			
<p>Strategy 2: Hold weekly budget meetings with campus administrators and the campus secretary to review spending. September 2025, October 2025, November 2025, December 2025, January 2026, February 2026, March 2026, April 2026, May 2026</p> <p>Strategy's Expected Result/Impact: Balanced budget Staff Responsible for Monitoring: Campus Administrators Campus Secretary</p> <p>TEA Priorities: Improve low-performing schools - ESF Levers: Lever 1: Strong School Leadership and Planning</p>	Formative			Summative
	Nov	Jan	Mar	June

Strategy 3 Details	Reviews			
<p>Strategy 3: Train campus staff on responsible spending of campus funds. September 2025, October 2025, November 2025, December 2025, January 2026, February 2026, March 2026, April 2026, May 2026</p> <p>Strategy's Expected Result/Impact: Responsible spending by staff Staff Responsible for Monitoring: Campus Administrators Campus Secretary</p> <p>TEA Priorities: Improve low-performing schools - ESF Levers: Lever 1: Strong School Leadership and Planning</p>	Formative			Summative
	Nov	Jan	Mar	June
<p style="text-align: center;">  No Progress  Accomplished  Continue/Modify  Discontinue </p>				

Campus Funding Summary

199-General funds					
Goal	Objective	Strategy	Resources Needed	Account Code	Amount
1	1	1			\$0.00
2	1	1	Activities, supplies		\$500.00
2	2	1	Substitutes, training materials		\$1,000.00
2	2	2	Training supplies and materials		\$500.00
4	1	2	Awards and incentives		\$500.00
4	4	1	Incentive materials		\$1,000.00
4	4	2	Incentives		\$500.00
Sub-Total					\$4,000.00
199-State Comp. Ed.					
Goal	Objective	Strategy	Resources Needed	Account Code	Amount
1	1	2			\$12,500.00
1	1	3			\$2,500.00
1	2	2			\$1,500.00
1	2	3			\$12,500.00
1	3	2			\$225.00
1	4	3			\$7,800.00
2	1	4			\$0.00
2	3	1			\$0.00
Sub-Total					\$37,025.00
211-Title I					
Goal	Objective	Strategy	Resources Needed	Account Code	Amount
1	2	4			\$1,000.00
1	3	1	Planning materials and supplies		\$500.00
1	4	1			\$200.00
Sub-Total					\$1,700.00

287-Title IV					
Goal	Objective	Strategy	Resources Needed	Account Code	Amount
4	3	1			\$0.00
4	3	2			\$0.00
Sub-Total					\$0.00