

Creating Your Parent Account in Infinite Campus



NCSIS Parent Portal Activation Code Lookup
North Carolina Department of Public Instruction


1

Go to <https://portalaccess.ncsis.gov/> on a computer, tablet, or phone. Type in “Guilford County Schools” in the search bar.

NCSIS Parent Portal Activation Code Lookup

Select your School District/Charter School from the list below. If your district or charter is not listed, they may not be utilizing this tool and you will need to contact the school for more information:

Step 1 of 6



2

Type your student’s information into the boxes and click “Find Student.” Your student’s ID is the number they use to access NCEdCloud. It is also their lunch number. If neither you nor your child knows it, please call the front office.

About Your Student

Please complete the form below with information about your student. If you have multiple students in a district or charter, you may need to complete this process for each student.

School District/Charter School: Guilford County Schools

Student ID Number

First Name

Last Name

Date of Birth

Find Student



NCSIS Parent Portal Activation Code Lookup
North Carolina Department of Public Instruction

3

Select the parent you are enrolling.

Select Parent/Guardian

Please select the parent/guardian to set up using the list below. If the data listed below is inaccurate or missing, please contact Stephen’s school and try again.

(Father)

(Mother)

Step 2 of 6



NCSIS Parent Portal Activation Code Lookup
North Carolina Department of Public Instruction

4

Select the verification method you prefer. The system will send you an access code to confirm your identity.

Select Verification Method

Please select a method to verify your identity. If the data listed below is inaccurate or missing, please contact Stephen’s school and try again.

Via Email:

Step 4 of 6



NCSIS Parent Portal Activation Code Lookup
North Carolina Department of Public Instruction

5

Enter the code that was sent to your email or phone and click “submit code.”

Verify Code

Please verify the sixdigit code that has been sent to you via email or text message.

Verify Code

Submit Code

Step 5 of 6



6

Verification Complete

Verification is now complete. Please log in to <https://410.ncsis.gov/parent> and select **New User?**. When prompted, enter the verification code below.

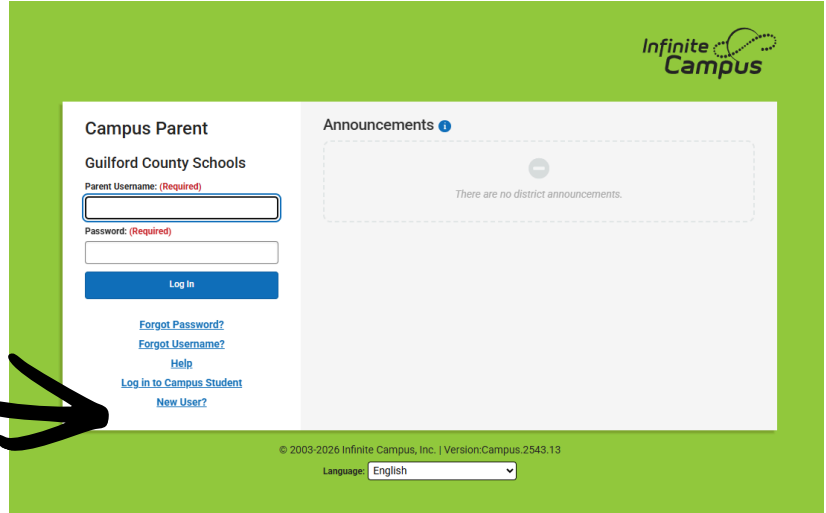
Activation Code: 12745940576231



Copy the activation code. Then click on the link to go to the Infinite Campus log in page.

7

On the Infinite Campus landing page click “New User?” at the bottom of the list of links.



8

New User?

Activate your Campus Parent account by entering the activation key sent to you by your district.

If you do not have an activation key, please contact your district to obtain one.

Activation Key *

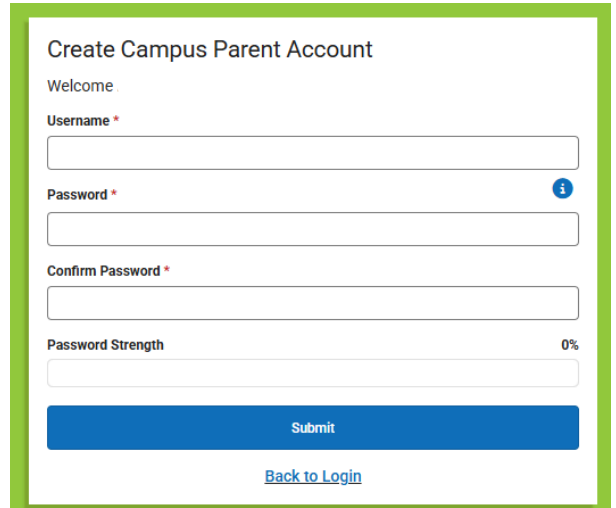
Submit

[Back to Login](#)

Enter the activation key from the previous step and click “submit.”

9

Create the username and password you would like. Be sure to make note of these. Click “submit.”



10

Success!

Congratulations! You have successfully created your Campus Parent account!

[Back to Login](#)

You can now return to the log in screen and use the username and password you created to log in and use Infinite Campus.

11



We highly recommend downloading the app and enabling notifications. You'll get an alert every time a grade is entered or updated!