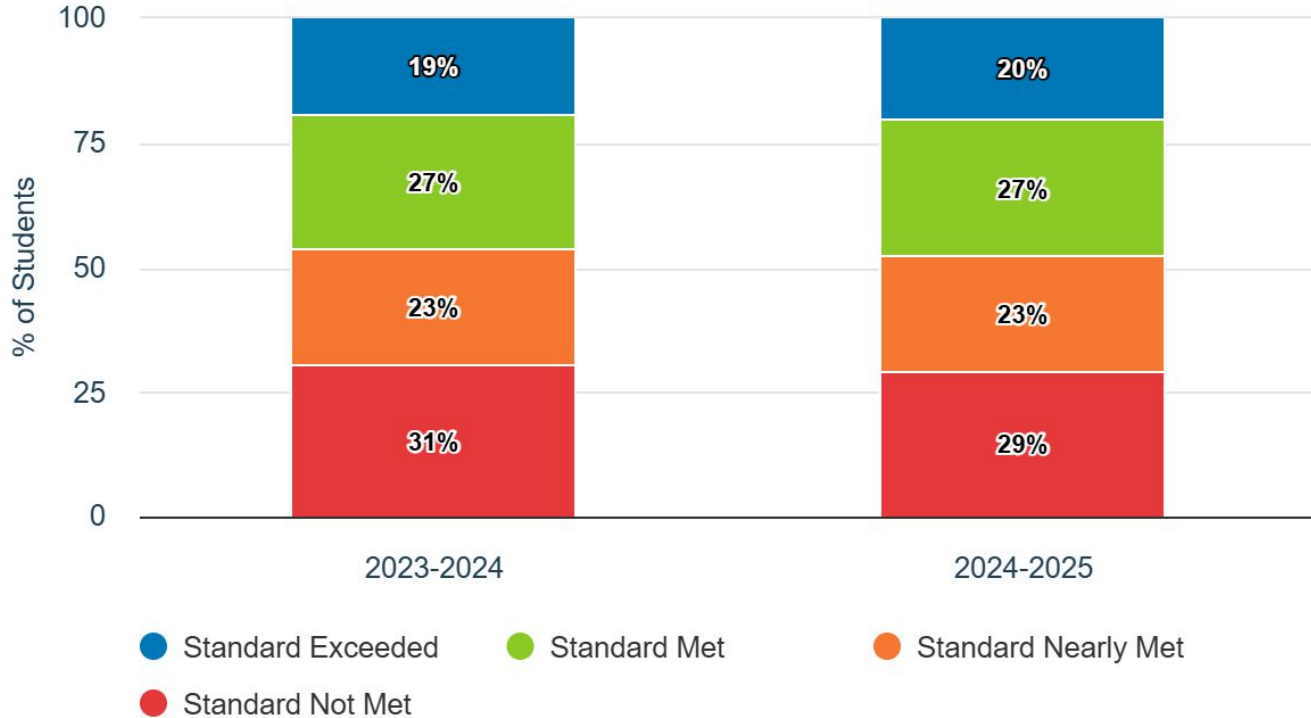


CAASPP DATA

CAASPP data comes from California's statewide assessment system and shows K–12 student performance in English language arts, math, and science, helping educators and families understand student progress and college and career readiness.

English Language Arts - Overall Achievement

Students who did not take the test are not included in this metric.



2023-2024

Standard Exceeded: 19.34%(2,438)

Standard Met: 26.81%(3,379)

Standard Nearly Met: 23.18%(2,921)

Standard Not Met: 30.67%(3,866)

2024-2025

Standard Exceeded: 20.15%(2,495)

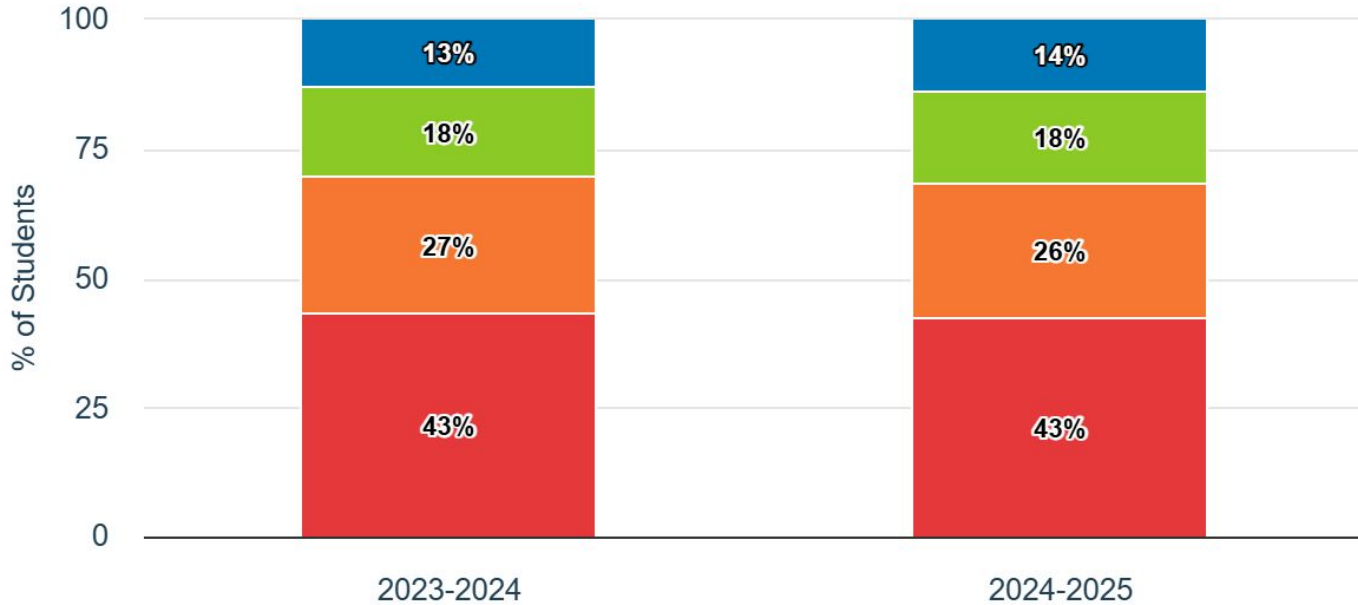
Standard Met: 27.44%(3,399)

Standard Nearly Met: 22.98%(2,846)

Standard Not Met: 29.43%(3,645)

Mathematics - Overall Achievement

Students who did not take the test are not included in this metric.



- Standard Exceeded
- Standard Met
- Standard Nearly Met
- Standard Not Met

2023-2024

Standard Exceeded: 12.69%(1,604)

Standard Met: 17.51%(2,214)

Standard Nearly Met: 26.52%(3,353)

Standard Not Met: 43.27%(5,470)

2024-2025

Standard Exceeded: 13.56%(1,687)

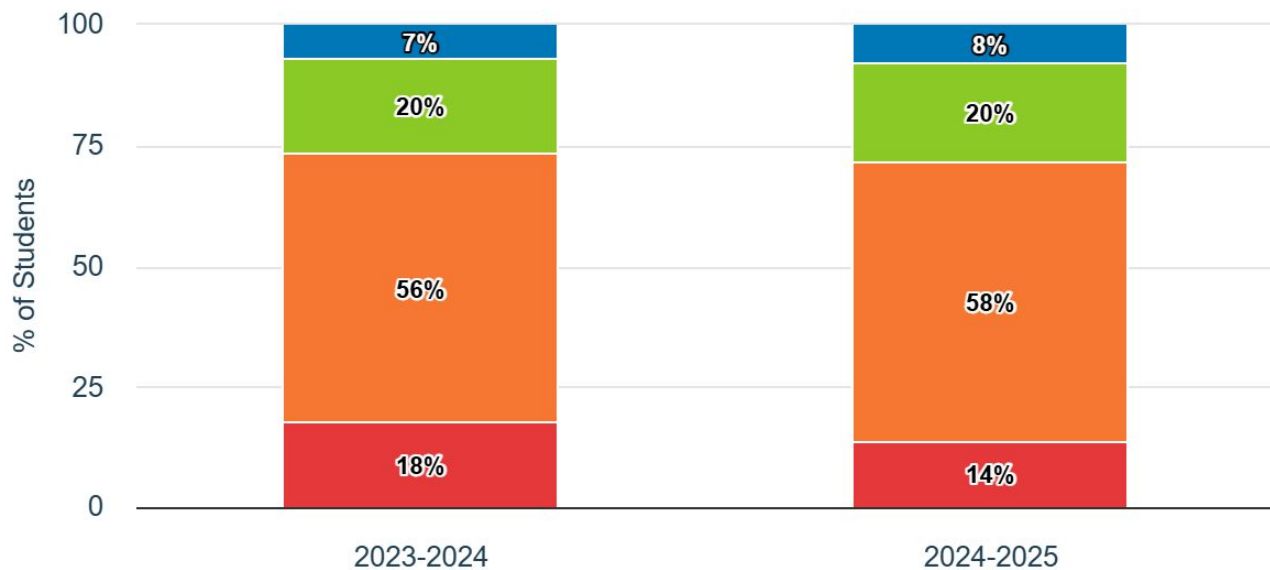
Standard Met: 17.76%(2,209)

Standard Nearly Met: 26.16%(3,254)

Standard Not Met: 42.52%(5,289)

Science - Overall Achievement

Students who did not take the test are not included in this metric.



- Standard Exceeded
- Standard Met
- Standard Nearly Met
- Standard Not Met

2023-2024

Standard Exceeded: 6.94% (296)

Standard Met: 19.55%(834)

Standard Nearly Met:55.60%(2,372)

Standard Not Met: 17.91%(764)

2024-2025

Standard Exceeded: 7.84% (335)

Standard Met: 20.30%(868)

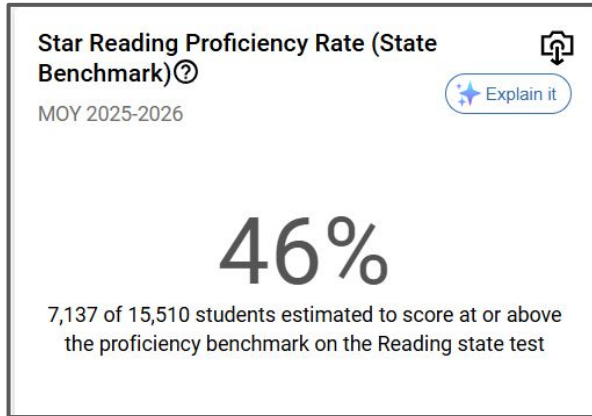
Standard Nearly Met:57.94%(2,477)

Standard Not Met: 13.92%(595)

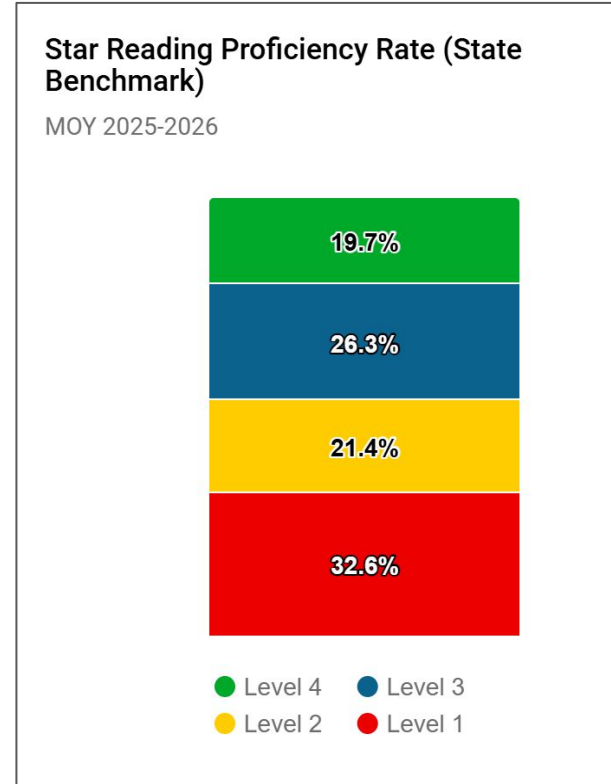
Star Reading and Math

Star Reading and Math are short, adaptive K–12 assessments that measure student skills and growth to help teachers personalize instruction. Star scores can be statistically linked to CAASPP benchmarks to estimate how students may perform on the state test.

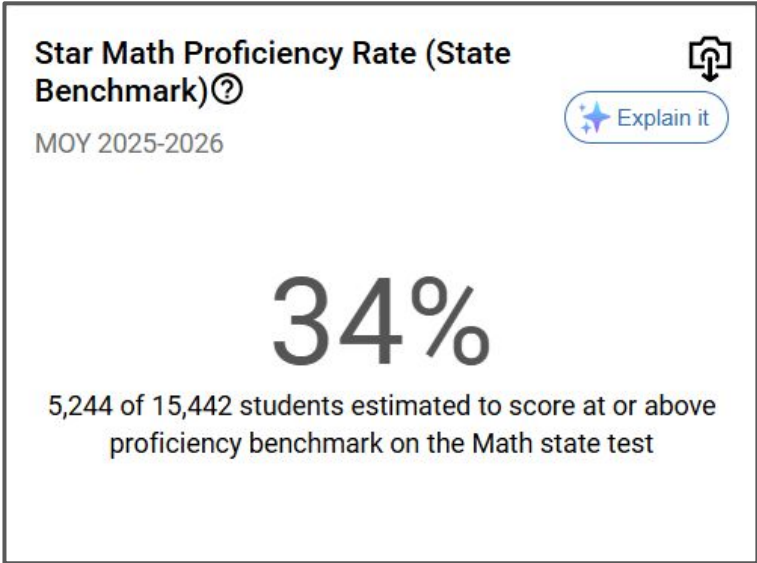
Middle of the Year Star Reading State Benchmark



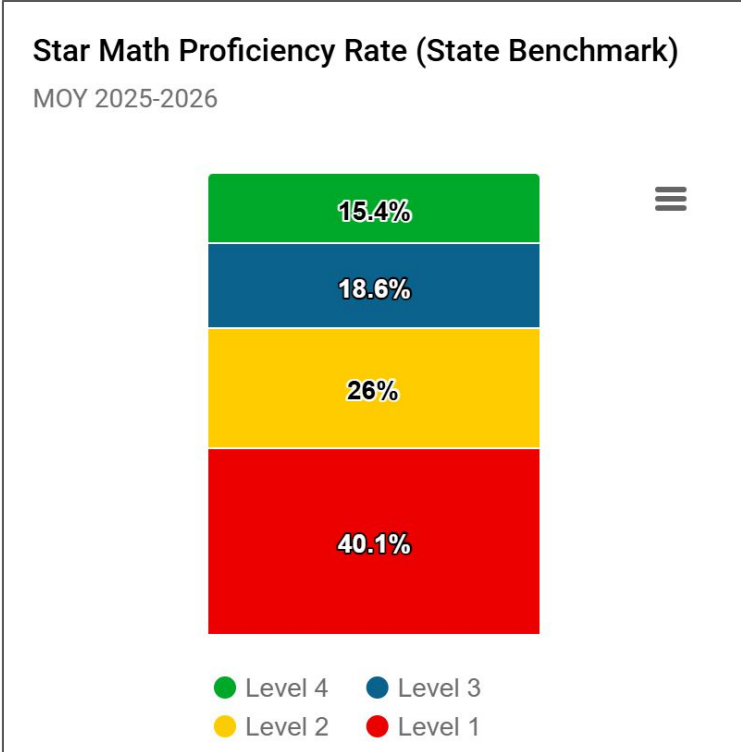
This is a 2% increase in proficiency rate from the Beginning of the Year.



Middle of the Year Star Math State Benchmark



This is a 3.5% increase in proficiency rate from the Beginning of the Year.







DIBELS

mCLASS

To strengthen literacy supports, the district adopted mCLASS DIBELS 8th Edition, a brief, research-based reading screener that helps educators quickly identify students who may need early reading support.



Overall District K-6

BOY-MOY Comparison

| Population | Measure | Well below | Below | At | Above | Students | |
|------------|-----------------|------------|-------|-----|-------|----------|------|
| Grade K | Composite Score | BOY | 45% | 22% | 16% | 17% | 1725 |
| | | MOY | 36% | 19% | 23% | 22% | 1738 |
| Grade 1 | Composite Score | BOY | 35% | 17% | 27% | 21% | 1855 |
| | | MOY | 31% | 17% | 29% | 23% | 1837 |
| Grade 2 | Composite Score | BOY | 29% | 13% | 31% | 27% | 1817 |
| | | MOY | 27% | 14% | 31% | 28% | 1809 |
| Grade 3 | Composite Score | BOY | 40% | 17% | 23% | 20% | 1061 |
| | | MOY | 44% | 14% | 25% | 17% | 994 |
| Grade 4 | Composite Score | BOY | 32% | 28% | 34% | 6% | 1139 |
| | | MOY | 35% | 18% | 26% | 21% | 1184 |
| Grade 5 | Composite Score | BOY | 42% | 21% | 25% | 12% | 1084 |
| | | MOY | 49% | 16% | 22% | 13% | 1073 |
| Grade 6 | Composite Score | BOY | 40% | 23% | 20% | 17% | 1338 |
| | | MOY | 54% | 15% | 19% | 12% | 1197 |

Levels: Well below Below At Above Discontinued Tested out

| Population | Measure | Levels | Students | |
|------------------------|-----------------------------|--------|---|-------|
| Panama-Buena Vista USD | Composite Score | BOY | 37% Well below, 20% Below, 25% At, 18% Above | 10019 |
| | | MOY | 38% Well below, 16% Below, 26% At, 20% Above | 9832 |
| | Letter Names (LNF) | BOY | 39% Well below, 21% Below, 40% At | 3578 |
| | | MOY | 35% Well below, 12% Below, 42% At, 11% Discontinued | 3575 |
| | Phonemic Awareness (PSF) | BOY | 38% Well below, 28% Below, 28% At, 6% Above | 3578 |
| | | MOY | 43% Well below, 16% Below, 22% At, 11% Discontinued, 8% Above | 3575 |
| | Letter Sounds (NWF-CLS) | BOY | 12% Discontinued, 34% Well below, 12% Below, 21% At, 9% Above, 12% Tested out | 6458 |
| | | MOY | 36% Well below, 16% Below, 24% At, 8% Above, 16% Tested out | 6378 |
| | Decoding (NWF-WRC) | BOY | 26% Well below, 12% Discontinued, 24% Below, 20% At, 9% Above, 9% Tested out | 6458 |
| | | MOY | 37% Well below, 13% Below, 27% At, 8% Above, 15% Tested out | 6378 |
| | Word Reading (WRF) | BOY | 23% Well below, 12% Discontinued, 21% Below, 23% At, 9% Above, 12% Tested out | 6458 |
| | | MOY | 29% Well below, 13% Below, 28% At, 9% Above, 19% Tested out | 6378 |
| | Reading Accuracy (ORF-Accu) | BOY | 28% Well below, 16% Below, 53% At | 8294 |
| | | MOY | 20% Well below, 15% Below, 65% At | 8094 |
| | Reading Fluency (ORF) | BOY | 33% Well below, 18% Below, 29% At, 17% Above | 8294 |
| | | MOY | 38% Well below, 16% Below, 27% At, 19% Above | 8094 |
| | Basic Comprehension (Maze) | BOY | 53% Well below, 14% Below, 22% At, 11% Above | 6441 |
| | | MOY | 50% Well below, 14% Below, 25% At, 11% Above | 6257 |

Overall District Kindergarten BOY-MOY Comparison

Levels: Discontinued ⓘ Well below Discontinued ⓘ Below At Above

| Population | Measure | Levels | Students | |
|---------------------|--------------------------|--------|---|------|
| Population selected | Composite Score | BOY | Well below 45% Below 22% At 16% Above 17% | 1725 |
| | | MOY | Well below 36% Below 19% At 23% Above 22% | 1738 |
| | Letter Names (LNF) | BOY | Well below 45% Below 20% At 35% | 1725 |
| | | MOY | Well below 35% Below 12% At 53% | 1738 |
| | Phonemic Awareness (PSF) | BOY | Well below 46% Below 23% At 24% Above 7% | 1725 |
| | | MOY | Well below 59% Below 11% At 21% Above 9% | 1738 |
| | Letter Sounds (NWF-CLS) | BOY | Discontinued 45% Well below 20% Below 12% At 14% Above 9% | 1725 |
| | | MOY | Well below 36% Below 20% At 24% Above 20% | 1738 |
| | Decoding (NWF-WRC) | BOY | Discontinued 45% Below 45% At 10% | 1725 |
| | | MOY | Well below 51% Below 11% At 19% Above 19% | 1738 |
| | Word Reading (WRF) | BOY | Discontinued 45% Below 42% At 13% | 1725 |
| | | MOY | Discontinued 8% Well below 28% Below 11% At 27% Above 26% | 1738 |

Overall District 1st grade BOY-MOY Comparison

| | | Levels: <input checked="" type="checkbox"/> <input checked="" type="checkbox"/> Discontinued ⓘ <input type="checkbox"/> Well below <input checked="" type="checkbox"/> Below <input checked="" type="checkbox"/> At <input checked="" type="checkbox"/> Tested out <input checked="" type="checkbox"/> Above | | | | | |
|---------------------|-----------------------------|--|------|-----|-----|----------|------|
| Population | Measure | Levels | | | | Students | |
| Population selected | Composite Score | BOY | 35% | 17% | 27% | 21% | 1855 |
| | | MOY | 31% | 17% | 29% | 23% | 1837 |
| | Letter Names (LNF) | BOY | 33% | 21% | 46% | | 1853 |
| | | MOY | 35% | 11% | 33% | 21% | 1837 |
| | Phonemic Awareness (PSF) | BOY | 30% | 32% | 32% | 6% | 1853 |
| | | MOY | 30% | 20% | 23% | 21% | 1837 |
| | Letter Sounds (NWF-CLS) | BOY | 43% | 11% | 24% | 21% | 1855 |
| | | MOY | 36% | 17% | 26% | 21% | 1837 |
| | Decoding (NWF-WRC) | BOY | 34% | 18% | 33% | 15% | 1855 |
| | | MOY | 32% | 14% | 34% | 20% | 1837 |
| | Word Reading (WRF) | BOY | 37% | 14% | 23% | 25% | 1855 |
| | | MOY | 29% | 14% | 29% | 28% | 1837 |
| | Reading Accuracy (ORF-Accu) | BOY | 11% | 33% | 16% | 40% | 1855 |
| | | MOY | 33% | | 28% | 39% | 1837 |
| | Reading Fluency (ORF) | BOY | 11% | 31% | 12% | 24% | 1855 |
| | | MOY | 36% | 14% | 26% | 24% | 1837 |
| | Basic Comprehension (Maze) | BOY | 100% | | | | 2 |
| | | MOY | | | | | - |

Overall District 2nd grade BOY-MOY Comparison

Levels: Well below Below At Tested out Above

| Population | Measure | Levels | Students |
|---------------------|-----------------------------|--------|----------|
| Population selected | Composite Score | BOY | 1817 |
| | | MOY | 1809 |
| | Letter Sounds (NWF-CLS) | BOY | 1817 |
| | | MOY | 1809 |
| | Decoding (NWF-WRC) | BOY | 1817 |
| | | MOY | 1809 |
| | Word Reading (WRF) | BOY | 1817 |
| | | MOY | 1809 |
| | Reading Accuracy (ORF-Accu) | BOY | 1817 |
| | | MOY | 1809 |
| | Reading Fluency (ORF) | BOY | 1817 |
| | | MOY | 1809 |
| | Basic Comprehension (Maze) | BOY | 1817 |
| | | MOY | 1809 |