

BPA GO Team

Business Meeting - October 9, 2025

Where we are – Where we're going

One District. One Goal. Every Child.

ATLANTA PUBLIC SCHOOLS

One District. One Goal. Every Child.

Agenda

I. **Call to Order**
II. **Roll Call; Establish Quorum**
III. **Action Items**
   a. Approval of Agenda
   b. Approval of Previous Minutes
IV. **Discussion Items**
   a. 2025-2030 Strategic Plan Development
V. **Information Items**
   a. Principal's Report
   b. APS Forward 2040 –Comprehensive Long-Range Facilities Plan Update
VI. **Announcements**
VII. **Public Comment**
VIII. **Adjournment**



ATLANTA PUBLIC SCHOOLS

Action Items

1. Approval of Agenda
2. Approval of Previous Minutes

ATLANTA PUBLIC SCHOOLS

Discussion Items



One District. One Goal. Every Child.

ATLANTA PUBLIC SCHOOLS

2025-2030 School Strategic Plan Development

ATLANTA PUBLIC SCHOOLS



Atlanta Public Schools
2025-2030 Strategic Plan

One District. One Goal. Every Child.

ATLANTA PUBLIC SCHOOLS

WHO WE ARE...

We are *Atlanta's* Public School System

WHY WE EXIST...

To educate and empower Atlanta's students to shape the future

A COMMUNITY OF BELIEVERS GETTING BACK TO BASICS

Our Strength is Our Team

Atlanta's students will have effective and engaged teachers, leaders, and staff.

- Increase concentration of highly-effective teachers and leaders
- Prioritize engagement and retention for staff
- Grow and promote strong teachers, leaders, and staff

Our Responsibility Is Shared

Atlanta's students will have supportive families, communities, and partners.

- Build meaningful partnerships
- Expand Atlanta Partners for Education (APFE) impact
- Increase access and engagement for families and communities

Our System Is Efficient & Effective

Atlanta's students will have the schools and resources they need to succeed.

- Maximize facility usage for the student and community good
- Leverage data to drive strategic financial investments
- Implement sustainability initiatives

We Are Strengthening Our Instructional Core

Atlanta's students will have high-quality instruction, materials, and targeted support.

- Implement high-quality, relevant, and engaging instructional materials and professional learning in all core content areas
- Target resources towards subgroups (eg. exceptional education, English learners, economically-disadvantaged)
- Accelerate early learning

We Are Caring For Every Child

Atlanta's students will have trusted, supportive adults meeting their unique needs.

- Expand strategies that reduce chronic absenteeism and disproportionate discipline
- Implement systematic culture and climate strategies
- Increase student access to trusted and reliable adults (eg. mentors, coaches, counselors)

We Are Sparking Student Curiosity

Atlanta's students will have access to explore and expand their passions and interests.

- Promote robust arts, athletics, world language, and enrichment offerings
- Expand access to high-interest and workforce-ready offerings (e.g. career programs and pathways, advanced coursework)
- Explore specialized and innovative school models (eg. School of the Arts)

ATLANTA PUBLIC SCHOOLS

Goals and Key Performance Indicators



By 2030, we will increase the percentage of 3rd grade students scoring proficient or above in ELA (GA Milestones) by **20 percentage points.**



By 2030, we will increase the percentage of 8th grade students scoring proficient or above in Math (GA Milestones) by **20 percentage points.**



By 2030, we will increase the percentage of students meeting at least one CCRPI College and Career Readiness Indicator by **20 percentage points.**

Focus Area: **We Are Caring For Every Child**

Actual (2025) (Light pink: 2024)		Target (2030)
68.8%	**Absenteeism** % of students who are not chronically absent*	80%
60%	**Sense of Belonging** % students who feel a sense of belonging*	75%
89.6%	**Discipline: All Students** % of all students without suspensions (OSS) *	95%
83.5%	**Discipline: Students with Disabilities** % of Students with Disabilities students without suspensions (OSS)*	95%
86.4%	**Discipline: Black Students** % of Black students without suspensions (OSS)*	95%
56%	**Student-Staff Relationships** % of students feeling comfortable going to most or all of the adults in the school for help*	75%
0%	**Student Success Plans** % of students with individual success plans	90%
19%	**School Climate** % of schools with 4 or 5 star climate rating*	50%

* Includes Charter and Partner Schools

ATLANTA PUBLIC SCHOOLS



GO Team School Strategic Plan Development

One District. One Goal. Every Child.

ATLANTA PUBLIC SCHOOLS



What is our purpose? What do we do?

What is our picture of the future?

What results do we want to satisfy our stakeholder needs?

We are educating and empowering Atlanta's students to shape the future.

1. Literacy
2. Numeracy
3. College & Career Readiness

What are the main focus areas ("Pillars of Excellence") of our work?

We are Caring for Every Child *(example)*

What continuous improvement activities are needed to get results?

Expand strategies that reduce chronic absenteeism *(example)*

How will we evaluate performance to know if we are achieving the results we want?

% of students who are not chronically absent *(example)*

What high-leverage strategies will lead to the desired results?

Implement Multi-Tiered Systems of Support (MTSS) *(example)*

Who will do what by when?

Monthly, provide consistent communication with all families on the importance of attendance and supports available *(example)*

GO Team Focus (Governance)



What is our purpose?
What do we do?

What is our picture of the future?

What results do we want to satisfy our stakeholder needs?

What are the main focus areas ("Pillars of Excellence") of our work?

What continuous improvement activities are needed to get results?

ATLANTA PUBLIC SCHOOLS

School Strategic Planning Overview

Purpose

To cascade the district strategic plan to the school level, while grounding our focus in the school's Continuous Improvement Plan. This will **create alignment, reduce confusion, and simplify our efforts**.

Timeline

Our school's 2030 Strategic Goals and Objectives should be **updated, approved and ranked by January 2026**. Schools will focus on the strategies as part of FY27 Budget and Continuous Improvement Plan processes.

ATLANTA PUBLIC SCHOOLS

Three Key Resources to Review

1 2020-2025 School Strategic Plan

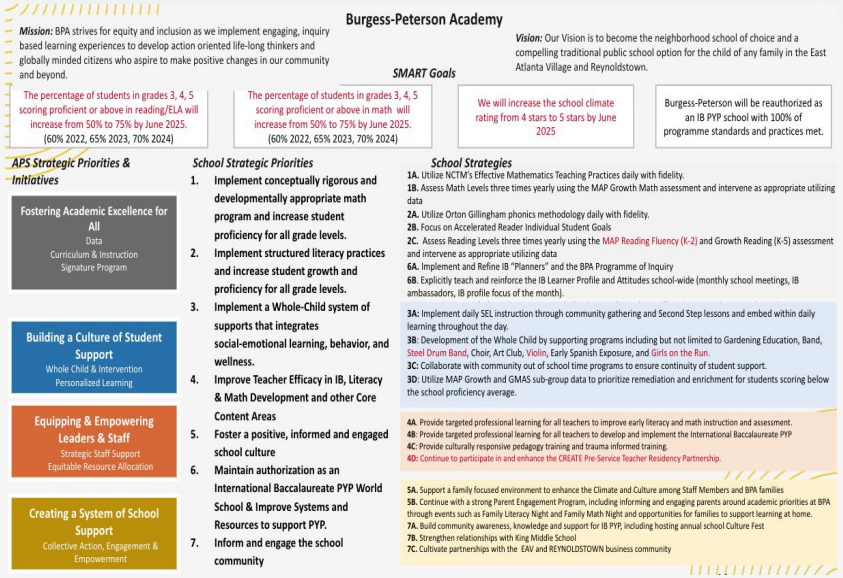

Burgess-Peterson Academy

Mission: BPA strives for equity and inclusion as we implement engaging, inquiry based learning experiences to develop action oriented life-long thinkers and globally minded citizens who aspire to make positive changes in our community and beyond.

Vision: Our Vision is to become the neighborhood school of choice and a compelling traditional public school option for the child of any family in the East Atlanta Village and Reynoldstown.

SMART Goals

- The percentage of students in grades 3, 4, 5 scoring proficient or above in reading/ELA will increase from 50% to 75% by June 2025. (60% 2022, 65% 2023, 70% 2024)
- The percentage of students in grades 3, 4, 5 scoring proficient or above in math will increase from 50% to 75% by June 2025. (60% 2022, 65% 2023, 70% 2024)
- We will increase the school climate rating from 4 stars to 5 stars by June 2025
- Burgess-Peterson will be reauthorized as an IB PYP school with 100% of programme standards and practices met.

APS Strategic Priorities & Initiatives

- Fostering Academic Excellence for All — Data; Curriculum & Instruction; Signature Program
- Building a Culture of Student Support — Whole Child & Intervention; Personalized Learning
- Equipping & Empowering Leaders & Staff — Strategic Staff Support; Equitable Resource Allocation
- Creating a System of School Support — Collective Action, Engagement & Empowerment

School Strategic Priorities

1. Implement conceptually rigorous and developmentally appropriate math program and increase student proficiency for all grade levels.
2. Implement structured literacy practices and increase student growth and proficiency for all grade levels.
3. Implement a Whole-Child system of supports that integrates social-emotional learning, behavior, and wellness.
4. Improve Teacher Efficacy in IB, Literacy & Math Development and other Core Content Areas
5. Foster a positive, informed and engaged school culture
6. Maintain authorization as an International Baccalaureate PYP World School & Improve Systems and Resources to support PYP.
7. Inform and engage the school community

School Strategies

1A. Utilize NCTM's Effective Mathematics Teaching Practices daily with fidelity.
1B. Assess Math Levels three times yearly using the MAP Growth Math assessment and intervene as appropriate utilizing data
2A. Utilize Orton Gillingham phonics methodology daily with fidelity.
2B. Focus on Accelerated Reader Individual Student Goals
2C. Assess Reading Levels three times yearly using the MAP Reading Fluency (K-2) and Growth Reading (K-5) assessment and intervene as appropriate utilizing data
6A. Implement and Refine IB "Planners" and the BPA Programme of Inquiry
6B. Explicitly teach and reinforce the IB Learner Profile and Attitudes school-wide (monthly school meetings, IB ambassadors, IB profile focus of the month).

3A: Implement daily SEL instruction through community gathering and Second Step lessons and embed within daily learning throughout the day.
3B: Development of the Whole Child by supporting programs including but not limited to Gardening Education, Band, Steel Drum Band, Choir, Art Club, Violin, Early Spanish Exposure, and Girls on the Run.
3C: Collaborate with community out of school time programs to ensure continuity of student support.
3D: Utilize MAP Growth and GMAS sub-group data to prioritize remediation and enrichment for students scoring below the school proficiency average.

4A. Provide targeted professional learning for all teachers to improve early literacy and math instruction and assessment.
4B: Provide targeted professional learning for all teachers to develop and implement the International Baccalaureate PYP
4C: Provide culturally responsive pedagogy training and trauma informed training.
4D: Continue to participate in and enhance the CREATE Pre-Service Teacher Residency Partnership.

5A. Support a family focused environment to enhance the Climate and Culture among Staff Members and BPA families
5B. Continue with a strong Parent Engagement Program, including informing and engaging parents around academic priorities at BPA through events such as Family Literacy Night and Family Math Night and opportunities for families to support learning at home.
7A. Build community awareness, knowledge and support for IB PYP, including hosting annual school Culture Fest
7B. Strengthen relationships with King Middle School
7C. Cultivate partnerships with the EAV and REYNOLDSTOWN business community

2 2025-2026 Continuous Improvement Plan Goals

1. By the end of the 2025 - 2026 school year, the 3rd - 5th grade students scoring PROFICIENT or above will increase from 62.4% (SY24-25) to 66.4% on the spring 2026 EOG in ELA.
2. By the end of the 2025 - 2026 school year, the 3rd - 5th grade students scoring PROFICIENT or above will increase from 65.8% (SY24-25) to 69.8% on the spring 2026 EOG in MATH.
3. By the end of the 2025-2026 school year, the CCRPI school climate score will increase from 94.10 (2024) to 94.56.

3 School Data Sheet

https://tinyurl.com/SchoolDataSheets

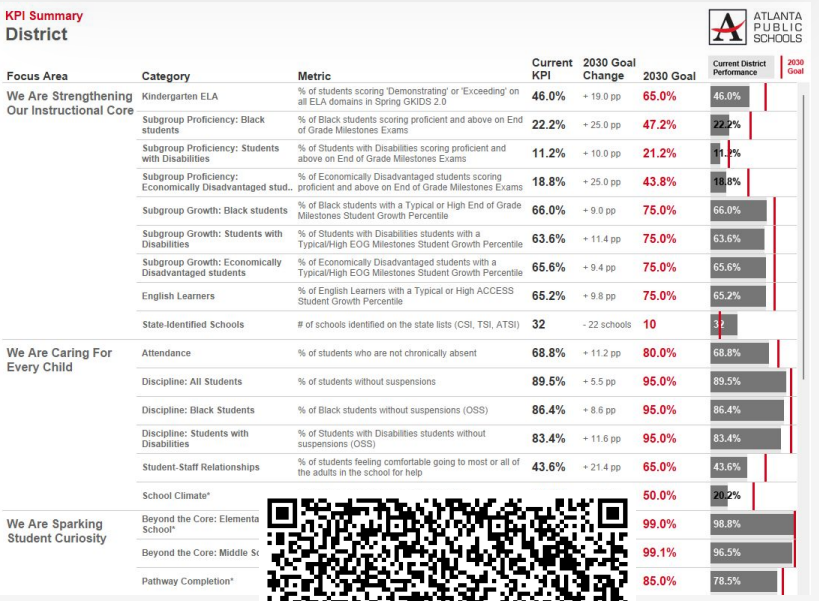

KPI Summary
District

ATLANTA PUBLIC SCHOOLS

Focus Area	Category	Metric	Current KPI	2030 Goal Change	2030 Goal
We Are Strengthening Our Instructional Core	Kindergarten ELA	% of students scoring 'Demonstrating' or 'Exceeding' on all ELA domains in Spring GKIDS 2.0	46.0%	+ 19.0 pp	65.0%
	Subgroup Proficiency: Black students	% of Black students scoring proficient and above on End of Grade Milestones Exams	22.2%	+ 25.0 pp	47.2%
	Subgroup Proficiency: Students with Disabilities	% of Students with Disabilities scoring proficient and above on End of Grade Milestones Exams	11.2%	+ 10.0 pp	21.2%
	Subgroup Proficiency: Economically Disadvantaged stud..	% of Economically Disadvantaged students scoring proficient and above on End of Grade Milestones Exams	18.8%	+ 25.0 pp	43.8%
	Subgroup Growth: Black students	% of Black students with a Typical or High End of Grade Milestones Student Growth Percentile	66.0%	+ 9.0 pp	75.0%
	Subgroup Growth: Students with Disabilities	% of Students with Disabilities students with a Typical/High EOG Milestones Student Growth Percentile	63.6%	+ 11.4 pp	75.0%
	Subgroup Growth: Economically Disadvantaged students	% of Economically Disadvantaged students with a Typical/High EOG Milestones Student Growth Percentile	65.6%	+ 9.4 pp	75.0%
	English Learners	% of English Learners with a Typical or High ACCESS Student Growth Percentile	65.2%	+ 9.8 pp	75.0%
	State-Identified Schools	# of schools identified on the state lists (CSI, TSI, ATSI)	32	- 22 schools	10
We Are Caring For Every Child	Attendance	% of students who are not chronically absent	68.8%	+ 11.2 pp	80.0%
	Discipline: All Students	% of students without suspensions	89.5%	+ 5.5 pp	95.0%
	Discipline: Black Students	% of Black students without suspensions (OSS)	86.4%	+ 8.6 pp	95.0%
	Discipline: Students with Disabilities	% of Students with Disabilities students without suspensions (OSS)	83.4%	+ 11.6 pp	95.0%
	Student-Staff Relationships	% of students feeling comfortable going to most or all of the adults in the school for help	43.6%	+ 21.4 pp	65.0%
	School Climate*				50.0%
We Are Sparking Student Curiosity	Beyond the Core: Elementa School*				99.0%
	Beyond the Core: Middle Sc				99.1%
	Pathway Completion*				85.0%

Current District Performance | 2030 Goal

Use the QR code to access all school data sheets

ATLANTA PUBLIC SCHOOLS

School Strategic Planning Process

1. **Review Data**

2. **Align Mission/Vision/Purpose**

3. **Confirm 2030 Goals**
   - Create CIP Goals to 2030
   - Identify Additional Goals

4. **Identify 2025-2030 Strategic Objectives**
   - Reflect on 2020-2025 Strategic Plan
   - Review and Discuss Additional Objectives Going Forward

5. **Approve Your Strategic Plan & Rank Your Strategic Objectives for FY27**

BPA GO Team Business Meeting Cadence

Business Meeting 1:
- Review Data *(MAP, GMAS, Graduation Rate, CCRPI, etc.)*

Business Meeting 2:
- Review Data (School KPIs)
- Align Mission/Vision/ Purpose
- Confirm 2030 Goals

Business Meeting 3:
- Identify 2025-2030 Strategic Objectives

Business Meeting 4 (Budget Allocation):
- Confirm & Prioritize Your Strategic Plan

ATLANTA PUBLIC SCHOOLS

Today's Focus:

School Strategic Planning Process: Steps 1, 2, and 3

1. **Review Data**
2. **Align Mission/Vision/Purpose**
3. **Confirm 2030 Goals**
   - Create CIP Goals to 2030
   - Identify Additional Goals
4. **Identify 2025-2030 Strategic Objectives**
   - Reflect on 2020-2025 Strategic Plan
   - Review and Discuss Additional Objectives Going Forward
5. **Approve Your Strategic Plan & Rank Your Strategic Objectives for FY27**

BPA GO Team Business Meeting Cadence

Business Meeting 1:

- ✓ Review Data *(MAP, GMAS, Graduation Rate, CCRPI, etc.)*

Business Meeting 2:

- Review Data (School KPIs)
- Align Mission/Vision/ Purpose
- Confirm 2030 Goals

Business Meeting 3:

- Identify 2025-2030 Strategic Objectives

Business Meeting 4 (Budget Allocation):

- Approve Your Strategic Plan & Rank Your Strategic Objectives for FY27

ATLANTA PUBLIC SCHOOLS

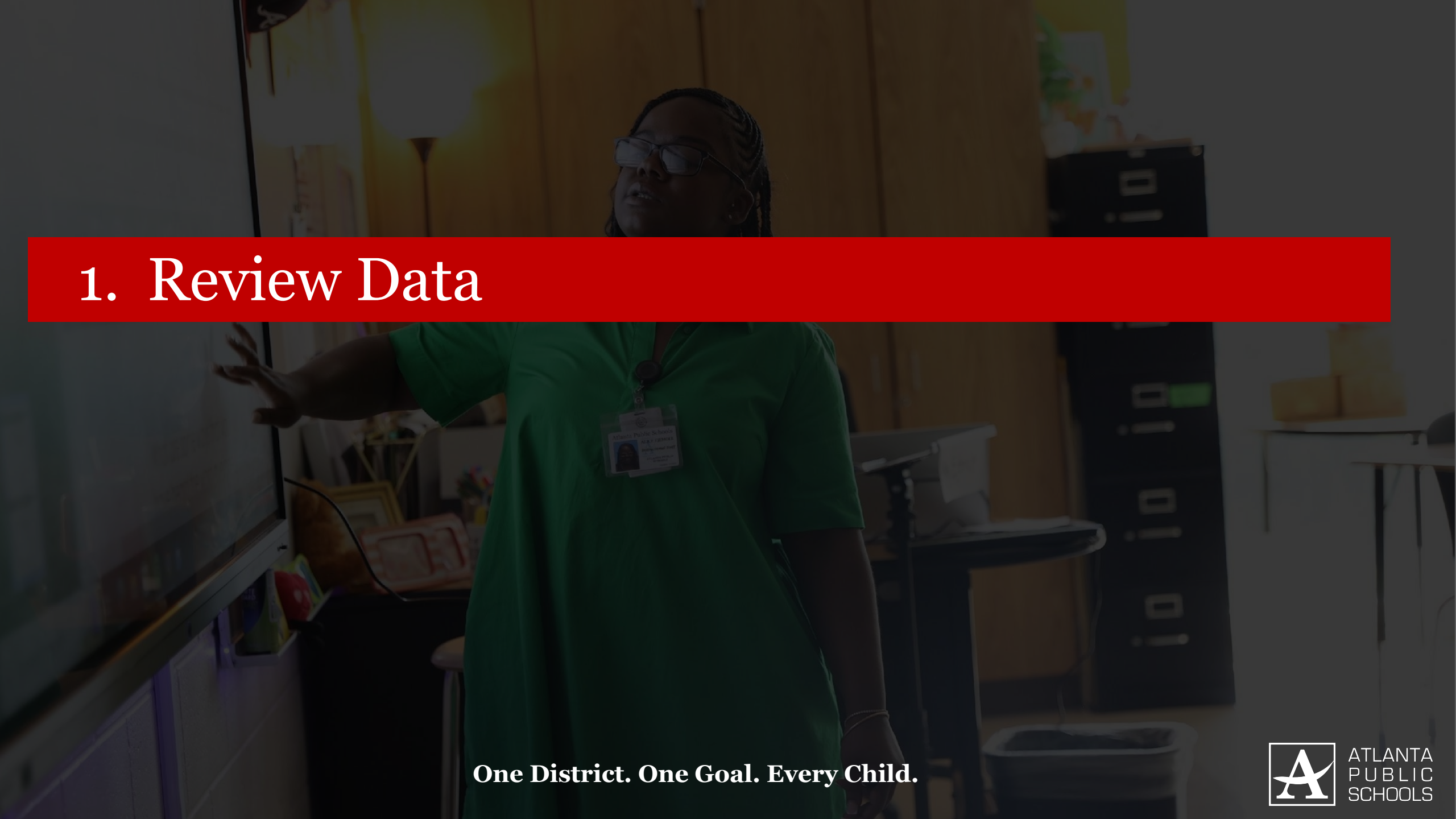

1. Review Data

ATLANTA PUBLIC SCHOOLS

Guiding Questions for the GO Team to Discuss:

- What do you notice?
- What are your wonderings?
- Are you on track?
- Are there specific sub-group performance gaps?
- Outside of the "Instructional Core," what could be a focus area?

KPI Summary

Burgess-Peterson Elementary School

ATLANTA PUBLIC SCHOOLS

Focus Area	Category	Metric	Current KPI	2030 Goal Change	2030 Goal	Current District Performance / 2030 Goal
District Goals	Literacy	% of 3rd grade students scoring proficient or above in ELA	56.5%	+ 20.5 pp	77.0%	56.5%
We Are Strengthening Our Instructional Core	Kindergarten ELA	% of students scoring 'Demonstrating' or 'Exceeding' on all ELA domains in Spring GKIDS 2.0	62.5%	+ 21.0 pp	83.5%	62.5%
	Subgroup Proficiency: Black students	% of Black students scoring proficient and above on End of Grade Milestones Exams	39.7%	+ 26.0 pp	65.7%	39.7%
	Subgroup Proficiency: Students with Disabilities	% of Students with Disabilities scoring proficient and above on End of Grade Milestones Exams	13.1%	+ 10.0 pp	23.1%	13.1%
	Subgroup Proficiency: Economically Disadvantaged students	% of Economically Disadvantaged students scoring proficient and above on End of Grade Milestones Exams	30.6%	+ 26.0 pp	56.6%	30.6%
	Subgroup Growth: Black students	% of Black students with a Typical or High End of Grade Milestones Student Growth Percentile	75.6%	+ 9.4 pp	85.0%	75.6%
	Subgroup Growth: Students with Disabilities	% of Students with Disabilities students with a Typical/High EOG Milestones Student Growth Percentile	50.0%	+ 10.7 pp	60.7%	50.0%
	Subgroup Growth: Economically Disadvantaged students	% of Economically Disadvantaged students with a Typical/High EOG Milestones Student Growth Percentile	75.0%	+ 10.0 pp	85.0%	75.0%
We Are Caring For Every Child	Attendance	% of students who are not chronically absent	90.8%	+ 3.2 pp	94.0%	90.8%
	Discipline: All Students	% of students without suspensions	99.8%	—	99.8%	99.8%
	Discipline: Black Students	% of Black students without suspensions (OSS)	99.6%	—	99.6%	99.6%
	Discipline: Students with Disabilities	% of Students with Disabilities students without suspensions (OSS)	98.4%	+ 0.1 pp	98.5%	98.4%
	Student-Staff Relationships	% of students feeling comfortable going to most or all of the adults in the school for help	57.6%	+ 21.0 pp	78.6%	57.6%
	School Climate*	School climate star rating out of 5	4 ★	—	4 ★	4 ★
We Are Sparking Stu..	Beyond the Core: Elementary School*	% of K-5 students meeting the CCRPI Beyond the Core Component requirement	99.6%	+ 0.1 pp	99.7%	99.6%
Our Strength is Our Team	Staff Engagement	% of engaged staff	68.0%	+ 12.3 pp	80.3%	68.0%
	Teacher Experience	% of teachers with 3 or more years of experience	97.7%	—	97.7%	97.7%
	Teacher Compensation	Average teacher salary	$92,341	+ $7,659	$100,000	$92,341
Our Responsibility Is Shared	Family Engagement: Support Student Success	% of favorable responses to "Supporting Student Success" (Family Engagement Survey)	96.6%	—	96.6%	96.6%
	Family Engagement: Parent Portal	% of Infinite Campus Parent Portal accounts	85.4%	—	85.4%	85.4%
Our System Is Efficient & Effective	Safety Perception: Grades 3-5	% of students choosing very safe or extremely safe to location questions (ES)	72.2%	+ 10.0 pp	82.2%	72.2%
	Enrollment	School meeting K-12 Enrollment Minimums	567	—	450	567

* Data for 2025 has not been released, so 2024 data is being used

School > Burgess

Updated 9/26/2025



2. Align Mission/Vision/Purpose

WHO WE ARE...

We are *Atlanta's* Public School System

WHY WE EXIST...

To educate and empower Atlanta's students to shape the future

Note:

- Your GO Team will decide if they would like to update the school mission, vision, or purpose statements. Use this slide and a combination of the next 2 slides to display your school's current mission and vision, and lead your team in the discussion.
- **Potential Activity:** Share the current school mission/vision. Ask GO Team members to hold up fingers to indicate their level of satisfaction with the current mission and vision (**5=Love it, 0=Strongly Dislike**). Proceed with the discussion based on the team's feedback.

ATLANTA PUBLIC SCHOOLS

Burgess-Peterson Academy

Mission: BPA strives for equity and inclusion as we implement engaging, inquiry based learning experiences to develop action oriented life-long thinkers and globally minded citizens who aspire to make positive changes in our community and beyond.

Vision: Our Vision is to be the neighborhood school of choice and a compelling traditional public school option for the child of any family in the East Atlanta Village and Reynoldstown.

SMART Goals

The percentage of students in grades 3, 4, 5 scoring proficient or above in reading/ELA will increase from 50% to 75% by June 2025. (60% 2022, 65% 2023, 70% 2024)

The percentage of students in grades 3, 4, 5 scoring proficient or above in math will increase from 50% to 75% by June 2025. (60% 2022, 65% 2023, 70% 2024)

We will increase the school climate rating from 4 stars to 5 stars by June 2025

Burgess-Peterson will be reauthorized as an IB PYP school with 100% of programme standards and practices met.

APS Strategic Priorities & Initiatives

Fostering Academic Excellence for All
Data
Curriculum & Instruction
Signature Program

Building a Culture of Student Support
Whole Child & Intervention
Personalized Learning

Equipping & Empowering Leaders & Staff
Strategic Staff Support
Equitable Resource Allocation

Creating a System of School Support
Collective Action, Engagement & Empowerment

School Strategic Priorities

1. **Implement conceptually rigorous and developmentally appropriate math program and increase student proficiency for all grade levels.**
2. **Implement structured literacy practices and increase student growth and proficiency for all grade levels.**
3. **Implement a Whole-Child system of supports that integrates social-emotional learning, behavior, and wellness.**
4. **Improve Teacher Efficacy in IB, Literacy & Math Development and other Core Content Areas**
5. **Foster a positive, informed and engaged school culture**
6. **Maintain authorization as an International Baccalaureate PYP World School & Improve Systems and Resources to support PYP.**
7. **Inform and engage the school community**

School Strategies

1A. Utilize NCTM's Effective Mathematics Teaching Practices daily with fidelity.
1B. Assess Math Levels three times yearly using the MAP Growth Math assessment and intervene as appropriate utilizing data
2A. Utilize Orton Gillingham phonics methodology daily with fidelity.
2B. Focus on Accelerated Reader Individual Student Goals
2C. Assess Reading Levels three times yearly using the MAP Reading Fluency (K-2) and Growth Reading (K-5) assessment and intervene as appropriate utilizing data
6A. Implement and Refine IB "Planners" and the BPA Programme of Inquiry
6B. Explicitly teach and reinforce the IB Learner Profile and Attitudes school-wide (monthly school meetings, IB ambassadors, IB profile focus of the month).

3A: Implement daily SEL instruction through community gathering and Second Step lessons and embed within daily learning throughout the day.
3B: Development of the Whole Child by supporting programs including but not limited to Gardening Education, Band, Steel Drum Band, Choir, Art Club, Violin, Early Spanish Exposure, and Girls on the Run.
3C: Collaborate with community out of school time programs to ensure continuity of student support.
3D: Utilize MAP Growth and GMAS sub-group data to prioritize remediation and enrichment for students scoring below the school proficiency average.

4A. Provide targeted professional learning for all teachers to improve early literacy and math instruction and assessment.
4B: Provide targeted professional learning for all teachers to develop and implement the International Baccalaureate PYP
4C: Provide culturally responsive pedagogy training and trauma informed training.
4D: Continue to participate in and enhance the CREATE Pre-Service Teacher Residency Partnership.

5A. Support a family focused environment to enhance the Climate and Culture among Staff Members and BPA families
5B. Continue with a strong Parent Engagement Program, including informing and engaging parents around academic priorities at BPA through events such as Family Literacy Night and Family Math Night and opportunities for families to support learning at home.
7A. Build community awareness, knowledge and support for IB PYP, including hosting annual school Culture Fest
7B. Strengthen relationships with King Middle School
7C. Cultivate partnerships with the EAV and REYNOLDSTOWN business community

Mission and Vision Alignment:

WHO WE ARE...	WHY WE EXIST...
We are *Atlanta's* Public School System	**To educate and empower Atlanta's students to shape the future**

Guiding Question: Does our current school mission and vision align with these statements? Are updates needed?

Mission: BPA strives for equity and inclusion as we implement engaging, inquiry based learning experiences to develop action oriented life-long thinkers and globally minded citizens who aspire to make positive changes in our community and beyond.

Vision: Our Vision is to become the neighborhood school of choice and a compelling traditional public school option for the child of any family in the East Atlanta Village and Reynoldstown.

ATLANTA PUBLIC SCHOOLS

Proposed Updates to School Mission and Vision:

Mission: BPA strives for equity and inclusion as we implement engaging, inquiry based learning experiences to develop action oriented life-long thinkers and globally minded citizens who aspire to make positive changes in our community and beyond.

BPA will foster an equitable, inclusive, and inquiry-based environment to develop lifelong thinkers and globally minded citizens who lead positive changes.



ATLANTA PUBLIC SCHOOLS



3. Confirm 2030 Goals

- Extend your Continuous Improvement Plan Goals to 2030
- Identify if there are any additional goals for the strategic plan beyond those identified. If so, capture them (no more than 1-2 additional goals)

Continuous Improvement Goals

1 By the end of the 2025-2026 school year, the 3rd-5th grade students scoring PROFICIENT or above will increase from 62.4% (SY24-25) to 66.4% (SY25-26) on the spring 2026 EOG in ELA.

2 By the end of the 2025-2026 school year, the 3rd-5th grade students scoring PROFICIENT or above will increase from 65.8% to 69.8% (SY25-26) on the spring 2026 EOG in MATH.

3 By the end of the 2025-2026 school year, the CCRPI school climate score will increase from 94.10 (2024) to 94.56.

4 None

2030 Strategic Plan Goals (Proposed)

1 **By 2030**, the percentage of students in grades 3, 4, 5 scoring proficient or above in reading/ELA will increase from 62.4% to 82.4% by June 2030.
(66.4% 2026, 70.4% 2027, 74.4% 2028, 78.4% 2029)

2 **By 2030**, The percentage of students in grades 3, 4, 5 scoring proficient or above in math will increase from 65.8% to 85.8% by June 2030.
(69.8% 2026, 73.8% 2027, 77.8% 2028, 81.4% 2029)

3 **By 2030**, we will increase the CCRPI school climate score from 94.10 to 96.4, increasing from 4 stars to 5 stars by June 2030.

4 **Additional Goal** (Staff Engagement, Discipline, Teacher Retention, etc)

ATLANTA PUBLIC SCHOOLS

Burgess-Peterson Academy

Mission: BPA strives for equity and inclusion as we implement engaging, inquiry based learning experiences to develop action oriented life-long thinkers and globally minded citizens who aspire to make positive changes in our community and beyond.

Vision: Our Vision is to be the neighborhood school of choice and a compelling traditional public school option for the child of any family in the East Atlanta Village and Reynoldstown.

SMART Goals

The percentage of students in grades 3, 4, 5 scoring proficient or above in reading/ELA will increase from 50% to 75% by June 2025. (60% 2022, 65% 2023, 70% 2024)	The percentage of students in grades 3, 4, 5 scoring proficient or above in math will increase from 50% to 75% by June 2025. (60% 2022, 65% 2023, 70% 2024)	We will increase the school climate rating from 4 stars to 5 stars by June 2025	Burgess-Peterson will be reauthorized as an IB PYP school with 100% of programme standards and practices met.

2030 Strategic Plan Goals (Proposed)

1 **By 2030**, the percentage of students in grades 3, 4, 5 scoring proficient or above in reading/ELA will increase from 62.4% to 82.4% by June 2030. (66.4% 2026, 70.4% 2027, 74.4% 2028, 78.4% 2029)

2 **By 2030**, The percentage of students in grades 3, 4, 5 scoring proficient or above in math will increase from 65.8% to 85.8% by June 2030. (69.8% 2026, 73.8% 2027, 77.8% 2028, 81.4% 2029)

3 **By 2030**, we will increase the CCRPI school climate score from 94.10 to 96.4, increasing from 4 stars to 5 stars by June 2030.

4 **Additional Goal** (Staff Engagement, Discipline, Teacher Retention, etc)

APS Strategic Priorities & Initiatives

Fostering Academic Excellence for All

Strategic Staff Support
Equitable Resource Allocation

Creating a System of School Support
Collective Action, Engagement & Empowerment

School Strategic Priorities

1. **Implement conceptually rigorous and developmentally appropriate math program and increase student**
6. **Maintain authorization as an International Baccalaureate PYP World School & Improve Systems and Resources to support PYP.**
7. **Inform and engage the school community**

School Strategies

1A. Utilize NCTM's Effective Mathematics Teaching Practices daily with fidelity.
1B. Assess Math Levels three times yearly using the MAP Growth Math assessment and intervene as appropriate utilizing data
2A. Utilize Orton Gillingham phonics methodology daily with fidelity.

4D: Continue to participate in and enhance the CREATE Pre-Service Teacher Residency Partnership.

5A. Support a family focused environment to enhance the Climate and Culture among Staff Members and BPA families
5B. Continue with a strong Parent Engagement Program, including informing and engaging parents around academic priorities at BPA through events such as Family Literacy Night and Family Math Night and opportunities for families to support learning at home.
7A. Build community awareness, knowledge and support for IB PYP, including hosting annual school Culture Fest
7B. Strengthen relationships with King Middle School
7C. Cultivate partnerships with the EAV and REYNOLDSTOWN business community

Guiding Question: After reviewing our current Strategic Plan and school KPIs, are there any additional goals we would like to include with our 2030 CIP Goals for the 2025-2030 Strategic Plan? *(No more than 1-2 additional goals)*

1.Enter any proposed additional goals for the strategic plan that the team identifies here.

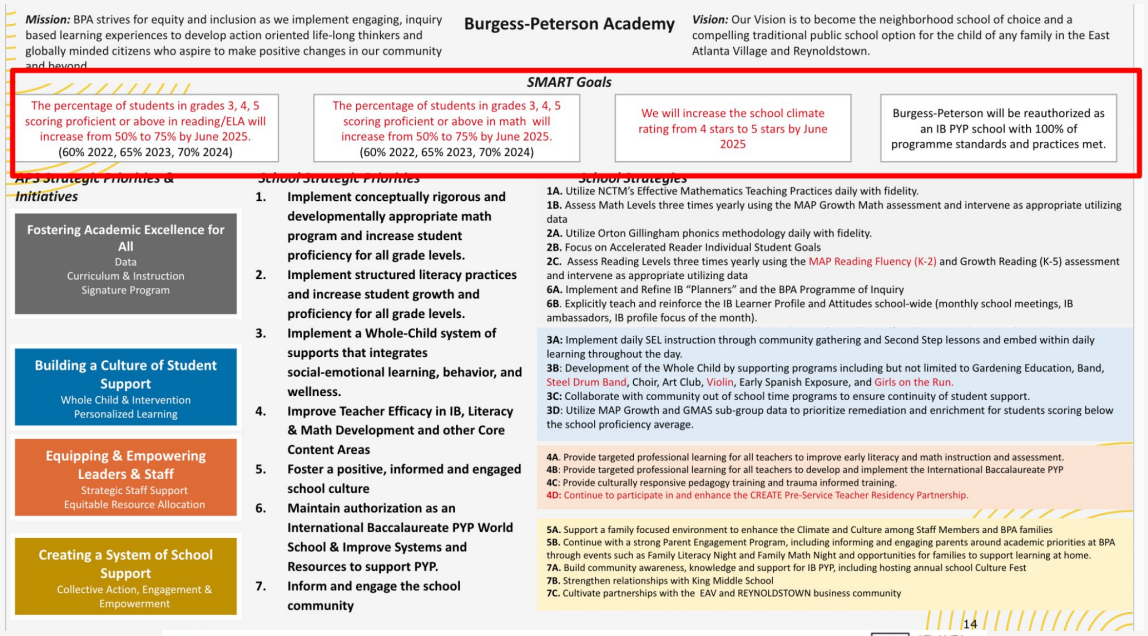

Mission: BPA strives for equity and inclusion as we implement engaging, inquiry based learning experiences to develop action oriented life-long thinkers and globally minded citizens who aspire to make positive changes in our community and beyond.

Burgess-Peterson Academy

Vision: Our Vision is to become the neighborhood school of choice and a compelling traditional public school option for the child of any family in the East Atlanta Village and Reynoldstown.

SMART Goals

- The percentage of students in grades 3, 4, 5 scoring proficient or above in reading/ELA will increase from 50% to 75% by June 2025. (60% 2022, 65% 2023, 70% 2024)
- The percentage of students in grades 3, 4, 5 scoring proficient or above in math will increase from 50% to 75% by June 2025. (60% 2022, 65% 2023, 70% 2024)
- We will increase the school climate rating from 4 stars to 5 stars by June 2025
- Burgess-Peterson will be reauthorized as an IB PYP school with 100% of programme standards and practices met.

APS Strategic Priorities & Initiatives

- **Fostering Academic Excellence for All** — Data; Curriculum & Instruction; Signature Program
- **Building a Culture of Student Support** — Whole Child & Intervention; Personalized Learning
- **Equipping & Empowering Leaders & Staff** — Strategic Staff Support; Equitable Resource Allocation
- **Creating a System of School Support** — Collective Action, Engagement & Empowerment

School Strategic Priorities

1. Implement conceptually rigorous and developmentally appropriate math program and increase student proficiency for all grade levels.
2. Implement structured literacy practices and increase student growth and proficiency for all grade levels.
3. Implement a Whole-Child system of supports that integrates social-emotional learning, behavior, and wellness.
4. Improve Teacher Efficacy in IB, Literacy & Math Development and other Core Content Areas
5. Foster a positive, informed and engaged school culture
6. Maintain authorization as an International Baccalaureate PYP World School & Improve Systems and Resources to support PYP.
7. Inform and engage the school community

School Strategies

1A. Utilize NCTM's Effective Mathematics Teaching Practices daily with fidelity.
1B. Assess Math Levels three times yearly using the MAP Growth Math assessment and intervene as appropriate utilizing data
2A. Utilize Orton Gillingham phonics methodology daily with fidelity.
2B. Focus on Accelerated Reader Individual Student Goals
2C. Assess Reading Levels three times yearly using the MAP Reading Fluency (K-2) and Growth Reading (K-5) assessment and intervene as appropriate utilizing data
6A. Implement and Refine IB "Planners" and the BPA Programme of Inquiry
6B. Explicitly teach and reinforce the IB Learner Profile and Attitudes school-wide (monthly school meetings, IB ambassadors, IB profile focus of the month).

3A: Implement daily SEL instruction through community gathering and Second Step lessons and embed within daily learning throughout the day.
3B: Development of the Whole Child by supporting programs including but not limited to Gardening Education, Band, Steel Drum Band, Choir, Art Club, Violin, Early Spanish Exposure, and Girls on the Run.
3C: Collaborate with community out of school time programs to ensure continuity of student support.
3D: Utilize MAP Growth and GMAS sub-group data to prioritize remediation and enrichment for students scoring below the school proficiency average.

4A. Provide targeted professional learning for all teachers to improve early literacy and math instruction and assessment.
4B: Provide targeted professional learning for all teachers to develop and implement the International Baccalaureate PYP
4C: Provide culturally responsive pedagogy training and trauma informed training.
4D: Continue to participate in and enhance the CREATE Pre-Service Teacher Residency Partnership.

5A. Support a family focused environment to enhance the Climate and Culture among Staff Members and BPA families
5B. Continue with a strong Parent Engagement Program, including informing and engaging parents around academic priorities at BPA through events such as Family Literacy Night and Family Math Night and opportunities for families to support learning at home.
7A. Build community awareness, knowledge and support for IB PYP, including hosting annual school Culture Fest
7B. Strengthen relationships with King Middle School
7C. Cultivate partnerships with the EAV and REYNOLDSTOWN business community

14

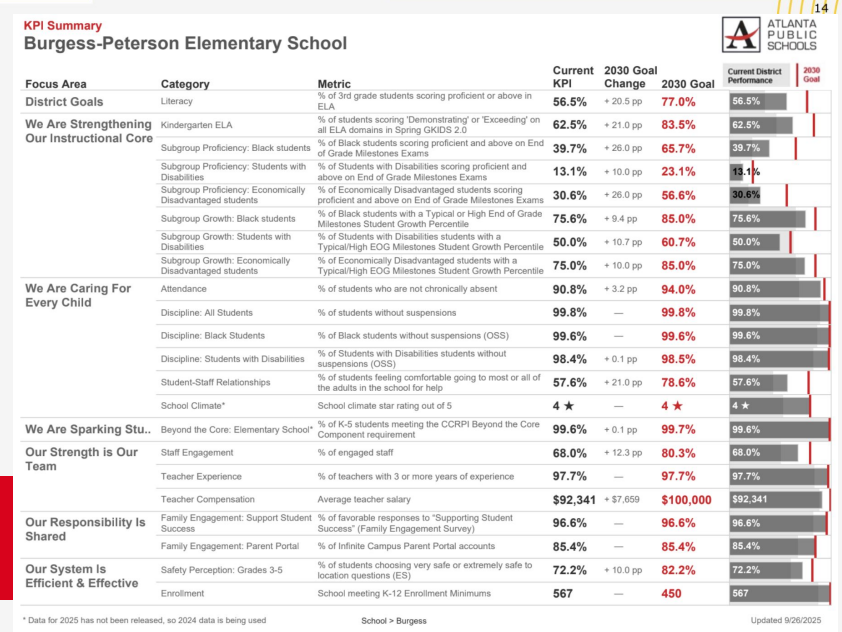

KPI Summary

Burgess-Peterson Elementary School

ATLANTA PUBLIC SCHOOLS

Focus Area	Category	Metric	Current KPI	2030 Goal Change	2030 Goal	Current District Performance / 2030 Goal
District Goals	Literacy	% of 3rd grade students scoring proficient or above in ELA	56.5%	+ 20.5 pp	77.0%	56.5%
We Are Strengthening Our Instructional Core	Kindergarten ELA	% of students scoring 'Demonstrating' or 'Exceeding' on all ELA domains in Spring GKIDS 2.0	62.5%	+ 21.0 pp	83.5%	62.5%
	Subgroup Proficiency: Black students	% of Black students scoring proficient and above on End of Grade Milestones Exams	39.7%	+ 26.0 pp	65.7%	39.7%
	Subgroup Proficiency: Students with Disabilities	% of Students with Disabilities scoring proficient and above on End of Grade Milestones Exams	13.1%	+ 10.0 pp	23.1%	13.1%
	Subgroup Proficiency: Economically Disadvantaged students	% of Economically Disadvantaged students scoring proficient and above on End of Grade Milestones Exams	30.6%	+ 26.0 pp	56.6%	30.6%
	Subgroup Growth: Black students	% of Black students with a Typical or High End of Grade Milestones Student Growth Percentile	75.6%	+ 9.4 pp	85.0%	75.6%
	Subgroup Growth: Students with Disabilities	% of Students with Disabilities students with a Typical/High EOG Milestones Student Growth Percentile	50.0%	+ 10.7 pp	60.7%	50.0%
	Subgroup Growth: Economically Disadvantaged students	% of Economically Disadvantaged students with a Typical/High EOG Milestones Student Growth Percentile	75.0%	+ 10.0 pp	85.0%	75.0%
We Are Caring For Every Child	Attendance	% of students who are not chronically absent	90.8%	+ 3.2 pp	94.0%	90.8%
	Discipline: All Students	% of students without suspensions	99.8%	—	99.8%	99.8%
	Discipline: Black Students	% of Black students without suspensions (OSS)	99.6%	—	99.6%	99.6%
	Discipline: Students with Disabilities	% of Students with Disabilities students without suspensions (OSS)	98.4%	+ 0.1 pp	98.5%	98.4%
	Student-Staff Relationships	% of students feeling comfortable going to most or all of the adults in the school for help	57.6%	+ 21.0 pp	78.6%	57.6%
	School Climate*	School climate star rating out of 5	4 ★	—	4 ★	4 ★
We Are Sparking Stu..	Beyond the Core: Elementary School*	% of K-5 students meeting the CCRPI Beyond the Core Component requirement	99.6%	+ 0.1 pp	99.7%	99.6%
Our Strength is Our Team	Staff Engagement	% of engaged staff	68.0%	+ 12.3 pp	80.3%	68.0%
	Teacher Experience	% of teachers with 3 or more years of experience	97.7%	—	97.7%	97.7%
	Teacher Compensation	Average teacher salary	$92,341	+ $7,659	$100,000	$92,341
Our Responsibility Is Shared	Family Engagement: Support Student Success	% of favorable responses to "Supporting Student Success" (Family Engagement Survey)	96.6%	—	96.6%	96.6%
	Family Engagement: Parent Portal	% of Infinite Campus Parent Portal accounts	85.4%	—	85.4%	85.4%
Our System Is Efficient & Effective	Safety Perception: Grades 3-5	% of students choosing very safe or extremely safe to location questions (ES)	72.2%	+ 10.0 pp	82.2%	72.2%
	Enrollment	School meeting K-12 Enrollment Minimums	567	—	450	567

* Data for 2025 has not been released, so 2024 data is being used

School > Burgess

Updated 9/26/2025

ATLANTA PUBLIC SCHOOLS

Strategic planning will help you fully uncover your available options, set priorities for them, and define the methods to achieve them.

Robert J. Mckain

ATLANTA PUBLIC SCHOOLS

Questions?





Principal's Report

One District. One Goal. Every Child.

ATLANTA PUBLIC SCHOOLS

APS Forward 2040:
Reshaping the Future of Education

Upcoming Public Meetings

- October 20
- November 10

Virtual – at Noon

In-person at 6PM at CLL (130 Trinity Ave)

Comprehensive Long-Range Facilities Plan

atlantapublicschools.us/APS2040

ATLANTA PUBLIC SCHOOLS

One District. One Goal. Every Child.

Jackson HS & King MS - Over



Programs	Continue current pathways
Facility	600 Capacity Addition / Parking Estimated Cost: $70 -$90m (ESPLOST Dependent)
Boundary	Boundary remains the same Future Growth beyond current addition capacity would require Cluster boundary change
Re-Purpose	N/A
Timeline	Fall 2026 - 2028 – Coordination, Boundary Planning, Facility Design, Construction Fall 2029 - Implementation



Programs	Continue current pathways
Facility	200 Capacity Addition Estimated Cost: $20 - $25m (ESPLOST Dependent)
Boundary	Boundary remains the same Future Growth beyond current addition capacity would require Cluster boundary change
Re-Purpose	N/A

ATLANTA PUBLIC SCHOOLS
One District. One Goal. Every Child.

ES Scenario for Jackson Cluster

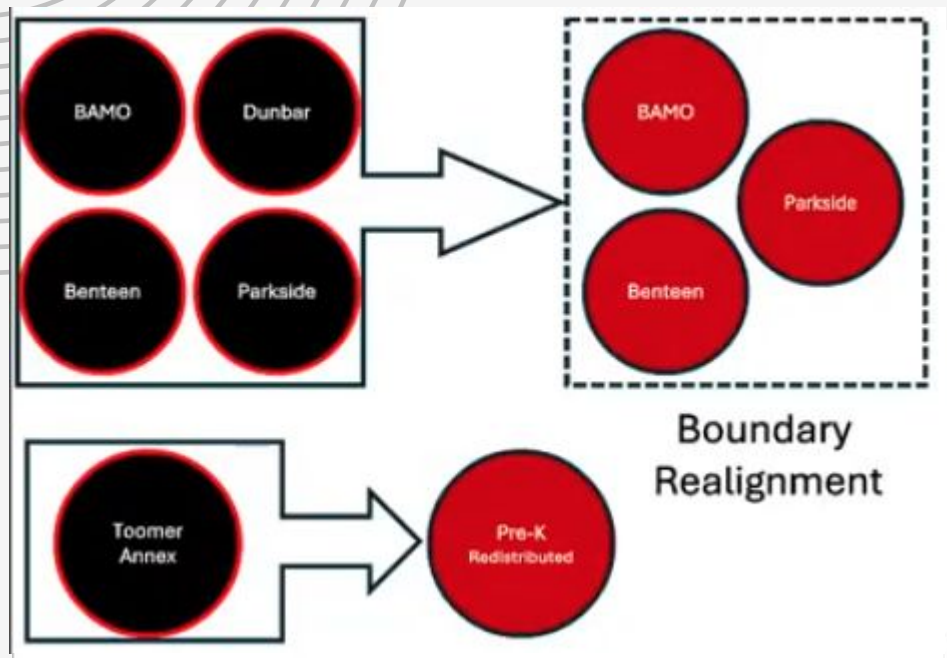



School(s)	Proposed Action	Resulting Capacity
Benteen ES	Dunbar ES repurposed as Early Childhood Center	550
BAMO ES		550
Dunbar ES	Boundary Realignment between Benteen, BAMO, Dunbar and Parkside	0
Parkside ES		625
Total		1725

Programs	Exceptional ED in BAMO Dunbar campus to become Early Childhood Center Toomer Annex repurposed and Pre-K classes redistributed
Facility	Dunbar renovations to accommodate Early Childhood Center
Boundary	BAMO, Benteen, Dunbar and Parkside boundary realignment
Re-Purpose	Toomer Annex repurposed - TBD Dunbar converted to Early Childhood Center
Operational Savings	N/A

Questions?



Thank you

ATLANTA
PUBLIC
SCHOOLS

ATLANTA
PUBLIC
SCHOOLS